

PRODUCT DATA SHEET



PART NUMBER – BA95-30-11-83: BRAH Electric, aftermarket direct replacement contactors for ABB A95-30-11-83, A-Line series, type A, 3P, 3PH, 95A, 600V, 30HP @ 240V, 60HP @ 480V, 75HP @ 600V, complete with 48V AC coil, and 1 N/O - 1 N/C auxiliary contact, AC magnetic contactor, suitable for use with A-Line series motor control systems

PRODUCT SPECIFICATIONS

MAGNETIC CONTACTOR
PART NO. BA95-30-11-83

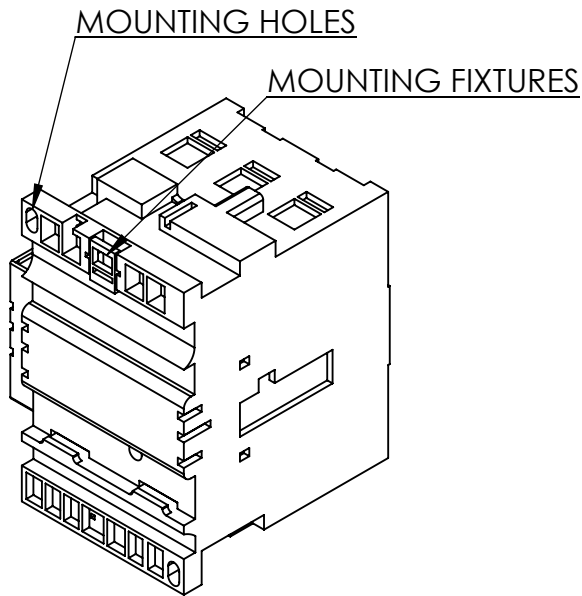
**Voltage Selection Charts
BA95-XXXX**

BA95-30-11	120V AC
BA95-30-11-42	277V AC
BA95-30-11-51	480V AC
BA95-30-11-55	500/600V AC
BA95-30-11-80	220/240V AC
BA95-30-11-81	24V AC
BA95-30-11-83	48V AC
BA95-30-11-84	120V AC
BA95-30-11-86	415/440V AC

TYPE	VALUE (UNITS)	NOTES	COMMENTS
PHASE	3		
POLES	3		
VOLTAGE	600 (VAC)		
AMPERAGE	95 (A)		
COIL VOLTAGE MIN	48 (V)		
COIL VOLTAGE MAX	48 (V)		
MIN HP. RATING	30 (HP)	@ 240V	
MAX HP RATING	75 (HP)	@ 600V	

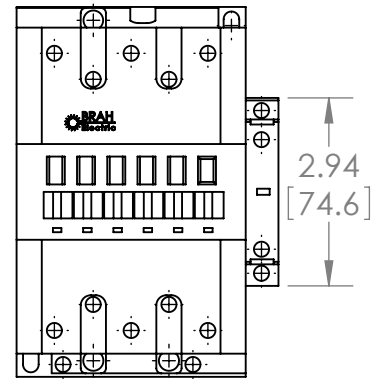
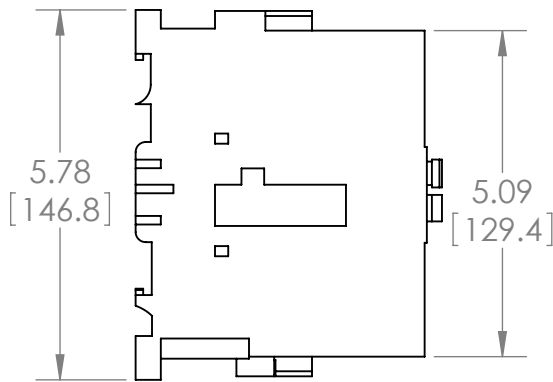
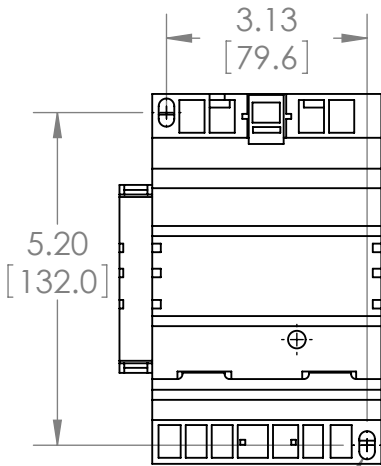
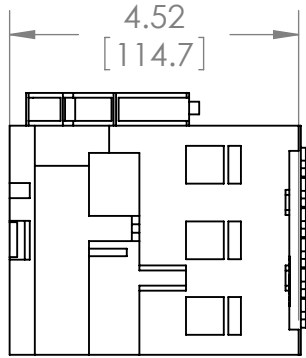
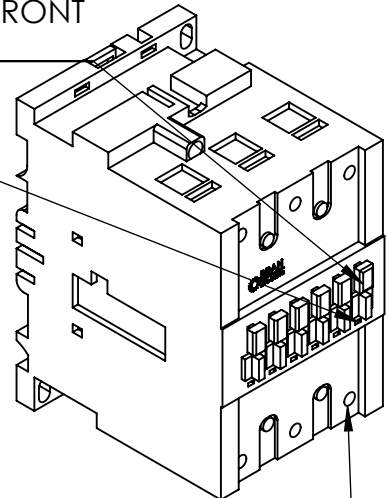
Warranty: All Products sold by BRAH Electric are guaranteed to be free of defect for a period of one year, under the condition that the product has been installed and operated properly. All items proven defective within the one year period will be replaced by BRAH Electric. In the event that we cannot provide a direct replacement, your monies will be refunded in full. We are not responsible for any consequential losses or damages outside of the defective product as well as any replacements or repairs performed by another party without our written authorization from BRAH Electric.

REVISIONS				
ZONE	REV.	DESCRIPTION	DATE	APPROVED

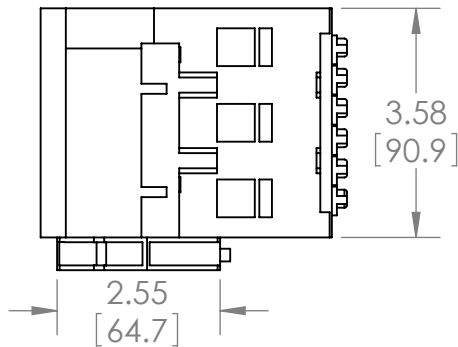


STOPS FOR ATTACHING FRONT MOUNTED ACCESSORIES

LOCATION OF FUNCTION MARKER

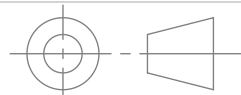


Ø0.24 [6.2]



WWW.BRAHELECTRIC.COM, 855-355-2724

*NOTE: BRAH ELECTRIC CONTACTOR BA95-30-11-83 IS AN AFTERMARKET DIRECT REPLACEMENT FOR A95-30-11-83, A-LINE SERIES. SUITABLE FOR USE WITH A-LINE SERIES MOTOR CONTROL SYSTEMS



PROPRIETARY AND CONFIDENTIAL

THE INFORMATION CONTAINED IN THIS DRAWING IS THE SOLE PROPERTY OF BRAH ELECTRIC. ANY REPRODUCTION IN PART OR AS A WHOLE WITHOUT THE WRITTEN PERMISSION OF BRAH ELECTRIC IS PROHIBITED.

UNLESS OTHERWISE NOTED
ALL DIMENSIONS ARE IN INCHES
METRIC UNITS ARE DISPLAYED
BENEATH IN [MM.]

MATERIAL
MOLDED PLASTIC CASE

FINISH
N/A

DO NOT SCALE DRAWING



MAGNETIC CONTACTOR

SIZE A	DWG. NO. BA 95-30-11-83	REV. A
SCALE: 1:3	WEIGHT: 3.2 LBS	SHEET 1 OF 1