



CONTACT US @ 855-355-2724  
 E-Mail: [Sales@brahelectric.com](mailto:Sales@brahelectric.com)  
[www.Brahelectric.com](http://www.Brahelectric.com)

## PRODUCT DATA SHEET

### **PART NUMBER- BARP040**

BARP040, Is designed to reduce the max amperage of the circuit breaker down to 40% of its max rated value. Type BARP rating plugs are suitable for all Square D molded case circuit breaker frames equipped with MicroLogic Series 3B solid state electronic trip units. The BARP is a direct substitute rating plug for Square D OEM Part # ARP040

Breaker Frame Types Include: breaker frame types: LX, LXP, LXL, LXF, LE, LEP, LEL, LEF, MX, MXP, MXL, MXF, ME, MEP, MEL, MEF, NX, NXL, NXP, NXF, NE, NEL, NEP, NEF, PX, PXF, PXL, PXP, PE, PEL, PEP, PEF, SED, SEHD, SEF, SEHF.



Rating Plugs

Picture is for reference only,  
 Actual Kit may vary slightly

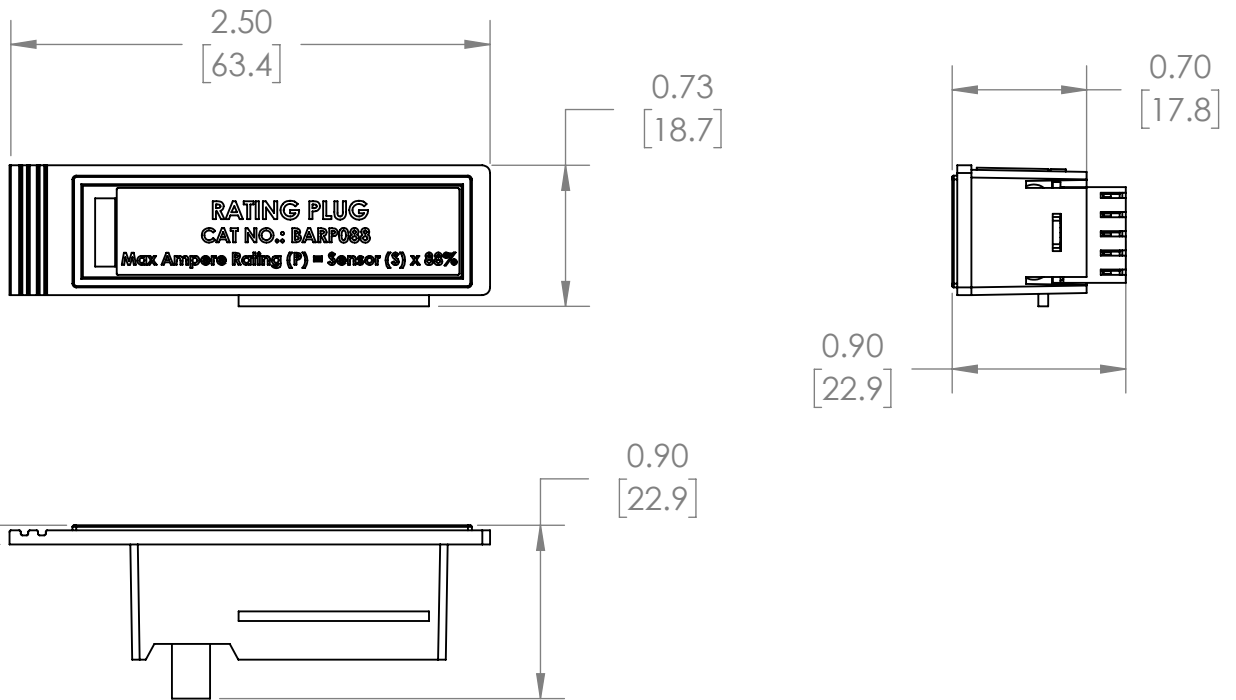
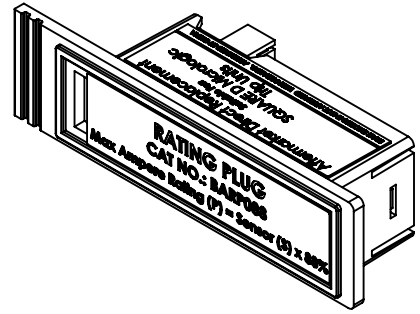
### **PRODUCT SPECIFICATIONS**

Manufacturer	BRAH Electric
Sub-Category	Rating Plugs
Family	Micrologic
Type	ARP
Type For	LX, LXP, LXL, LXF, LE, LEP, LEL, LEF, MX, MXP, MXL, MXF, ME, MEP, MEL, MEF, NX, NXL, NXP, NXF, NE, NEL, NEP, NEF, PX, PXF, PXL, PXP, PE, PEL, PEP, PEF, SED, SEHD, SEF, SEHF
OEM Manufacturer	Square D
Amperage Min	100
Amperage Max	4000
Trip Type	Micrologic

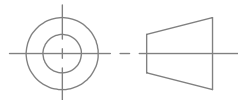
**Warranty:** All Products sold by BRAH Electric are guaranteed to be free of defect for a period of two years, under the condition that the product has been installed and operated properly. All items proven defective within the one year period will be replaced by BRAH Electric. In the event that we cannot provide a direct replacement, your monies will be refunded in full. We are not responsible for any consequential losses or damages outside of the defective product as well as any replacements or repairs performed by another party without our written authorization from BRAH Electric.

REVISIONS

ZONE	REV.	DESCRIPTION	DATE	APPROVED
------	------	-------------	------	----------



[WWW.BRAHELECTRIC.COM](http://WWW.BRAHELECTRIC.COM), 855-355-2724



THIRD ANGLE PROJECTION

**PROPRIETARY AND CONFIDENTIAL**

THE INFORMATION CONTAINED IN THIS DRAWING IS THE SOLE PROPERTY OF BRAH ELECTRIC. ANY REPRODUCTION IN PART OR AS A WHOLE WITHOUT THE WRITTEN PERMISSION OF BRAH ELECTRIC IS PROHIBITED.

UNLESS OTHERWISE NOTED  
ALL DIMENSIONS ARE IN INCHES  
METRIC UNITS ARE DISPLAYED  
BENEATH IN [ MM. ]

MATERIAL

FINISH

DO NOT SCALE DRAWING



**RATING PLUGS**

SIZE <b>A</b>	DWG. NO. <b>BARP040</b>	REV. <b>A</b>
SCALE: 2:1	WEIGHT: 3.2 LBS	SHEET 1 OF 1