



CONTACT US @ 855-355-2724

E-Mail: [Sales@brahelectric.com](mailto:Sales@brahelectric.com)

[www.Brahelectric.com](http://www.Brahelectric.com)

## PRODUCT DATA SHEET

---



### RATING PLUGS

Picture is for reference only,  
Actual Kit may vary slightly

### **PART NUMBER- BE-08SB600:**

BE-08SB600, BRAH Electric, SB Series, type 08SB, substitute fixed rating plug element, rated for 600A, suitable for use with 800A – SBA, SBH, SBS insulated case circuit breaker frame types, for use with SB-EC, TL solid state electronic trip units, direct substitute rating plug for Siemens OEM 08SB600.

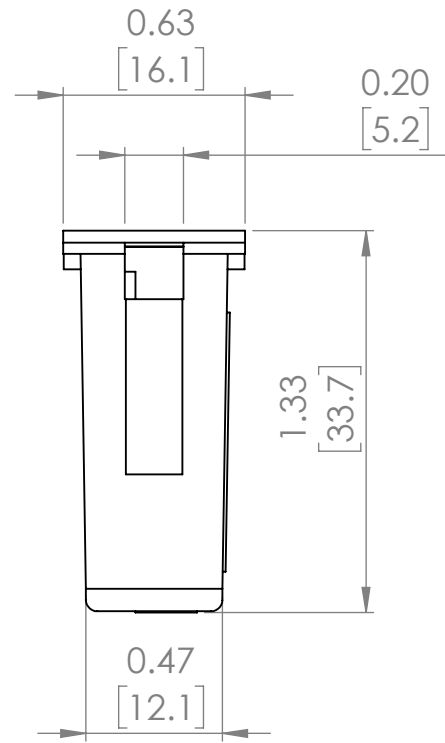
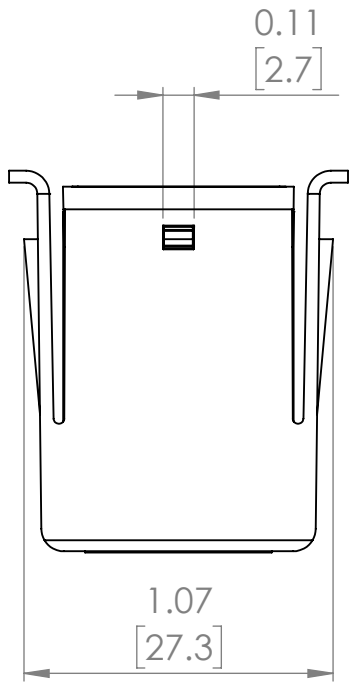
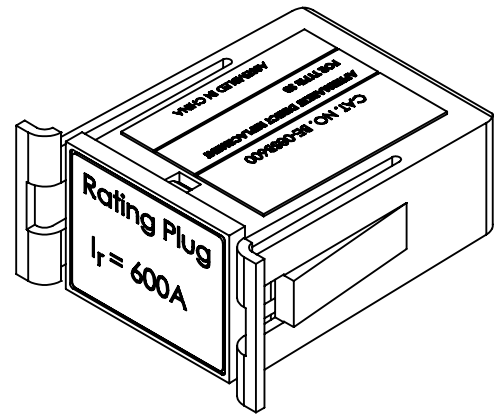
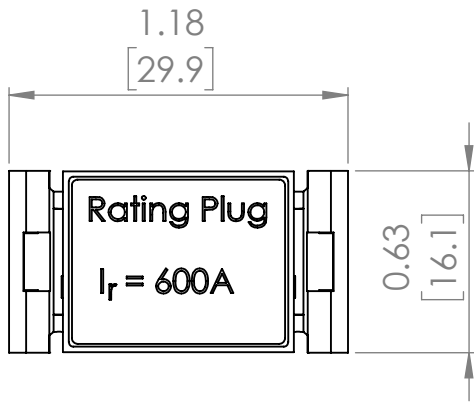
## **PRODUCT SPECIFICATIONS**

Manufacturer	BRAH Electric
Sub-Category	Rating Plugs
Family	SB Series
Type	08SB
Type For	SBA, SBH, SBS
OEM Manufacturer	Siemens
OEM Part Number	08SB600
Amperage Min	600
Amperage Max	600
Trip type	SB-EC, TL

**Warranty:** All Products sold by BRAH Electric are guaranteed to be free of defect for a period of two years, under the condition that the product has been installed and operated properly. All items proven defective within the one year period will be replaced by BRAH Electric. In the event that we cannot provide a direct replacement, your monies will be refunded in full. We are not responsible for any consequential losses or damages outside of the defective product as well as any replacements or repairs performed by another party without our written authorization from BRAH Electric.

# PRODUCT DIMENSIONS

REVISIONS				
ZONE	REV.	DESCRIPTION	DATE	APPROVED



NOTE: BRAH ELECTRIC COILS ARE A DIRECT REPLACEMENT FOR SIEMENS SB SERIES, 600 AMP RATING PLUG, TYPE 08SB, SUITABLE FOR SIEMENS SB SERIES 800 AMP INSULATED FRAME TYPES SBA, SBH, SBS EQUIPPED WITH SB-EC or TL SERIES SOLID STATE ELECTRONIC TRIP UNITS.

[WWW.BRAHELECTRIC.COM](http://WWW.BRAHELECTRIC.COM), 855-355-2724

<p>THIRD ANGLE PROJECTION</p>	<p>UNLESS OTHERWISE NOTED</p> <p>ALL DIMENSIONS ARE IN INCHES METRIC UNITS ARE DISPLAYED BENEATH IN [ MM. ]</p>	
	<p><b>PROPRIETARY AND CONFIDENTIAL</b></p> <p>THE INFORMATION CONTAINED IN THIS DRAWING IS THE SOLE PROPERTY OF BRAH ELECTRIC. ANY REPRODUCTION IN PART OR AS A WHOLE WITHOUT THE WRITTEN PERMISSION OF BRAH ELECTRIC IS PROHIBITED.</p>	
<p>MATERIAL</p>	<p>SCALE: 2:1</p>	<p>SIZE <b>A</b> DWG. NO. <b>BE-08SB600</b></p>
<p>FINISH</p>	<p>DO NOT SCALE DRAWING</p>	<p>REVISION <b>A</b></p>
		<p>WEIGHT:</p>
		<p>SHEET 1 OF 1</p>