



CONTACT US @ 855-355-2724

E-Mail: Sales@brahelectric.com

www.Brahelectric.com

PRODUCT DATA SHEET



RATING PLUGS

Picture is for reference only,
Actual Kit may vary slightly

PART NUMBER- BE-50SB3200:

BE-50SB3200, BRAH Electric, SB Series, type 50SB, substitute fixed rating plug element, rated for 3200A, suitable for use with 5000A – SBA, SBH, SBS insulated case circuit breaker frame types, for use with SB-EC, TL solid state electronic trip units, direct substitute rating plug for Siemens OEM 50SB3200.

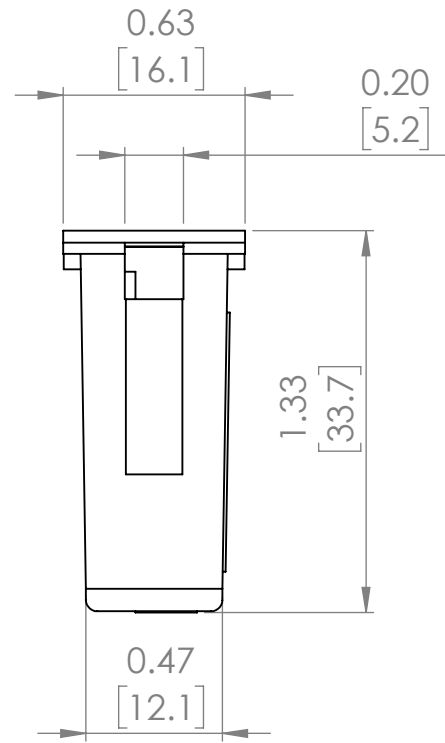
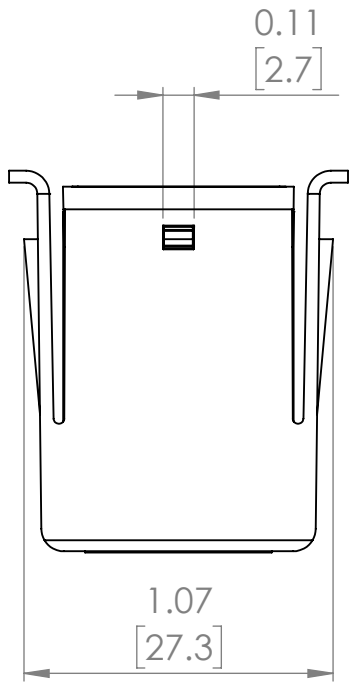
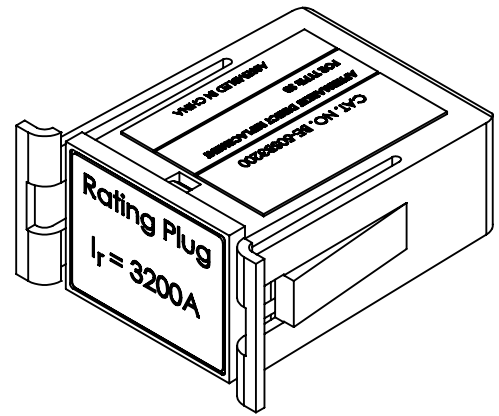
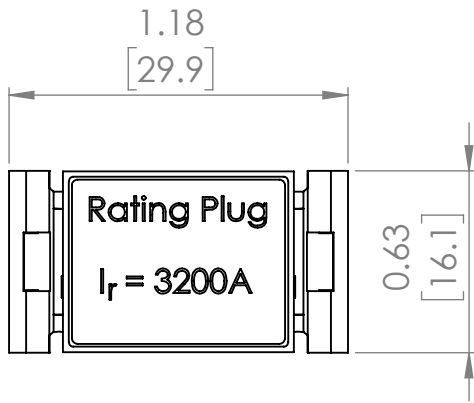
PRODUCT SPECIFICATIONS

Manufacturer	BRAH Electric
Sub-Category	Rating Plugs
Family	SB Series
Type	50SB
Type For	SBA, SBH, SBS
OEM Manufacturer	Siemens
OEM Part Number	50SB3200
Amperage Min	3200
Amperage Max	3200
Trip type	SB-EC, TL

Warranty: All Products sold by BRAH Electric are guaranteed to be free of defect for a period of two years, under the condition that the product has been installed and operated properly. All items proven defective within the one year period will be replaced by BRAH Electric. In the event that we cannot provide a direct replacement, your monies will be refunded in full. We are not responsible for any consequential losses or damages outside of the defective product as well as any replacements or repairs performed by another party without our written authorization from BRAH Electric.

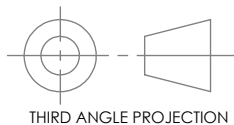
PRODUCT DIMENSIONS

REVISIONS				
ZONE	REV.	DESCRIPTION	DATE	APPROVED



NOTE: BRAH ELECTRIC COILS ARE A DIRECT REPLACEMENT FOR SIEMENS SB SERIES, 3200 AMP RATING PLUG, TYPE 50SB, SUITABLE FOR SIEMENS SB SERIES 5000 AMP INSULATED FRAME TYPES SBA, SBH, SBS EQUIPPED WITH SB-EC or TL SERIES SOLID STATE ELECTRONIC TRIP UNITS.

WWW.BRAHELECTRIC.COM, 855-355-2724



PROPRIETARY AND CONFIDENTIAL

THE INFORMATION CONTAINED IN THIS DRAWING IS THE SOLE PROPERTY OF BRAH ELECTRIC. ANY REPRODUCTION IN PART OR AS A WHOLE WITHOUT THE WRITTEN PERMISSION OF BRAH ELECTRIC IS PROHIBITED.

UNLESS OTHERWISE NOTED
ALL DIMENSIONS ARE IN INCHES
METRIC UNITS ARE DISPLAYED
BENEATH IN [MM.]

MATERIAL
FINISH
DO NOT SCALE DRAWING



RATING PLUGS

SIZE A	DWG. NO. BE-50SB3200	REV. A
SCALE: 2:1	WEIGHT:	SHEET 1 OF 1