



CONTACT US @ 855-355-2724

E-Mail: [Sales@brahelectric.com](mailto:Sales@brahelectric.com)

[www.Brahelectric.com](http://www.Brahelectric.com)

## PRODUCT DATA SHEET

---



Rating Plugs

Picture is for reference only,  
Actual Kit may vary slightly

### **PART NUMBER- BE-TR30B2000**

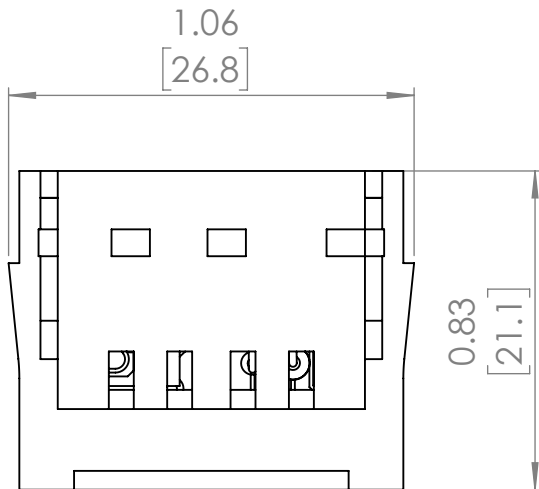
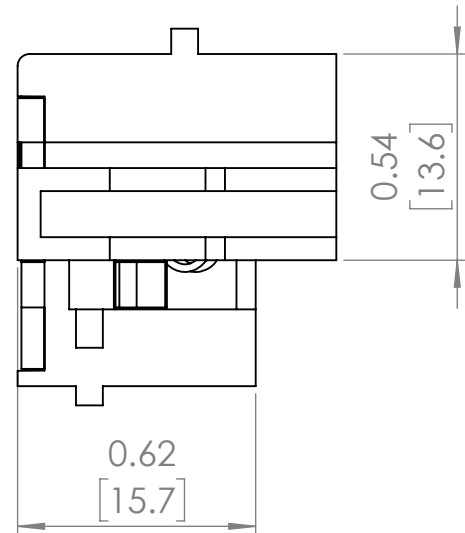
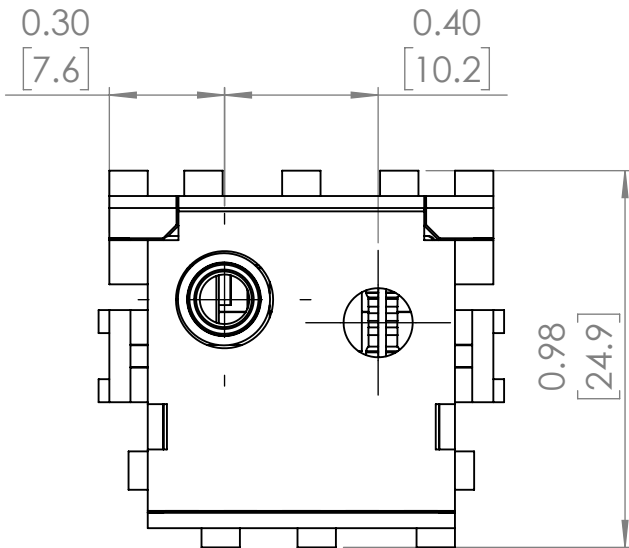
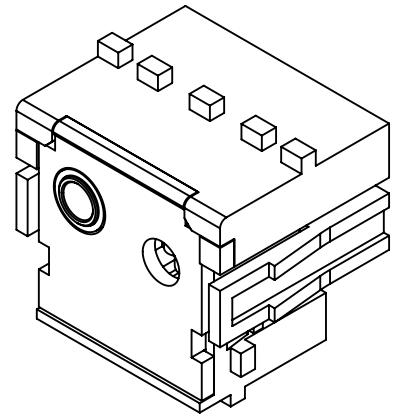
BE-TR30B2000, BRAH Electrical, Power Breaker II, type TR30, interchangeable rating plug, 2000A, to be Used with the 3000A Micro versa Trip Plus, Micro versa trip PM Programmer trip device, within PBII- SSD, SHD, SSF, SHF Circuit breaker frame types.

### **PRODUCT SPECIFICATIONS**

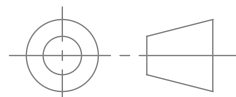
Manufacturer	BRAH Electric
Sub-Category	Rating Plugs
Family	Power Break II
Type	TR30
Type For	SSD, SHD, SSF, SHF
OEM Manufacturer	General Electric
Amperage Min	2000
Amperage Max	2000
Trip Type	Micro Versa Trip Plus, Micro Versa Trip PM

**Warranty:** All Products sold by BRAH Electric are guaranteed to be free of defect for a period of two years, under the condition that the product has been installed and operated properly. All items proven defective within the one year period will be replaced by BRAH Electric. In the event that we cannot provide a direct replacement, your monies will be refunded in full. We are not responsible for any consequential losses or damages outside of the defective product as well as any replacements or repairs performed by another party without our written authorization from BRAH Electric.

REVISIONS				
ZONE	REV.	DESCRIPTION	DATE	APPROVED



[WWW.BRAHELECTRIC.COM](http://WWW.BRAHELECTRIC.COM), 855-355-2724



THIRD ANGLE PROJECTION

**PROPRIETARY AND CONFIDENTIAL**

THE INFORMATION CONTAINED IN THIS DRAWING IS THE SOLE PROPERTY OF BRAH ELECTRIC. ANY REPRODUCTION IN PART OR AS A WHOLE WITHOUT THE WRITTEN PERMISSION OF BRAH ELECTRIC IS PROHIBITED.

UNLESS OTHERWISE NOTED  
ALL DIMENSIONS ARE IN INCHES  
METRIC UNITS ARE DISPLAYED  
BENEATH IN [ MM. ]

MATERIAL

FINISH

DO NOT SCALE DRAWING



**RATING PLUGS**

SIZE **A** DWG. NO.

**BE-TR30B2000**

REV. **A**

SCALE:2:1

WEIGHT: 3.2 LBS

SHEET 1 OF 1