



CONTACT US @ 855-355-2724

E-Mail: Sales@brahelectric.com

www.Brahelectric.com

PRODUCT DATA SHEET



Contactors

Picture is for reference only,
Actual Kit may vary slightly

Contactor voltage selection chart BLC1D115-XX

BLC1D115	110/120VAC
BLC1D115B6	24VAC
BLC1D115G6	110/120VAC
BLC1D115Q5	24VAC
BLC1D115T6	480VAC
BLC1D115U6	240VAC

PART NUMBER-BLC1D115:

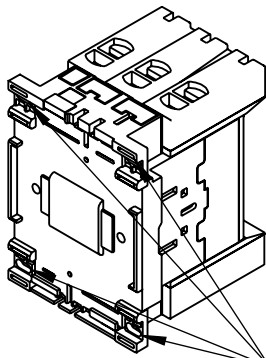
BRAH Electric, Direct replacement aftermarket conversion kit for Telemecanique 250amp, 600volt, 3 pole, complete with 110/120VAC control coil, suitable for use with Telemecanique TeSys D type LC1D, direct substitute contactor for Telemecanique OEM LC1D115

PRODUCT SPECIFICATIONS

Manufacturer	BRAH Electric
Sub-Category	Contactor
Family	TeSys D
Type	LC1D, BLC1D
Coil Voltage Min	110
Coil Voltage Max	120
Voltage	600
Amperage	250
Poles	3
Phase	3

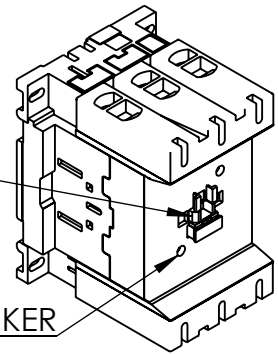
Warranty: All Products sold by BRAH Electric are guaranteed to be free of defect for a period of two years, under the condition that the product has been installed and operated properly. All items proven defective within the one year period will be replaced by BRAH Electric. In the event that we cannot provide a direct replacement, your monies will be refunded in full. We are not responsible for any consequential losses or damages outside of the defective product as well as any replacements or repairs performed by another party without our written authorization from BRAH Electric.

REVISIONS				
ZONE	REV.	DESCRIPTION	DATE	APPROVED

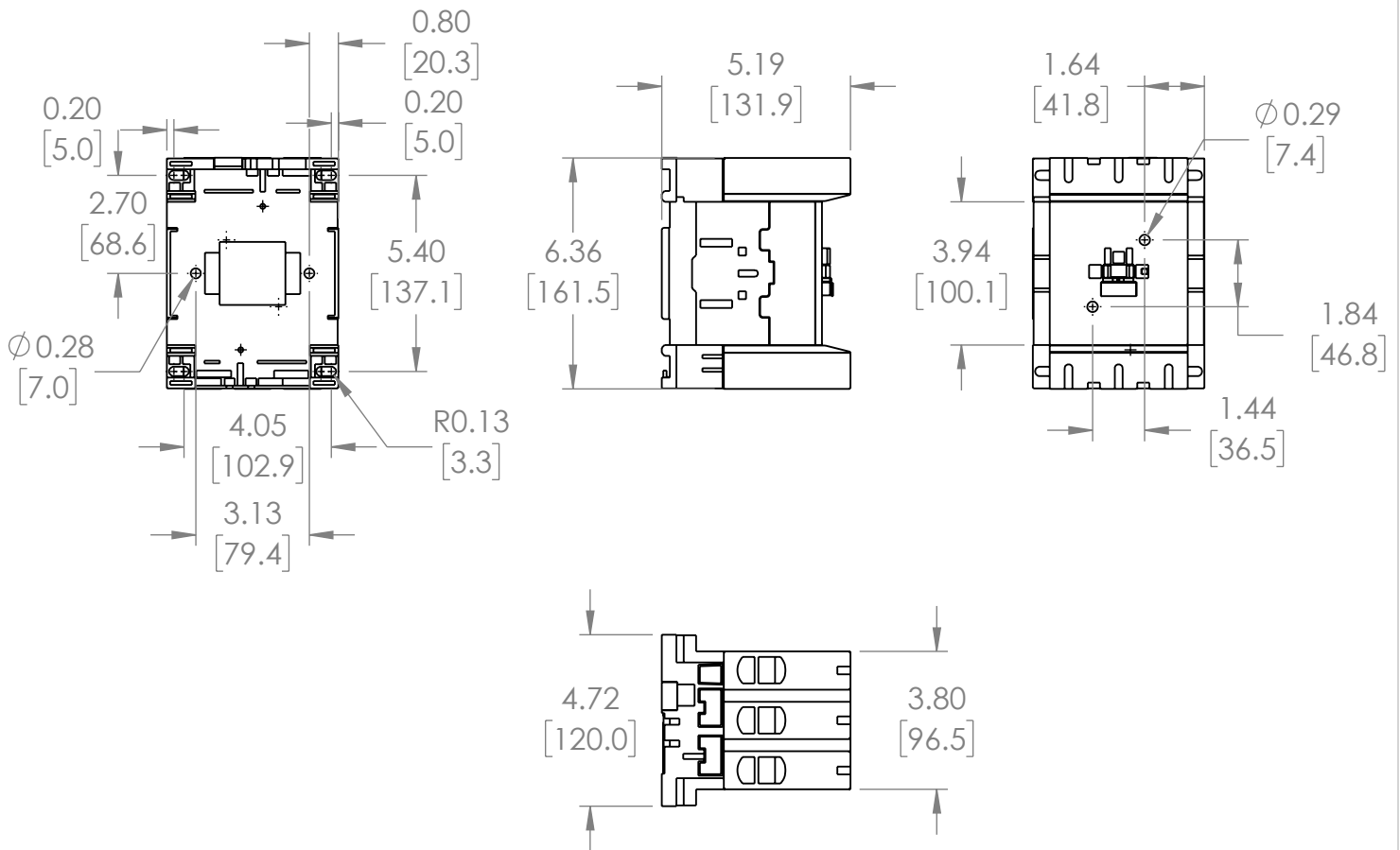


MOUNTING HOLES

STOPS FOR ATTACHING FRONT MOUNTED ACCESSORIES



LOCATION OF FUNCTION MARKER



*NOTE: BRAH ELECTRIC CONTACTOR BLC1D115 IS AN AFTERMARKET DIRECT REPLACEMENT FOR LC1D115, SERIES. SUITABLE FOR USE WITH LC1-D SERIES MOTOR CONTROL SYSTEMS.

THIRD ANGLE PROJECTION

PROPRIETARY AND CONFIDENTIAL

THE INFORMATION CONTAINED IN THIS DRAWING IS THE SOLE PROPERTY OF BRAH ELECTRIC. ANY REPRODUCTION IN PART OR AS A WHOLE WITHOUT THE WRITTEN PERMISSION OF BRAH ELECTRIC IS PROHIBITED.

UNLESS OTHERWISE NOTED
ALL DIMENSIONS ARE IN INCHES
METRIC UNITS ARE DISPLAYED
BENEATH IN [MM.]

MATERIAL	MOLDED PLASTIC CASE
FINISH	N/A
DO NOT SCALE DRAWING	



MAGNETIC CONTACTOR

SIZE	DWG. NO.	BLC1D115	REV.	A
SCALE: 1:5	WEIGHT: 3.2 LBS	SHEET 1 OF 1		