




CONTACT US @ 855-355-2724

E-Mail: Sales@brahelectric.com

www.Brahelectric.com

PRODUCT DATA SHEET



CONTACT KITS

Picture is for reference only,
Actual Kit may vary slightly

PART NUMBER- PB1NSMLI:

BRAH Electric direct replacement Parts & Accessories. Laser etched nameplate, aluminum finish, customized designed for newer style General Electric Power Break I, manually operated, large frame inverted configuration insulated case circuit breakers rated 2500 amp - 4000 amp, direct substitute replacement for GE OEM Power Break I product label.

PRODUCT SPECIFICATIONS

Manufacturer	BRAH Electric
Sub-Category	Circuit Breakers
Family	Power Break I
Type	PB1
Type For	Newer Style , Large Frame
Group	Face Plates
OEM Manufacturer	General Electric
Amperage Min	2500
Amperage Max	4000

Warranty: All Products sold by BRAH Electric are guaranteed to be free of defect for a period of two years, under the condition that the product has been installed and operated properly. All items proven defective within the one year period will be replaced by BRAH Electric. In the event that we cannot provide a direct replacement, your monies will be refunded in full. We are not responsible for any consequential losses or damages outside of the defective product as well as any replacements or repairs performed by another party without our written authorization from BRAH Electric.

8 7 6 5 4 3 2 1

NOTES: UNLESS OTHERWISE SPECIFIED

1. INTERPRET DIMENSIONS AND TOLERANCES PER ASME Y14.5M-1994
2. REMOVE ALL BURS AND BREAK SHARP EDGES .13 TO .38
3. ALL DIMENSIONS APPLY AFTER PLATING AND OTHER FINISHES
4. SHEET METAL PARTS HAVE A STANDARD TOLERANCE OF $\pm .25$ UNLESS OTHERWISE NOTED
5. THIS IS A REDUCE CONTENT DRAWING REFER TO THE STEP FILE PROVIDED FOR ANY DIMENSIONS NOT REFERENCED ON THIS DRAWING

REVISIONS				
ZONE	REV.	DESCRIPTION	DATE	APPROVED

D

D

C

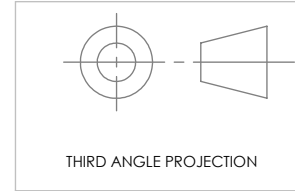
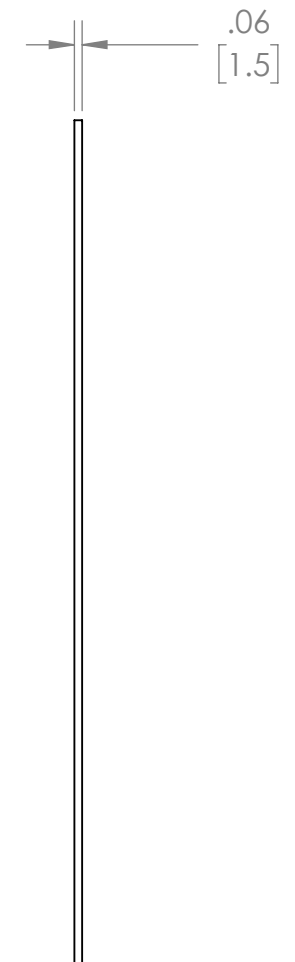
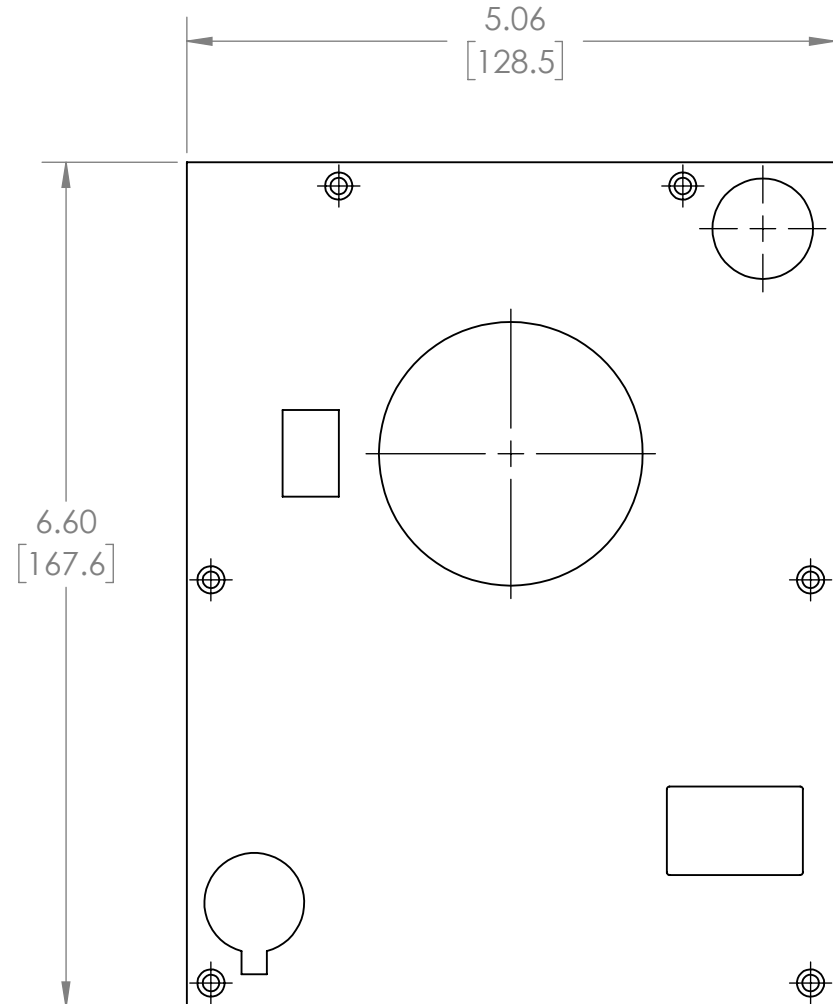
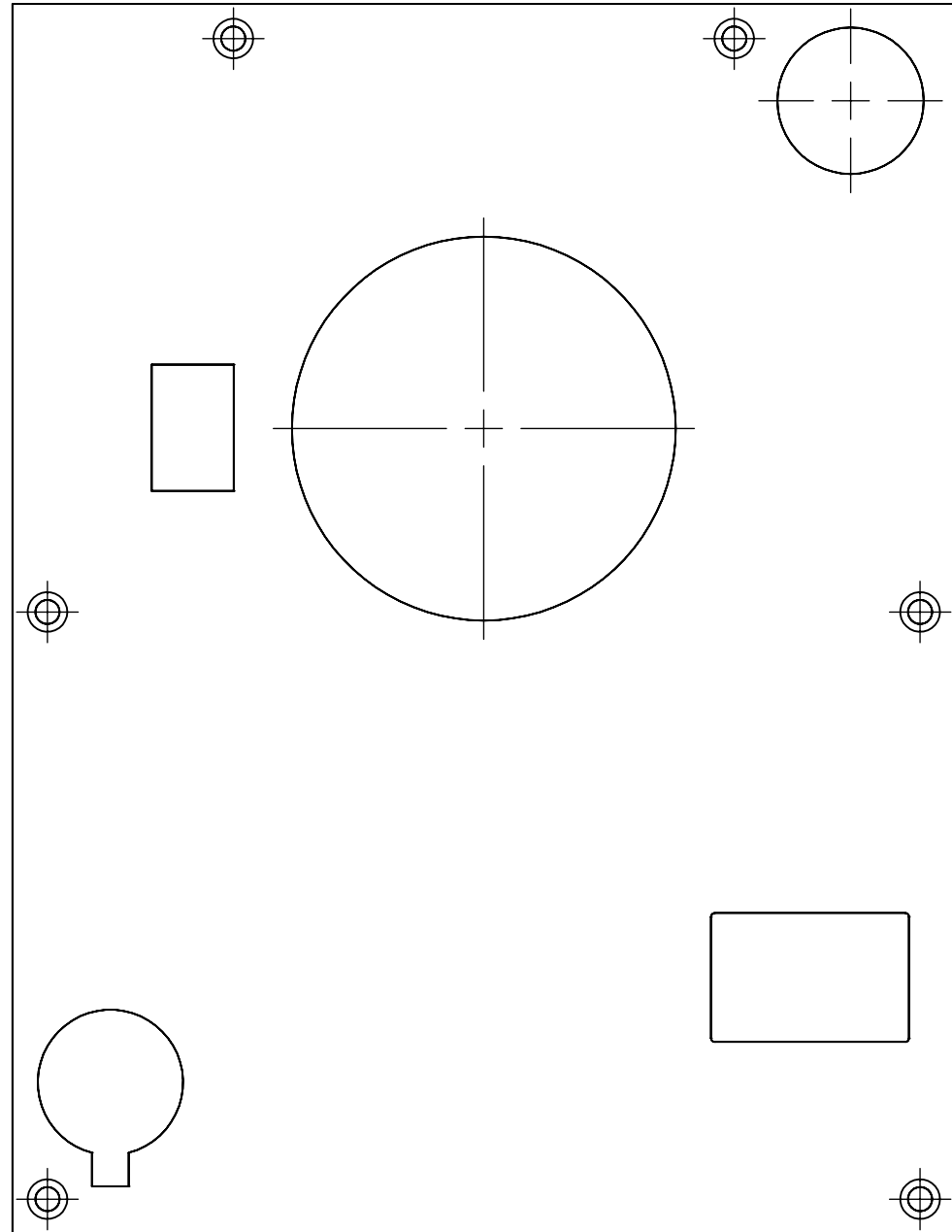
C

B

B

A

A



PROPRIETARY AND CONFIDENTIAL
 THE INFORMATION CONTAINED IN THIS DRAWING IS THE SOLE PROPERTY OF BRAH ELECTRIC, LLC. ANY REPRODUCTION IN PART OR AS A WHOLE WITHOUT THE WRITTEN PERMISSION OF BRAH ELECTRIC, LLC IS PROHIBITED.

UNLESS OTHERWISE SPECIFIED:
 DIMENSIONS ARE IN MM
 TOLERANCES:
 ANGULAR: MACH $\pm .5$ DEG.
 WHOLE NUMBER $\pm .5$
 ONE PLACE DECIMAL $\pm .25$
 TWO PLACE DECIMAL $\pm .13$

INTERPRET GEOMETRIC TOLERANCING PER: ASME Y14.5M-1994
 MATERIAL
Aluminum
 FINISH
White with Silkscreen
 DO NOT SCALE DRAWING

	NAME	DATE
DRAWN	G.GARCIA	10-15-13
CHECKED		
ENG APPR.		
MFG APPR.		
Q.A.		

COMMENTS:



TITLE:
Parts & Accessories

SIZE	DWG. NO.	REV
B	PB1NSMLI	A

SCALE: 1:2 WEIGHT: 0.06 SHEET 1 OF 1

8 7 6 5 4 3 2 1