



CONTACT US

855.355.2724

E-Mail: sales@brahelectric.com

[www.brahelectric.com](http://www.brahelectric.com)

## PRODUCT DATA SHEET



*BUS PLUGS*

*PART NO. BES3603W*



### **PART NUMBER – BES3603W**

BRAH Electric aftermarket 30 amp, 600 volt, 3 phase, 3 wire, fusible style bus plug, includes weather stripping for drip protection, type BES / BOS, UL Listed assembly, complete with UL Recognized internal switch and components, suitable for use with OEM Bulldog / ITE / Siemens BD Series industrial busway systems, accepts Class R, H and K fuse types, direct substitute, fit and function for ITE OEM type BOS Bus Plugs

### **PRODUCT SPECIFICATIONS**

Manufacturer	BRAH Electric
Sub-Category	Fusible
Type	BEL, SL
Wire	3
Voltage	600V
Amperage	30A
Suitable Fuse	H, K, R
A/C Rating	200 kA@480V
Phase	3

**Warranty:** All Products sold by BRAH Electric are guaranteed to be free of defect for a period of two years, under the condition that the product has been installed and operated properly. All items proven defective within the one year period will be replaced by BRAH Electric. In the event that we cannot provide a direct replacement, your monies will be refunded in full. We are not responsible for any consequential losses or damages outside of the defective product as well as any replacements or repairs performed by another party without our written authorization from BRAH Electric.

4

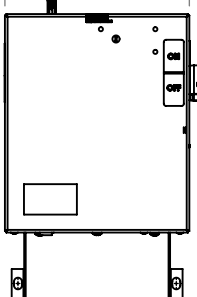
3

2

1

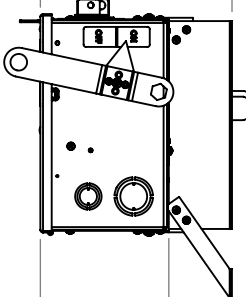
REVISIONS				
ZONE	REV.	DESCRIPTION	DATE	APPROVED

9.61  
[244.0]

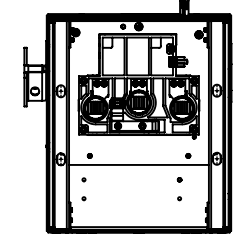


11.38  
[289.0]

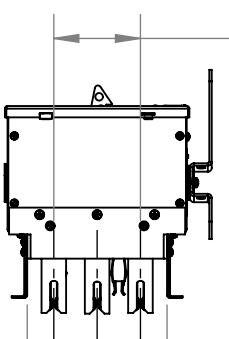
9.98  
[253.5]



6.69  
[169.9]

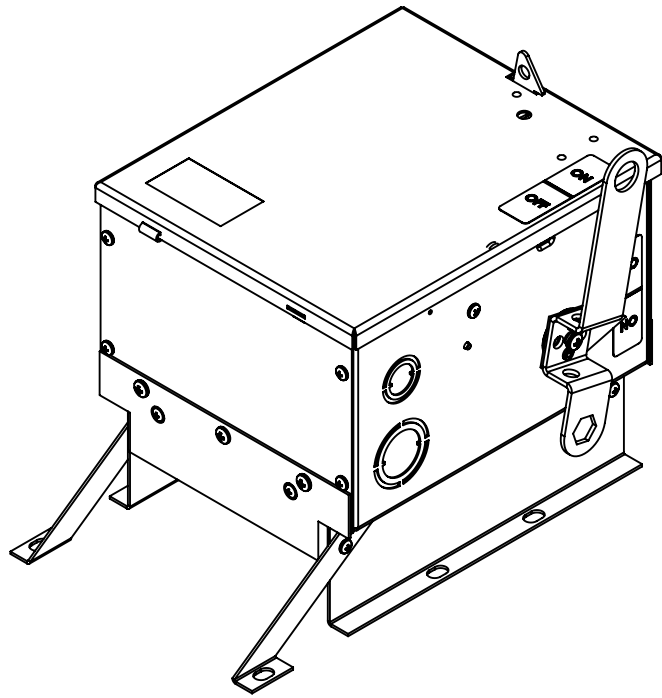


8.25  
[209.5]



4.51  
[114.6]

7.28  
[185.0]



[WWW.BRAHELECTRIC.COM](http://WWW.BRAHELECTRIC.COM), 855-355-2724

30A amp, 600V volt, 3 phase, 3 wire fusible style bus plug type BES / BOS, UL listed assembly, complete with UL recognized internal switch and components.

<p>THIRD ANGLE PROJECTION</p>	<p>UNLESS OTHERWISE NOTED</p> <p>ALL DIMENSIONS ARE IN INCHES METRIC UNITS ARE DISPLAYED BENEATH IN [ MM. ]</p>	<p><b>BRAH</b> Electric Mfg.</p>
	<p>GENERAL TOLERANCE ASME Y14.5M-1994</p>	
<p><b>PROPRIETARY AND CONFIDENTIAL</b> THE INFORMATION CONTAINED IN THIS DRAWING IS THE SOLE PROPERTY OF BRAH ELECTRIC. ANY REPRODUCTION IN PART OR AS A WHOLE WITHOUT THE WRITTEN PERMISSION OF BRAH ELECTRIC IS PROHIBITED.</p>	<p>MATERIAL</p>	<p>SIZE DWG. NO. REV. <b>A</b> BES3603W <b>A</b></p>
	<p>FINISH</p>	
	<p>DRAWN MHENRY</p>	
<p>DO NOT SCALE DRAWING</p>	<p>DATE 4/15/2024</p>	<p>SCALE:1:10 WEIGHT: 3.2 LBS SHEET 1 OF 1</p>

4

3

2

1