



CONTACT US

855.355.2724

E-Mail: sales@brahelectric.com

www.brahelectric.com

PRODUCT DATA SHEET



PART NUMBER – MCCSTABS-WH-W-150A

MCCSTAB-WH-W-150A, type W, motor control part, mcc stab assemblies, rated for 150A 600VAC service, complete with cable connectors, suitable for use with type W MCC buckets and motor control centers complete with four wire flexible cable connectors with 30" leads

MCC PARTS

PART NO. MCCSTABS-WH-W-150A

PRODUCT SPECIFICATIONS

Manufacturer	BRAH Electric
Sub-Category	Stab Kits
Type	TYPE W
OEM Manufacturer	Westinghouse
Amperage Max	150A

Warranty: All Products sold by BRAH Electric are guaranteed to be free of defect for a period of two years, under the condition that the product has been installed and operated properly. All items proven defective within the one year period will be replaced by BRAH Electric. In the event that we cannot provide a direct replacement, your monies will be refunded in full. We are not responsible for any consequential losses or damages outside of the defective product as well as any replacements or repairs performed by another party without our written authorization from BRAH Electric.

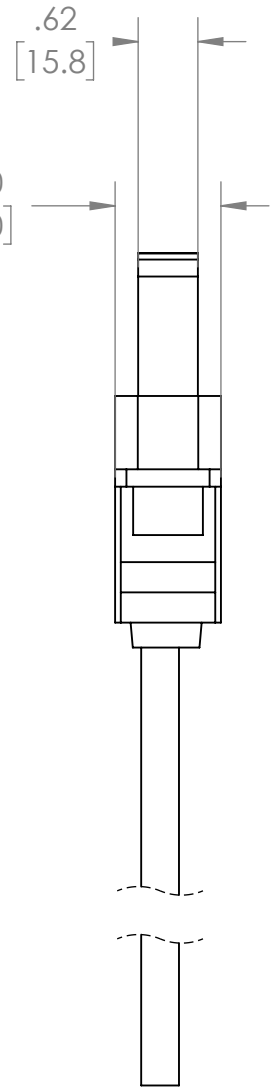
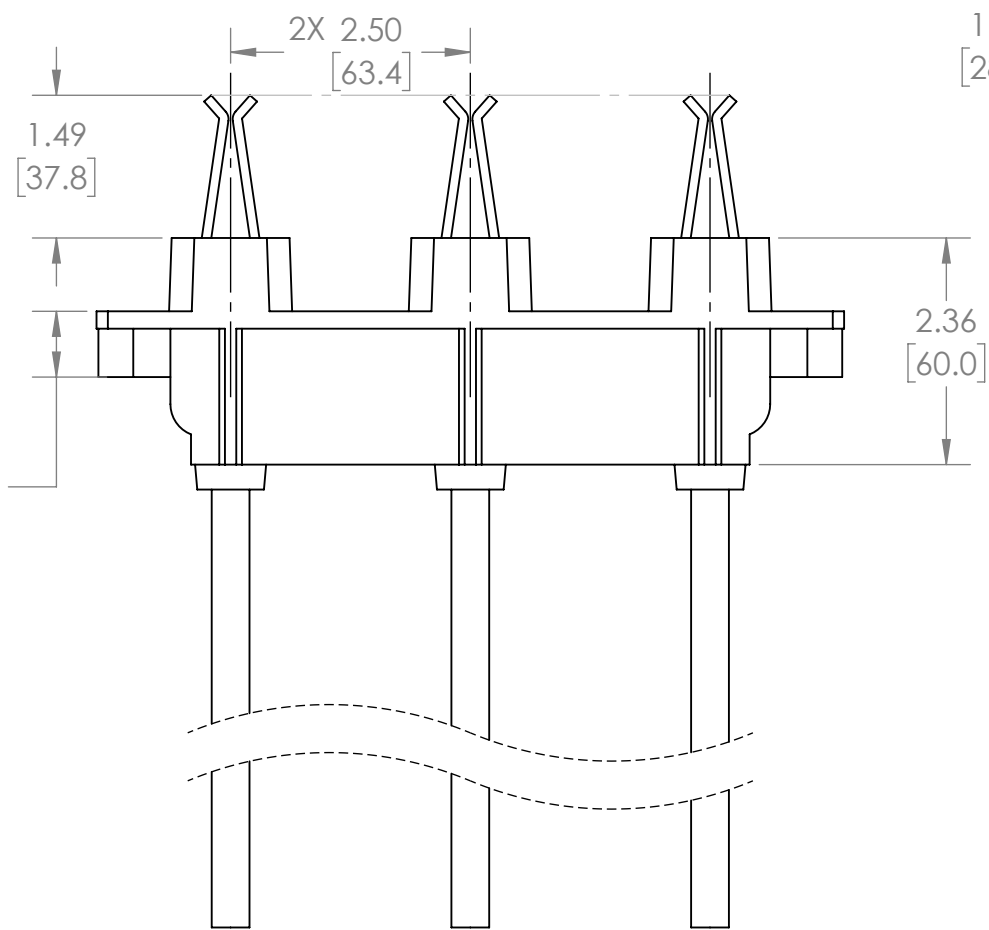
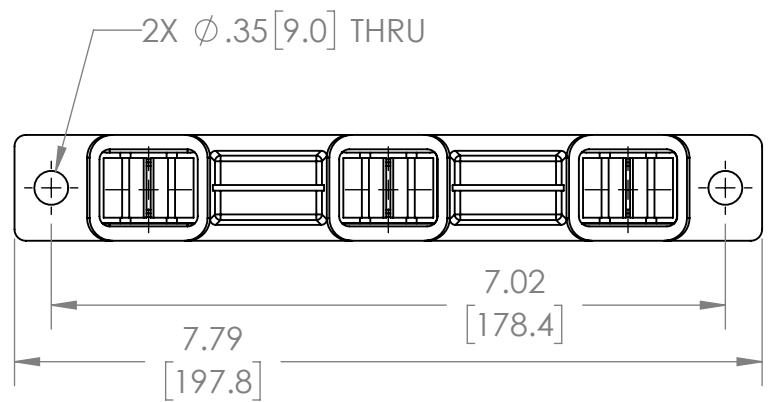
4

3

2

1

REVISIONS				
ZONE	REV.	DESCRIPTION	DATE	APPROVED



WWW.BRAHELECTRIC.COM, 855-355-2724

ASSEMBLY COMES COMPLETE WITH 4 AWG FLEXIBLE CABLES WITH 30" LEADS

<p>THIRD ANGLE PROJECTION</p>	<p>TOLERANCES</p> <p>ANGULAR</p> <p>X: ± 1.0°</p> <p>X.X: ± 0.5°</p> <p>LINEAR</p> <p>X: ± .1 [2.50]</p> <p>X.X: ± .05 [1.25]</p> <p>X.XX: ± .005 [0.125]</p>	<p>UNLESS OTHERWISE NOTED</p> <p>ALL DIMENSIONS ARE IN INCHES</p> <p>METRIC UNITS ARE DISPLAYED BENEATH IN [MM.]</p>	
	<p>GENERAL TOLERANCE</p> <p>ASME Y14.5M-1994</p>	<p>MATERIAL</p> <p>N/A</p>	
<p>PROPRIETARY AND CONFIDENTIAL</p> <p>THE INFORMATION CONTAINED IN THIS DRAWING IS THE SOLE PROPERTY OF BRAH ELECTRIC. ANY REPRODUCTION IN PART OR AS A WHOLE WITHOUT THE WRITTEN PERMISSION OF BRAH ELECTRIC IS PROHIBITED.</p>	<p>FINISH</p> <p>N/A</p>	<p>MCCSTAB ASSEMBLY, 150A</p>	<p>SIZE A DWG. NO. MCCSTAB-WH-W-150A REV. A</p>
	<p>DRAWN BY</p> <p>MHENRY</p>	<p>DATE</p> <p>5/20/2024</p>	
	<p>DO NOT SCALE DRAWING</p>	<p>SCALE:1:2</p>	

4

3

2

1