



CONTACT US

855.355.2724

E-Mail: sales@brahelectric.com

www.brahelectric.com

PRODUCT DATA SHEET



PART NUMBER – BE-SRPE60A60

BE-SRPE60A60, 60A rating plug, type SRPE for use with 60A CT sensor rating. Direct substitute for General Electric Spectra Series interchangeable rating plug element SRPE60A60. Suitable for use with Spectra RMS trip devices. Compatible with SEDA, SEHA, SELA, SEPA circuit breaker frame types.

RATING PLUGS

PART NO. BE-SRPE60A60

RATING PLUG INST. ADJUST RANGE

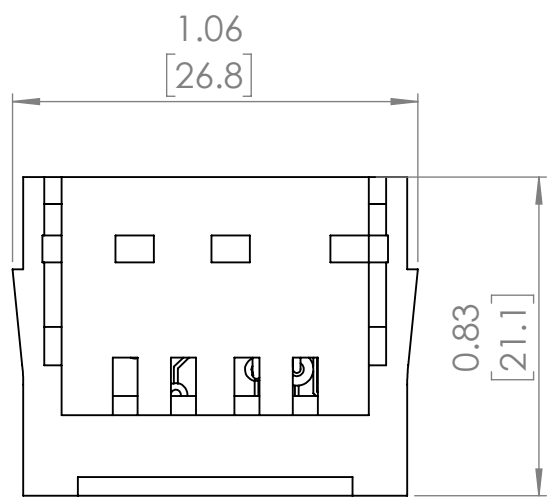
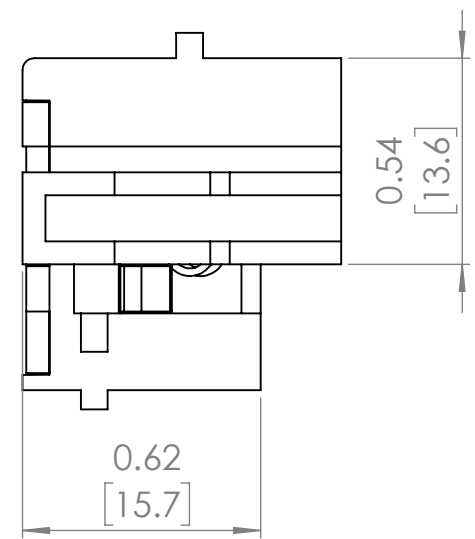
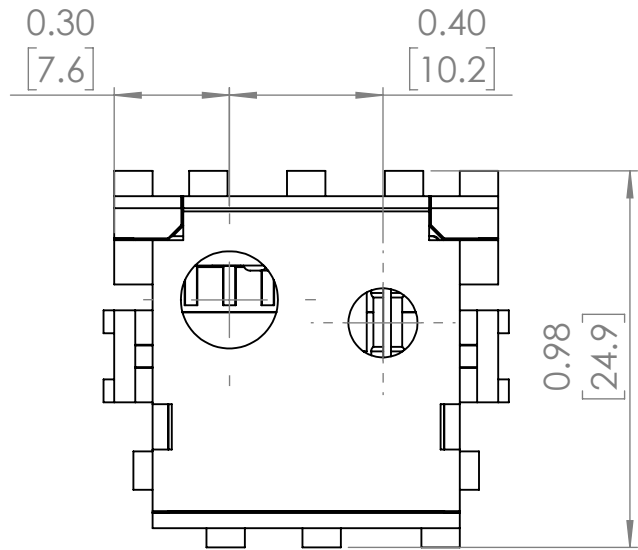
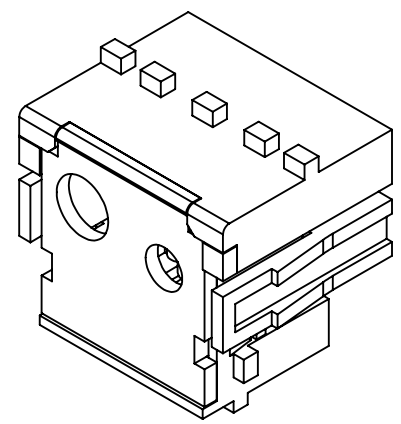
LOW – 173A	404A
224A	604A
284A	HI – 777A
355A	

PRODUCT SPECIFICATIONS

Manufacturer	BRAH Electric
Sub-Category	Rating Plugs
Family	Spectra Series
Type	SRPE
For Frame Size	SEDA, SEHA, SELA, SEPA
OEM Manufacturer	General Electric
OEM Part No.	SRPE60A60
Amperage Max	60
Trip Type	Spectra RMS
SAmp	60
PAmp	60

Warranty: All Products sold by BRAH Electric are guaranteed to be free of defect for a period of two years, under the condition that the product has been installed and operated properly. All items proven defective within the one year period will be replaced by BRAH Electric. In the event that we cannot provide a direct replacement, your monies will be refunded in full. We are not responsible for any consequential losses or damages outside of the defective product as well as any replacements or repairs performed by another party without our written authorization from BRAH Electric.

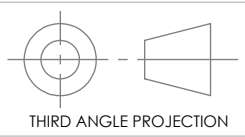
REVISIONS				
ZONE	REV.	DESCRIPTION	DATE	APPROVED



WWW.BRAHELECTRIC.COM, 855-355-2724

Drawing diagrams are for reference only.

Actual Kit may vary slightly



PROPRIETARY AND CONFIDENTIAL
 THE INFORMATION CONTAINED IN THIS DRAWING IS THE SOLE PROPERTY OF BRAH ELECTRIC. ANY REPRODUCTION IN PART OR AS A WHOLE WITHOUT THE WRITTEN PERMISSION OF BRAH ELECTRIC IS PROHIBITED.

UNLESS OTHERWISE NOTED
 ALL DIMENSIONS ARE IN INCHES
 METRIC UNITS ARE DISPLAYED
 BENEATH IN [MM.]

MATERIAL
FINISH
DO NOT SCALE DRAWING



RATING PLUGS

SIZE A	DWG. NO.	BE-SRPE60A60	REV. A
SCALE: 2:1	WEIGHT: 3.2 LBS	SHEET 1 OF 1	