



CONTACT US

855.355.2724

E-Mail: sales@brahelectric.com

[www.brahelectric.com](http://www.brahelectric.com)

## PRODUCT DATA SHEET



### PART NUMBER – BE-SRPK800A500

BE-SRPK800A500, 500A rating plug, type SRPK for use with 800A CT sensor rating. Direct substitute for General Electric Spectra Series interchangeable rating plug element SRPK800A500. Suitable for use with Spectra RMS trip devices. Compatible with SKDA, SKHA, SKLA, SKPA circuit breaker frame types.

#### RATING PLUGS

PART NO. BE-SRPK800A500

#### RATING PLUG INST. ADJUST RANGE

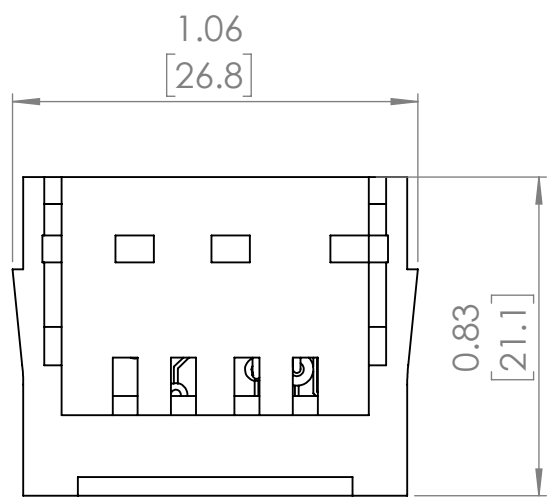
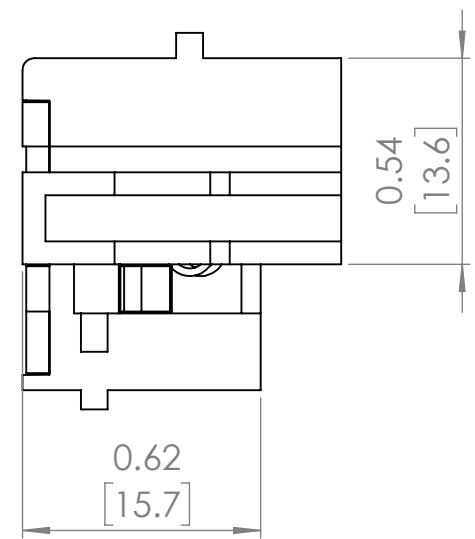
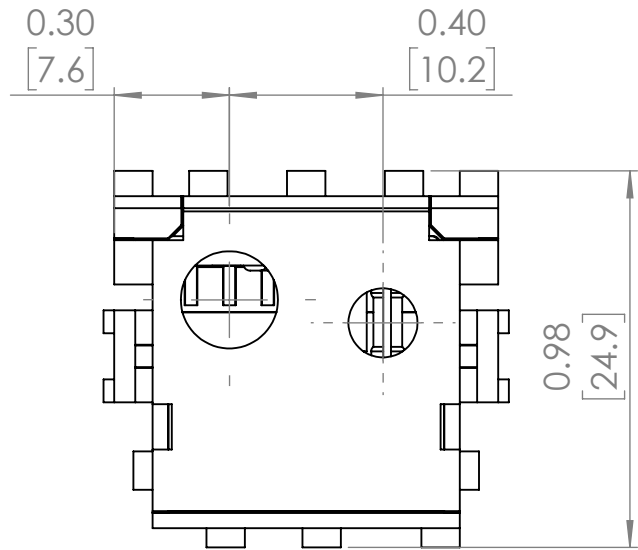
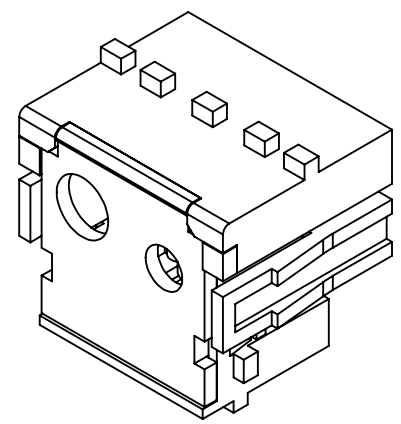
LOW – 1570A	2990A
1915A	3955A
2410A	HI – 5020A

#### PRODUCT SPECIFICATIONS

Manufacturer	BRAH Electric
Sub-Category	Rating Plugs
Family	Spectra Series
Type	SRPK
For Frame Size	SKDA, SKHA, SKLA, SKPA
OEM Manufacturer	General Electric
OEM Part No.	SRPK800A500
Amperage Max	500
Trip Type	Spectra RMS
SAmp	800
PAmp	500

**Warranty:** All Products sold by BRAH Electric are guaranteed to be free of defect for a period of two years, under the condition that the product has been installed and operated properly. All items proven defective within the one year period will be replaced by BRAH Electric. In the event that we cannot provide a direct replacement, your monies will be refunded in full. We are not responsible for any consequential losses or damages outside of the defective product as well as any replacements or repairs performed by another party without our written authorization from BRAH Electric.

REVISIONS				
ZONE	REV.	DESCRIPTION	DATE	APPROVED



[WWW.BRAHELECTRIC.COM](http://WWW.BRAHELECTRIC.COM), 855-355-2724

Drawing diagrams are for reference only.  
Actual Kit may vary slightly

 THIRD ANGLE PROJECTION	UNLESS OTHERWISE NOTED ALL DIMENSIONS ARE IN INCHES METRIC UNITS ARE DISPLAYED BENEATH IN [ MM. ]	 <b>RATING PLUGS</b>
	PROPRIETARY AND CONFIDENTIAL THE INFORMATION CONTAINED IN THIS DRAWING IS THE SOLE PROPERTY OF BRAH ELECTRIC. ANY REPRODUCTION IN PART OR AS A WHOLE WITHOUT THE WRITTEN PERMISSION OF BRAH ELECTRIC IS PROHIBITED.	
SIZE <b>A</b> DWG. NO. <b>BE-SRPK800A500</b> REV. <b>A</b>		SCALE: 2:1 WEIGHT: 3.2 LBS SHEET 1 OF 1