

Christina Table

The oval—an elemental form—receives an imaginative interpretation in the design of Christina tables. In addition to basic ovals, the line includes interlocking shapes created by notching a vertical edge on a slight angle. The result suggests a spiral while remaining true to the oval form. This versatility along with the range of heights and sizes offers many possibilities for interesting groupings.

Specifications

Side and coffee tables. Tapered oval, tapered oval with offset, or reverse tapered oval with offset tables. Tops with plain slice Maple or Walnut veneer, rift cut White Oak veneer, solid surface, or stone tops. Sides with plain slice Maple or Walnut veneer, or rift cut White Oak veneer. Grain runs vertical. Select coffee tables have recessed plinth base. Tables have nylon glides. Veneer with catalyzed lacquer finish in all Cumberland standard and custom finishes.














Offset Explained

Tables with offset will nestle together, and touch at the top of the offset. All tables will nestle with themselves except 3457 and 3458, which will have a gap between offset at top when same models are nestled together. All tables will nestle with other models. Reverse taper 3460 and 3461 were specifically created to nestle with 3457 and 3458.

Options – Specify:

- Top: Standard with veneer self-edge top. Also available with 3 grades of 1.25"-thick stone top, or 0.5"-thick solid surface top with an eased edge and matte finish.
- Wood: Maple is standard. White Oak and Walnut are optional, refer to upcharges below.
- Finishes: Standard in any MP- on Maple finish.
Add \$220 list per item for any WL- on Walnut, or WO- on White Oak finish.
Add \$360 list per item for any CWO- on Cerused White Oak finish.
Custom finishes are also available.
- Solid Surface: Standard in Glacier White, matte finish.
- Power: No power is standard. Power options available upon request.
Contact Cumberland Customer Service for more information.

				Maple Veneer	Solid Surface	Stone			Upcharge		
Tapered Oval	Description	Dimensions				S1	S2	S3	WL/WO	CWO	Wt
	3451 Side Table	18.5"w x 13.5"d Oval x 20.25"h		1588	2164	2300	2356	2420	220	360	75
	3452 Side Table	18.5"w x 13.5"d Oval x 23.25"h		1876	2207	2461	2515	2580	220	360	75
	3453 Coffee Table	25"w x 18.25"d Oval x 15.75"h		2630	3574	3784	4173	4562	220	360	95
Tapered Oval w/ Offset	Description	Dimensions		Maple Veneer	Solid Surface	Stone S1	S2	S3	Upcharge WL/WO	CWO	Wt
	3457 Side Table	18"w x 15.5"d Oval x 20.25"h		1809	2436	2637	2708	2954	220	360	90
	3458 Side Table	18.5"w x 15.5"d Oval x 23.25"h		1908	2536	2702	2771	3010	220	360	90
	3464 Side Table	25"w x 18.5"d Oval x 23.25"h		2879	3681	3897	4131	4699	220	360	95
	3462 Coffee Table	25"w x 18.5"d Oval x 15.75"h		2785	4088	4255	4500	5103	220	360	95
	3465 Coffee Tbl w/ Plinth	36"w x 27"d Oval x 15.75"h		3051	4185	4685	4968	5260	220	360	105
	3466 Coffee Tbl w/ Plinth	36"w x 35"d Oval x 15.75"h		3394	4394	5478	5906	6219	220	360	125
Reverse Tapered Oval w/ Offset	Description	Dimensions		Maple Veneer	Solid Surface	Stone S1	S2	S3	Upcharge WL/WO	CWO	Wt
	3460 Side Table	18"w x 15.5"d Oval x 20.25"h		1809	2436	2637	2708	2954	220	360	90
	3461 Side Table	18.5"d x 15.5"d Oval x 23.25"h		1908	2536	2702	2771	3010	220	360	90

Pricing: 11/01/2023