

# Lloyd Lounge

The Lloyd Lounge Chair pairs a modern club profile with a sculpted back and stainless steel base. Generous proportions are visually lightened by the open base. Designed for comfort and clarity of form across workplace and hospitality environments.






### Specifications

Lounge chair. Stainless steel base with nylon glides. Upholstered seat and back with rigid polyurethane core and 5.5" thick multi-density polyurethane foam seat.

### Options – Specify:

Upholstery: COM/COL, Graded Fabric, and Elmo Leather program  
 Contrast: For seat only in UPHOL1, and remainder of chair in UPHOL2, add \$150 list per item. The seat requires 2.5 yards of fabric or 45 sq ft of leather each and the back requires 3.5 yards of fabric or 63 sq ft of leather each.

Base: Standard in PSS-Polished or SSS-Satin Stainless Steel.  
 Add \$375 list per item for STB-Statuary Bronze, or Powdercoat colors WHT-White, SLV-Silver, DKB-Dark Bronze, or BLK-Black.  
 Add \$1125 list per item for PBR-Polished Brass.

Model	Description	Dimensions	YDS	SF	COM	COL	Fabric Grades				Leather	
							1	2	3	4	1	2
1061	Lounge Chair	33"W x 30"D x 30.75"H	5	90	3850	4312	4388	4628	4869	5202	6290	7312
			Seat Height				Arm Height				Inside Seat Depth	
		17.5"	30.75"		21"		27"		85		Weight	

**Pricing: 03/01/2026**