ROBINET DE DOUCHE
SHOWER FAUCET

GUIDE D'INSTALLATION
INSTALLATION GUIDE

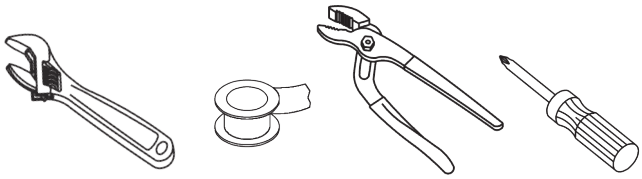

OUTILS NÉCESSAIRES
TOOLS REQUIRED

ÉTAPE 1
STEP

Coupez l'alimentation d'eau avant de commencer l'installation.
Shut off the main water supply before beginning installation.

ÉTAPE 2,1
STEP



ÉTAPE 2,2
STEP



ÉTAPE 2,3
STEP



ÉTAPE 2,4
STEP



FEBO	CHROME
300029	
TASSILI.CA	

GARANTIE À VIE LIMITÉE
LIMITED LIFETIME WARRANTY

TASSILI

ÉTAPE 3
STEP

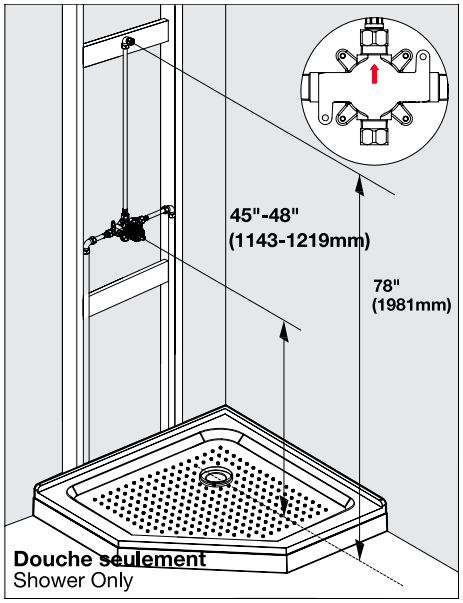

ÉTAPE 4
STEP

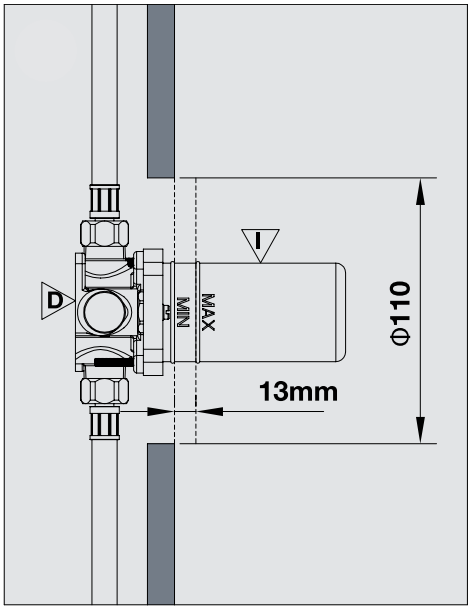

ÉTAPE 5
STEP

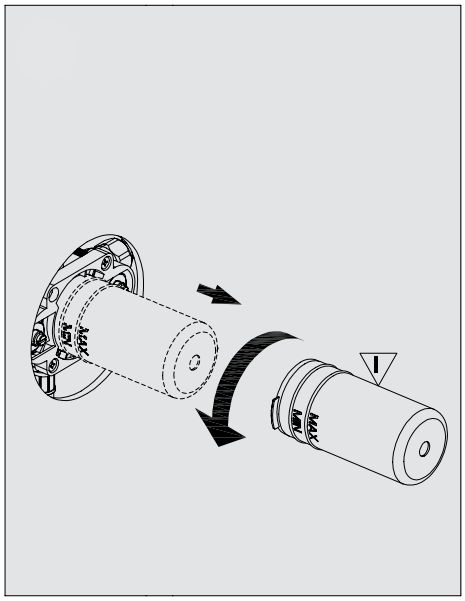

ÉTAPE 6
STEP

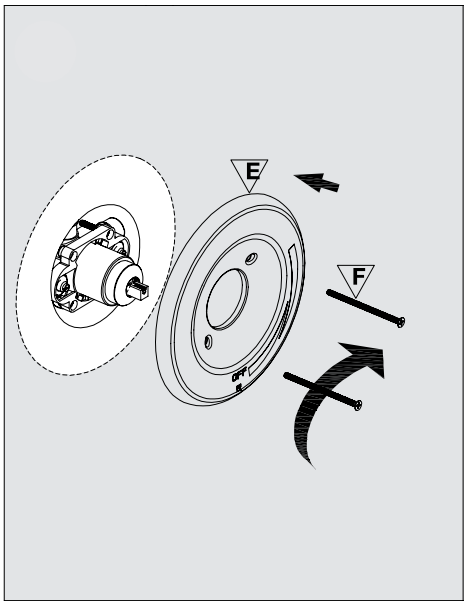

ÉTAPE 7
STEP

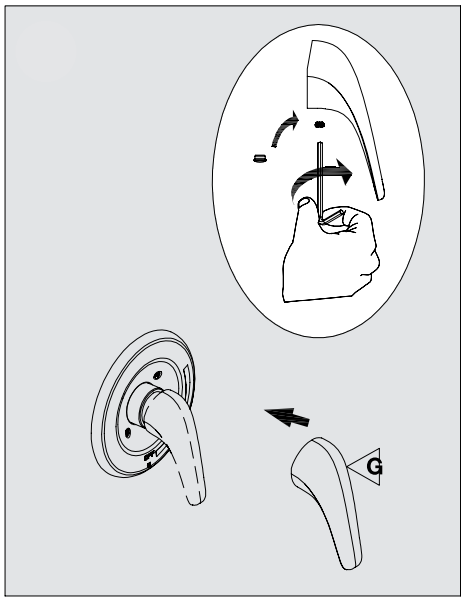

ÉTAPE 8
STEP

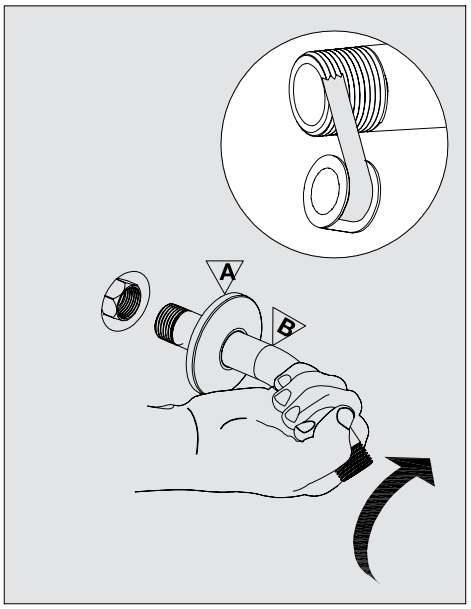

ÉTAPE 9
STEP

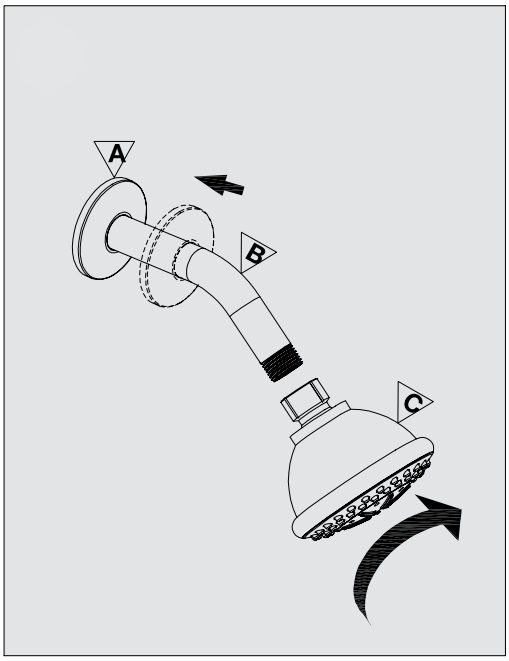

ÉTAPE 10
STEP

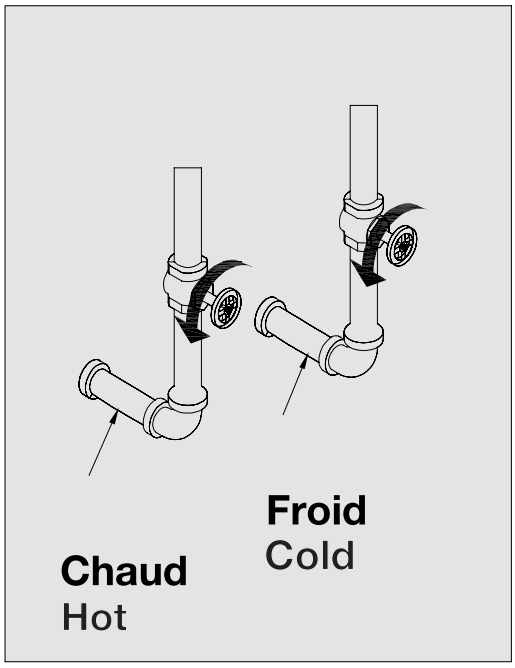

ÉTAPE 11
STEP

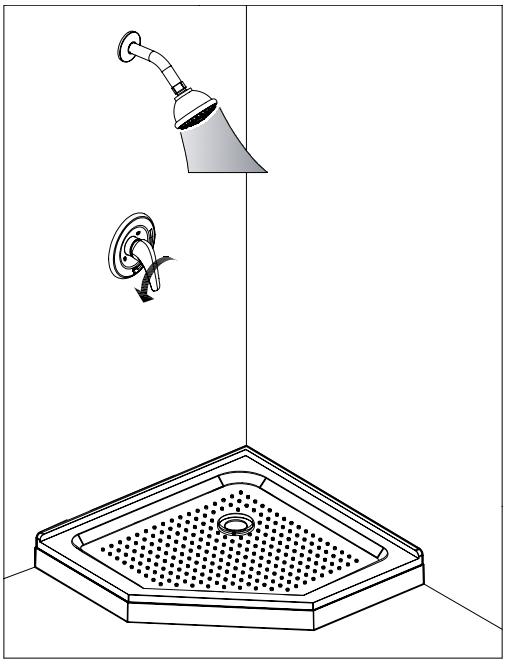

Fabriqué et emballé en Chine / Made and Packaged in China
Importé par / Imported by NOVELCA, Québec, Canada G2E 5W2

CMG05-2016

***IMPORTANT : Aucune construction ne devrait être effectuée par l'installateur sans avoir le produit en main. Les mesures pourraient varier en raison de perfectionnements apportés au produit au fil du temps. Ni le fabricant, ni le distributeur ne pourront être tenus responsables d'un écart entre les mesures présentées ici et les mesures réelles du produit. Ce produit devrait être installé par un professionnel certifié, conformément à la réglementation en vigueur.**

*CAUTION: Never install unless you are in possession of the product. Measurements may vary as a result of improvements made to the product over time. Neither the manufacturer nor the distributor shall be liable for variances between the measurements shown here and the product's actual measurements. This product should be installed by a certified professional, in accordance with the regukations in effect.