



**CURIOUS
YOUNG MINDS**
CAN CHANGE THE WORLD



CELEBRATING THE EARTH

EDUCATIONAL
HOME PROJECT PACK
FOR AGES 7+



The UK's No.1 Publisher of
Environmental Books for Children





CELEBRATE THE EARTH

HOST A BEAUTIFUL EARTH PARTY!

YOU ARE INVITED TO:

THE EARTH PARTY!

TO CELEBRATE OUR BEAUTIFUL EARTH

Dear fellow Earth lover,

You are cordially invited to join other students from across the country in celebrating our planet by creating your own Earth Party!

To help you prepare for your party, we've produced this exclusive Project Pack, so that you and your family can work together to raise awareness and create a better future for our world and all the living things in it. It is based on a number of beautiful books from DK - *RHS Under Your Feet*, *How to Make a Better World*, *My Very Important World*, *The Brilliant Book of Bugs*, and *RHS The Magic and Mystery of Trees* - all of them bursting with gorgeous artwork and astounding facts.

So set a date and a time and get ready to begin. From Party Plans, Hats, Masks, Bunting, Earth Playlists and Cakes - we can't wait to see the brilliant ways that you celebrate our beautiful Earth.

Please share your photos and stories with us online! Tag us **@dkbooks** and use the hashtag **#DKCuriousYoungMinds**

It's time to party!

The DK Team




The UK's No.1 Publisher of
Environmental Books for Children






BOOKS INCLUDED IN THIS PACK



MY VERY IMPORTANT WORLD

This children's encyclopedia of discovery will inspire little learners to wonder about the world around them.

Our world is an amazing place. It's full of rivers, mountains, forests, and too many other amazing places to count - but that's not all. There's also families, friends, animals, music, technology, language, games, and all other things that make life wonderful. *My Very Important World* is a celebration of our world and what it's like to live in it.



RHS THE MAGIC AND MYSTERY OF TREES

Learn about the amazing natural science of trees in this gorgeously illustrated nature and science children's book. From the highest branch and leaf down to the complex "wood wide web" of roots in the soil, every part of a tree plays an important role in its own growth and the habitat of the whole forest or woodland.

Learn unbe-leaf-able tree facts, meet extraordinary trees from around the world and the animals that call them home. Find out what trees do for us and how we are damaging them with pollution and deforestation. But it's not too late to do something about it and you'll find out how you can help with instructions on how to plant your very own tree!



RHS UNDER YOUR FEET

Down where worms wriggle and microbes squirm, there's a whole world waiting to be discovered...


RHS Under Your Feet delves beneath the Earth's surface and explores the diverse wonders hidden there. Encounter creatures of the deep and marvel at the mind-boggling size of the humongous fungus - the biggest organism in the world. Learn how one handful of ordinary soil contains more organisms than there are people on Earth, and carry out experiments using dirt from your own back garden.



THE BRILLIANT BOOK OF BUGS

Enter the kingdom of bugs and their close relatives for a magical journey through the forest floor, down into the deepest caves, and even across the open ocean...

The Brilliant Book of Bugs, written by insect expert Jess French and illustrated by Claire McElfatrick, takes children on a fascinating journey of exploration, showing them just how amazing creepy-crawlies are, what they do for our planet, and how we can help them. It includes bug relatives such as slimy slugs, web-spinning spiders and scuttling centipedes, plus amazing facts on how bugs pass on messages, compete for food, seek true love, and fill the air with buzzing wings.



HOW TO MAKE A BETTER WORLD

If you are a kid with big dreams and a passion for what is right, you're a world-changer in the making.

There's a lot that can be changed by just one person, if you know what to do. Start by making yourself into the awesome person you want to be by learning all about self-care and kindness. Using those skills, work your way up to creating activist campaigns to tackle climate change or social injustice.

This fun and inspiring guide to making the world a better place and becoming a good citizen is packed with ideas and tips for kids who want to know how to make a difference. Through ideas as small as creating a neighbourhood lending library to as important as public speaking and how to talk about politics, *How to Make a Better World* is a practical guide to activism for awesome kids.





HAVE A BEAUTIFUL EARTH PARTY

EDUCATIONAL OBJECTIVES

This pack includes x4 'Project Tasks' that incorporate a range of different books with the theme of celebrating the Earth. They can be completed individually by children or with the help of a sibling or adult. The activities encourage children to **LOOK** at the world around them and to **LEARN** from it, while also **CREATING** various things for their Earth Party celebration.

PROJECT TASK 1: LOOK AT THE WORLD AROUND US!

Learn About: Continents, Oceans, Habitats, Home

Make: Earth Party Floorplans!

Subject Checklist: ✓Geography ✓Literacy ✓Science: Biology ✓Citizenship ✓RSHE
✓Art Design & Technology

PROJECT TASK 2: LOOK ABOVE!

Learn About: The Outside World, Trees, Tree Habitats

Make: Earth Party TREE Hats!

Subject Checklist: ✓Literacy ✓Science: Biology ✓Citizenship ✓Art Design & Technology

PROJECT TASK 3: LOOK BELOW!

Learn About: The Outside World, Bugs and Critters, Living Things Under our Feet

Make: Earth Party BUG Masks!

Subject Checklist: ✓Literacy ✓Science: Biology ✓Citizenship ✓Art Design & Technology

PROJECT TASK 4: LOOK TO THE FUTURE!

Learn About: Inspirational Earth Lovers, Celebrating and Protecting the Earth


Make: Earth Party Bunting!

Subject Checklist: ✓Literacy ✓Citizenship ✓Geography ✓RSHE ✓Art Design & Technology



PROJECT TASK ONE

LOOK AT THE WORLD AROUND US!



BOOK: *MY VERY IMPORTANT WORLD*

First things first: Let's go Globetrotting!

The world is very big place jam-packed with amazing natural wonders, wildlife, and habitats. Let's get to know the earth and everything in it a little better! Using the image on the next page, match the continent cards to the right area of the map. Stick them down when you are happy they are in the right position.

CONTINENTS

ANTARCTICA

ASIA

EUROPE

AFRICA

SOUTH AMERICA

NORTH AMERICA


AUSTRALIA

Five Oceans connect the Continents. These oceans are brimming with their own incredible animals and plants. Using the same world map from the previous exercise, label each of the seven grey dots with the correct ocean.

1. ATLANTIC
2. PACIFIC
3. SOUTHERN
4. INDIAN
5. ARCTIC

When you have labelled the oceans, annotate your map with animals or plants that you may find in that ocean or sea. You can add illustrations too if you like!





World map taken from p. 135 of *My Very Important World*





DEVELOPMENT



CONTINENT EXPLORERS!

Let's think closely about the incredible sights and life to be found in each Continent. Include as much detail about the natural world as you can. Recruit a family member to help you and carry out some research too!

CONTINENT	WHAT MIGHT I SEE? Eg. Mountains, Volcanoes, Forests, Deserts, Rivers, Caves, Lakes, Waterfalls, Plants, Plains, Wildlife, Habitats

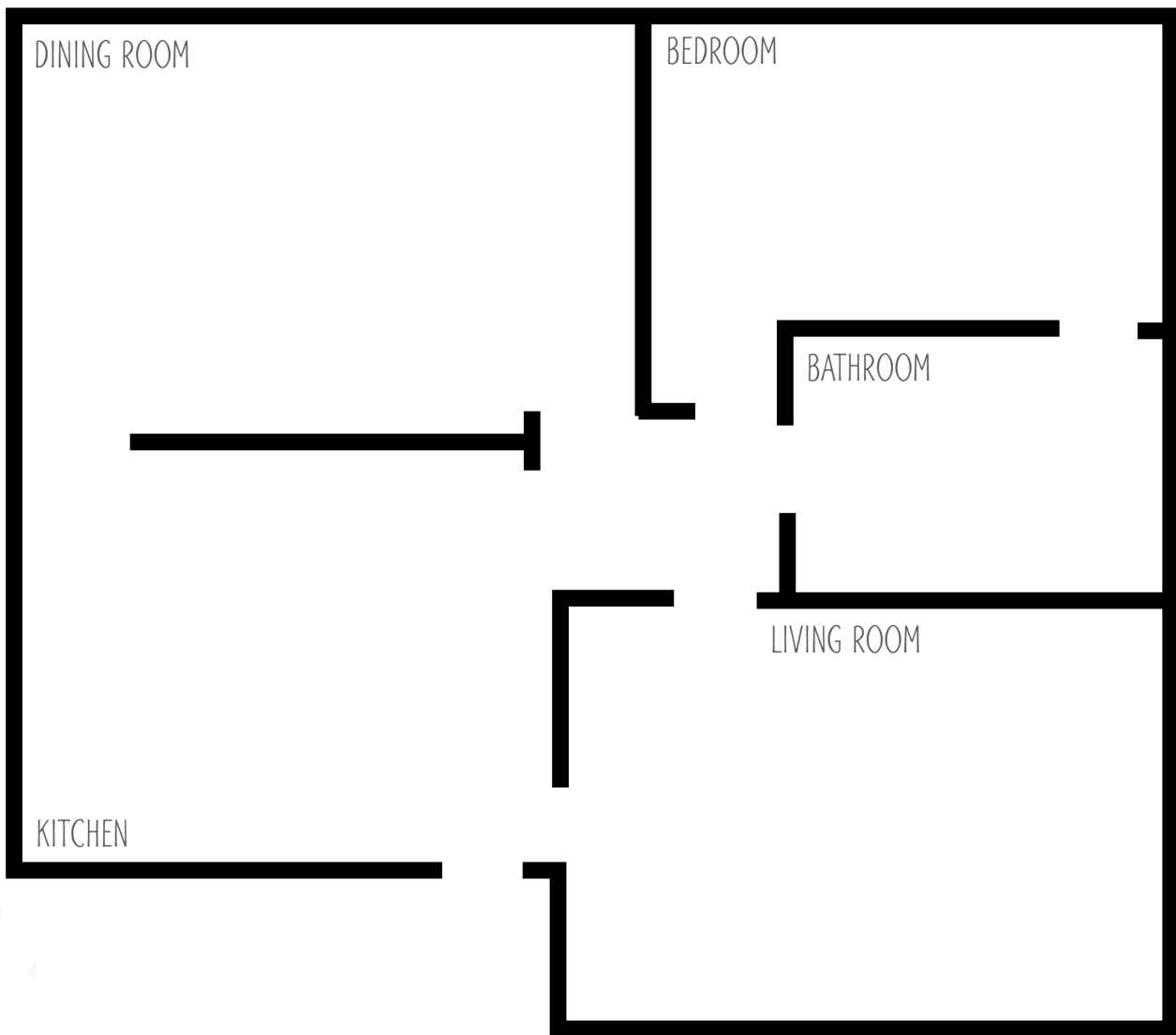


LET'S CELEBRATE!

Sketch a picture of where YOU live entitled 'My Home on Earth'.


You might draw a town or city, a more rural area, or you could even focus more closely on the immediate surroundings. Try to include as much as you can of the natural world near your home. You can label it too, if you like. Think about what you like about where you live and why you are proud to call this your home on BEAUTIFUL EARTH.

Then, create a plan or map of your home or garden, showing how you might host the Earth Party to celebrate with your family. You could even split the space into continents, oceans or habitats! Use the floorplan example below and annotate your ideas, or create your own bespoke floorplan.



PROJECT TASK TWO

LOOK ABOVE!



BOOK: *RHS THE MAGIC AND MYSTERY OF TREES*

First things first: Let's Discover Trees!

Did you know, there are lots of trees around the world, but only two main families of trees: broadleaved and conifers?

See how many different types of tree you know by matching them to their descriptions using the table below. Do you know where in the world you are most likely to see each type of tree? Can you name an animal or bird that uses this tree as part of their habitat?

TYPE OF TREE	DESCRIPTION
1. OVAL eg. Hornbeam	A. A weeping tree has branches that droop downwards.
2. TALL AND THIN eg. Cypress	B. This tree has cone-shaped branches that get shorter as they go up the trunk, ending in a pointy tip.
3. WEEPING eg. Willow	C. This tree has a rounded shape that is taller than it is wide.
4. CONE eg. Spruce	D. The branches of this tree spread themselves evenly upwards and outwards from the trunk.
5. PALM eg. Coconut palm	E. These trees have branches that grow up and out to create a spreading shape.
6. ROUND eg. Oak	F. This tree has closely packed branches that grow upwards. Many conifers are tall and thin.
7. SPREADING eg. Banyan	G. A broad tree has branches that spread further to the sides than upwards.
8. BROAD eg. Maple	H. These are broadleaved trees that grow in hot countries. Unlike other trees, they don't grow side branches.

Answers: 1C, 2F, 3A, 4B, 5H, 6D, 7E, 8G



DEVELOPMENT

EXPLORING AN OUTDOOR SPACE...

Take some time to explore an outdoor space.

This could be a park, forest, your garden or anywhere else, but preferably somewhere where you can spy a few trees. You can even look through a window to an outdoor space from your own home!

As you take in your surroundings, think about the magic and mystery of the trees and the natural world around you. Which animals or creatures share this space with you? How might different times of day and different seasons change what you find?

Use the senses to explore this space and list what you find. If you are looking from a window, use your imagination to complete the same activity. Try closing your eyes, pinching your nose, putting fingers in your ears in order to really hone in on the senses listed below:

IN MY OUTDOOR SPACE I CAN SEE...



IN MY OUTDOOR SPACE I CAN TOUCH...



IN MY OUTDOOR SPACE I CAN SMELL...



IN MY OUTDOOR SPACE I CAN HEAR...



LET'S CELEBRATE!

Design your own Earth Party Hats using the template below. Cut out as many as you need or would like for your party. Draw and colour-in a different kind of tree for each hat you create, using the work you have done to help you. When you have finished designing your hats, stick them into a cone shape and attach some string to the bottom at either side to make sure it will stay securely on your head at the party!



PROJECT TASK THREE

LOOK BELOW!



BOOKS:
RHS UNDER YOUR FEET
AND THE BOOK OF BRILLIANT BUGS

First things first: Let's Find Some Bugs!


Today you are a Bug Detective! It's your job to look for and investigate brilliant bugs! Return to the outdoor space you visited in Project Task Two or visit a new space if you can and make a report of the bugs that you can see and may be beneath your feet!

BUG DETECTIVE REPORT

Bug Detective Name:

Other people present:

.....



I.D.Photo

Date and Time:

Weather:

Description of my outdoor space:

Number of bugs spotted:

Area where most bugs were found:

.....

Possible reasons for this:

.....

Other creatures spotted:

.....

Other bugs and creatures that may be in the area but not seen today:

.....



DEVELOPMENT

WHAT ELSE IS *UNDER YOUR FEET*?

Note down who and what else lives or feeds from *RHS Under Your Feet*. Remember, even though you can't necessarily see it, there are all sorts of amazing things living from and in the earth!


	WHO AND WHAT LIVES OR FEEDS FROM THE EARTH UNDER YOUR FEET?
ROCKS, STONES	
MINERALS, NUTRIENTS	
SHOOTS, ROOTS, CROPS, SEEDS	
SPINELESS INVERTEBRATES (animals without backbones)	
OTHER ANIMALS	
FUNGI	






LET'S CELEBRATE!

It's time to create some more props for your Earth Party! Choosing some of your favourite bugs, create Bug Masks for your party using the template below. When you have finished designing your Bug Masks, cut them out and attach string to either side to rest on your ears. If you prefer, you could stick a straw to the bottom; this will allow you to hold the mask in front of your face. Don't forget to cut out holes for your eyes so you can see each other!



PROJECT TASK FOUR

LOOK TO THE FUTURE!



BOOK: HOW TO MAKE A BETTER WORLD

First things first: Inspiring Earth Lovers

There are some really inspiring people out there who have worked hard to help protect our planet and create a better world for future generations. Research the heroes below to find out who they are and the positive actions they have taken to protect the Earth.

NAME	WHO AM I? HOW HAVE I HELPED TO PROTECT THE EARTH?
GRETA THUNBERG	
SIR DAVID ATTENBOROUGH	
JULIA BUTTERFLY HILL	
CHICO MENDEZ	
WANGARI MAATHAI	
VANDANA SHIVA	
RACHEL CARSON	





DEVELOPMENT

MAKING CHANGES

It's important to remember that if lots of people make small changes, then this adds up to a **BIG CHANGE!** Think about small changes that you and your family could make in order to celebrate the Earth and also help to protect it.

With a family member, use the ideas below to discuss how YOU can do your bit. Then, create your own pledges for the future. These pledges should be small, manageable things that you and your family can do. In trying to make these changes, you and your family become heroes of the Earth too!



ANIMAL TESTING



OWNING PETS



RESPECTING WILDLIFE



WILD GARDENS



EAT ORGANIC



GREEN LIVING



EAT LESS OR NO MEAT



CONSERVATION AND CHARITIES



RECYCLING AND WASTE



MY PLEDGES FOR THE FUTURE

1. I will try to
2. I will avoid
3. I will make sure I
4. I will
5. I will reduce the amount of



LET'S CELEBRATE!


Let's start celebrating by creating your own bunting for your Earth Party! Cut out as many of the bunting triangles on the next page as you like and on each one, write something you love about our planet and/or why we should celebrate it. You might want to celebrate your favourite places to visit, amazing animals and brilliant bugs, natural wonders, delicious food and drink we get from the Earth, and anything else you are grateful for!

Make your bunting bright and colourful with any illustrations you'd like to add, then cut them out and run some string through the top of them. Hang them up ready for your party to remind you and your family that the Earth is an awesome place and worth protecting!





Fold at line below. Glue or tape into a loop and thread string through



Fold at line above. Glue or tape into a loop and thread string through





CONGRATULATIONS!

YOU'RE NOW READY TO HAVE YOUR OWN EARTH PARTY WITH YOUR FAMILY!

Here are some other ideas for your Earth Party, in case you need them!

- » Design your own invitations for your Earth Party
- » Prepare a short speech to kick-start the party
- » Create your own Earth Party playlist
- » Bake an Earth Party cake
- » Design outfits for your Earth Party
- » Create models of the Earth
- » Create a different habitat for different rooms in your home!
- » Organise other games for your party
- » Create a photo album with pictures from your party

Now, don't forget to share what you've created. Send pictures of your world display to us [@dkbooks](#) with [#DKCuriousYoungMinds](#). We can't wait to see the fun you had at your party...

The DK Team



The UK's No.1 Publisher of
Environmental Books for Children

