

DESK TIDIES

Sort out your stationery with a LEGO desk tidy! Before you start, think about what you want to keep in your desk tidy: Pens, rulers, erasers? Do you need drawers? How big should it be? A desk tidy should be practical and sturdy, but it can also brighten up a workspace, so add decoration in your favourite theme or colour scheme!

CASTLE DESK TIDY

This cool desk tidy has boxes for your pens and pencils, a drawer for smaller stationery – and it looks like a miniature castle! Start with the drawer and make sure it is big enough to fit whatever you want to store inside.

Simple, square open-topped boxes hold pencils and pens

Need even more room for your stationery collection? Build boxes in various widths and heights

Layer plates, bricks and tiles to build the drawer and the box it fits into

Decorate your desk tidy with plates in contrasting colours

Grey, white and black bricks are good for a castle theme, but you can use any colours you want!

You could use a large plate to build the base of the drawer, but several small plates work if you reinforce them

Build a plate with handled bar into the drawer front so you can open it

STEP-BY-STEP
After you've built the drawer, make a box that fits neatly around it. Once the box is high enough to cover the drawer, top it off with some plates, adding decoration and open boxes.

FRONT VIEW

BUILDING BRIEF
Objective: Make desk tidies
Use: Workspace organisation, decoration
Features: Drawers, shelves, dividers
Extras: Secret compartments

SEA MONSTER

Scare away stationery stealers with a sea monster desk tidy! Begin with a basic box shape, build in dividers, then add the features that make a monster of the deep. Can you think of other creatures that could keep your stationery safe? Have a go at making those too!

To make your sea monster even more frightening, add horns or fangs!

A high, pointed tail can support bigger pens

Exposed studs on bricks create a scaly effect

Eyes made from 1x1 round plates inserted into headlight bricks

A red mouth adds detail and looks pretty scary!

Sea monsters are mythical creatures, so no one really knows what they look like. What colour and shape will yours be?


BRING ME A NET TO CATCH THAT SEA MONSTER! THOSE PENS WILL BE MINE!

4x4 slope

Curved bricks make a long, sloping neck

FRONT VIEW

REAR SIDE VIEW





TRUCK TIDY

Your desk tidy can look like anything you like. Why not take inspiration from everyday objects as with this colourful truck? It can deliver a truckload of stationery straight to your desk! What are your favourite things? What kind of shapes would make a good desk tidy? Try building one based on a car, an animal or a spaceship. Go ahead – it's your workspace!



REAR SIDE VIEW

You can customise your truck however you want! Maybe add wing mirrors or headlights

Build a cockpit big enough to fit a minifigure – or two!

STATIONERY TRUCK


Decide how many compartments you need for your cargo of pens and pencils and how big you want your truck's cab to be, then build from there! Make your base wide enough to house the bricks that hold the wheels. The wheels are raised so the tidy won't roll, but you could build them lower and add another set on the other side to make it mobile!

Curved pieces give the front of the truck a smooth shape. Or you could use slopes or angled plates

2x2 round bricks add detail to the truck, but you could use this section to hold even more stationery

Add lots of contrasting colours to brighten up your workspace!


SIDE VIEW



A brick separator could come in handy when you're building your desk tidy!

Compartments can be varying sizes, depending on what you want to store in them


Large buckets look like a real truck's cargo!



This side sticks out from the cab so it can accommodate the wheels

2x2 wheels fit into 2x2 bricks with wheel arches

Try using curved bricks instead of angular bricks to give your compartments a different look



TOP VIEW

©2020 The LEGO Group



LEGO® Minifigures are lots of fun!
How would you add them to your desk tidy?

Suitable for 7-11 years

Content from: *LEGO Ideas Book*
Available now

