


Host a Kids' Trivia Night



Decide on a date, location, and guest list

Will you get together in person, or send out a Zoom invite? After school or over the weekend? Choose an approach everyone is comfortable with.

date: _____

location: _____

guest list:

Prepare the questions

Using a single DK book or several different books, flip through and find interesting facts to quiz people on. Try to create trivia questions covering a variety of topics. (*My Encyclopedia of Very Important Things* is perfect for this!)

question 1:

*Use a sheet of lined paper to write the rest of your questions. Be sure to keep track of the answers, too!

Set up for the event

For in-person trivia, you'll want to find a quiet, open space to play. For virtual trivia, ask a grownup to help type up the questions so you can share your screen.

Create the rules

How many points will players earn for a correct answer? Will every question earn the same amount of points? Use the back of this sheet to write down your rules, and share them with players ahead of time so they know what to expect.

Begin the game

Read your questions and allow each player or team enough time to answer. When the game is over, tally up the total points and determine the winner. Award the winning player or team their prize, and thank everyone for taking the time to play!




For the curious



www.dk.com



Score Sheet and Rules Guide



trivia rules

team name

round number

total score

1.

1

2

3

4


5

2.


3.

WINNING TEAM

THE PRIZE



For the curious



www.dk.com

