



Team Colors

Color three red hats and three red aprons
for Owl, Moose, and Bear.



Color three yellow hats and three yellow aprons
for Otter, Groundhog, and Woodpecker.



Note for adults:

Count real aprons

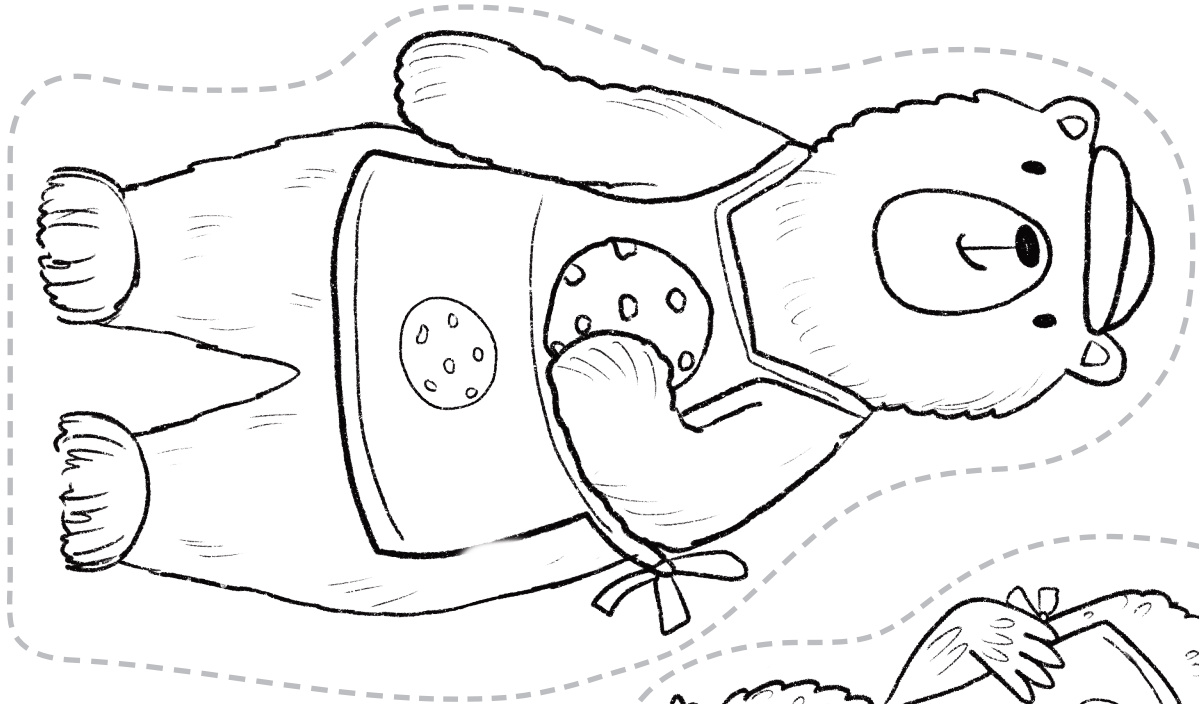
If preschoolers have access to aprons for dress-up or messy play, ask them to count the number of real aprons in the classroom. This could also be done with hats.

Content taken from
Owl and Otter and the Big Yard Sale

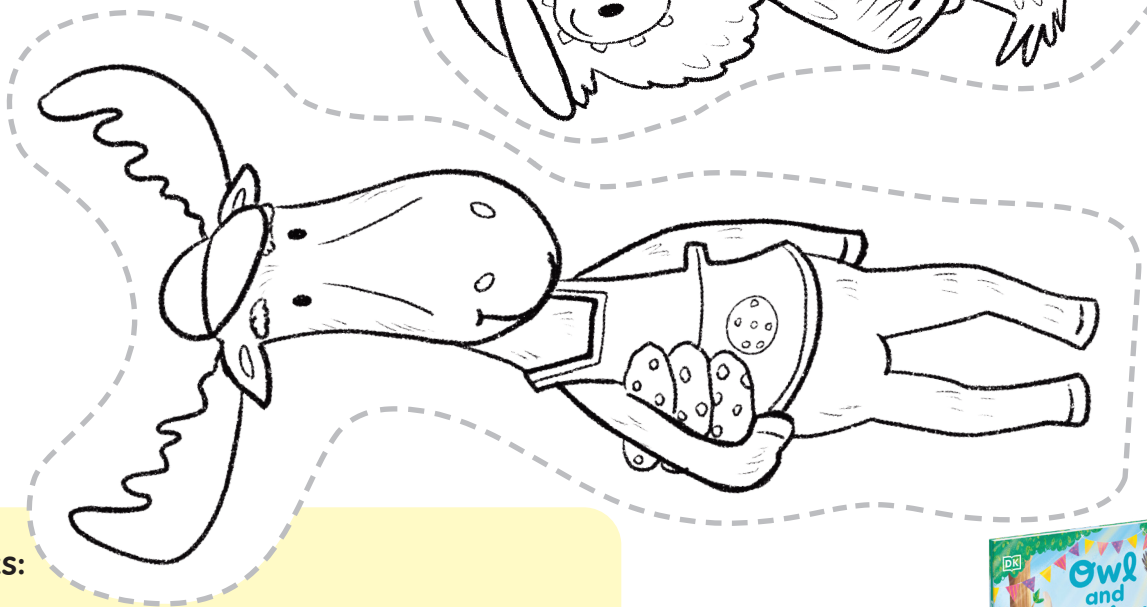



Popsicle Puppets

Color these pictures of Owl, Moose, and Bear, glue them to cardboard, then cut them out. Then glue your characters to popsicle sticks to make puppets.



Ask an adult to help you make the puppets, and be careful when using scissors and glue.



Note for adults:

Retell the story

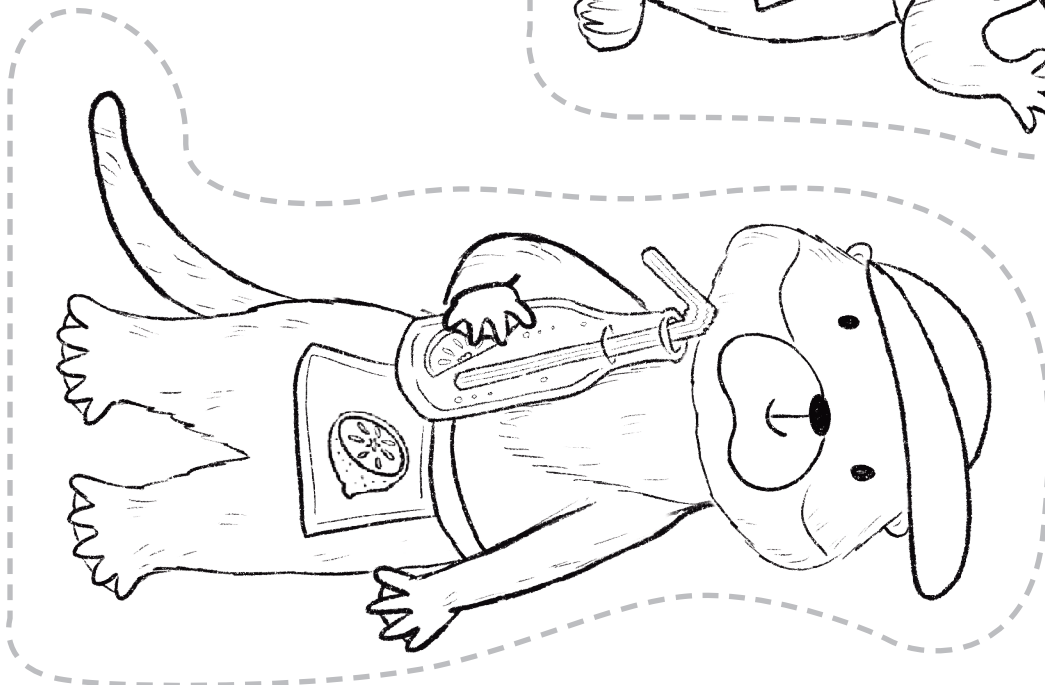

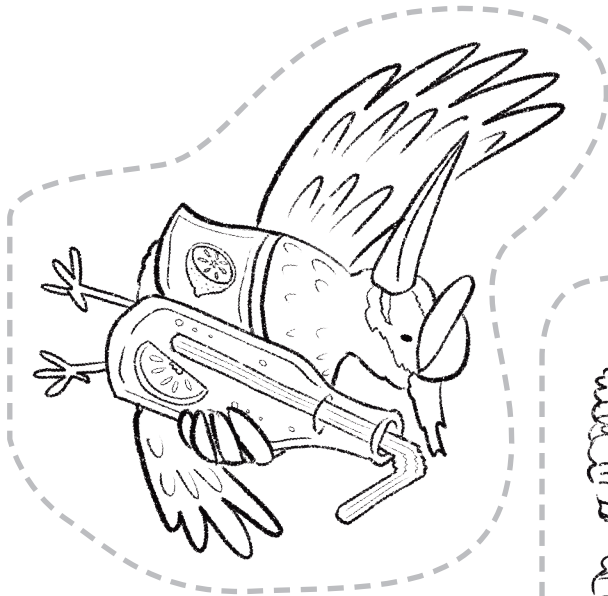
This activity gives children an opportunity to retell the whole story or their favorite part of the story in their own words, using the puppets, which helps to aid their understanding.

Content taken from
*Owl and Otter and
the Big Yard Sale*



Popsicle Puppets

Color these pictures of Otter, Groundhog, and Woodpecker, glue them to cardboard, then cut them out. Then glue your characters to popsicle sticks to make puppets.



Ask an adult to help you make the puppets, and be careful when using scissors and glue.

Note for adults:

Retell the story

This activity gives children an opportunity to retell the whole story or their favorite part of the story in their own words, using the puppets, which helps to aid their understanding.

Content taken from
*Owl and Otter and
the Big Yard Sale*



Popsicle Puppet

Color this picture of the teller at a credit union or bank, glue it to cardboard, then cut it out. Then glue your teller to a popsicle stick to make a puppet.



Ask an adult to help you make the puppet, and be careful when using scissors and glue.

Note for adults:

Pretend to be tellers at a credit union or bank

Children can pretend to be tellers at a credit union or bank using their raccoon teller puppets. Other children can be customers. This will help children to understand how you deposit money in a savings account.



Content taken from
*Owl and Otter and
the Big Yard Sale*

Counting Dollars

Count the one-dollar bills below and add up the total. Whose face is on each dollar bill?



Note for adults:

Reenact the book

Children can cut out these dollar bills, as well as the bills on the other sheets.. They can then reenact the book and role-play buying lemonade and cookies. Give each child \$5 to \$6 and let them choose the combination of cookies and / or lemonade they want to buy.

Some children can also be sellers and figure out the total amount the customers need to pay for the cookies or lemonade they buy.

Content taken from
Owl and Otter and
the Big Yard Sale

