

(1) Tabletop (x1)

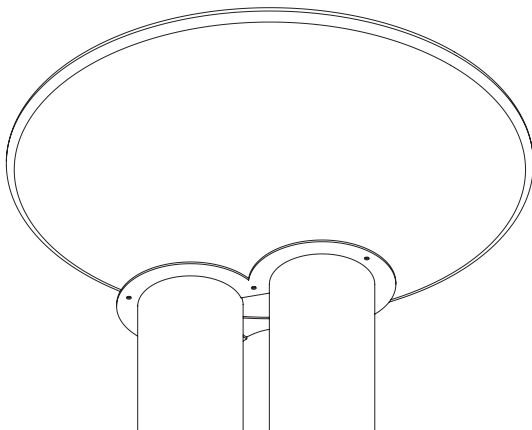
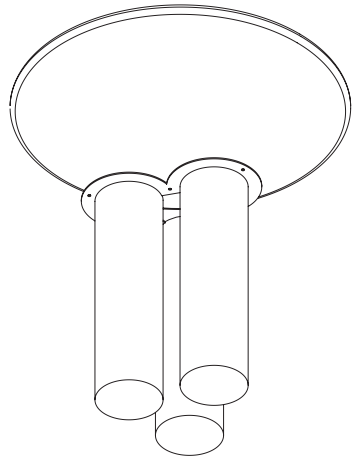
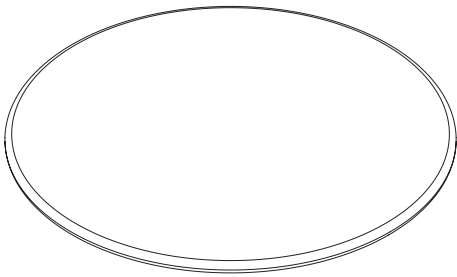
(2) Legs (x1)

(3) Screws (x6)
+ Screwdriver

Mounting the Tabletop ⁽¹⁾ onto the Legs ⁽²⁾

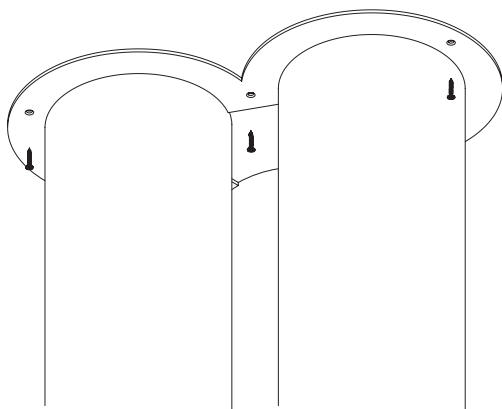
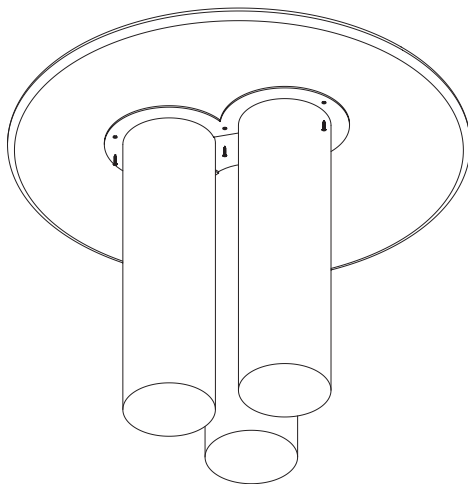
Place the tabletop onto the legs.
Make sure it is centered.

(x1)

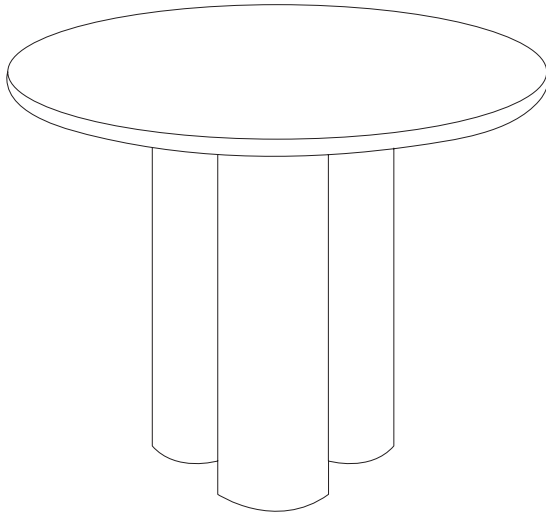


Final Securing of the Legs ⁽²⁾ to the Tabletop ⁽¹⁾

From underneath, screw the legs to the tabletop using the holes in the legs as a guide. Tighten the screws until the table is firmly assembled.



Your table is now ready to use!



MARLOT BAUS

marlotbaus.com

@marlotbaus