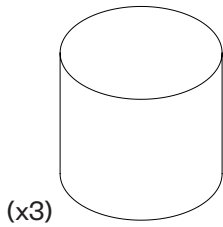


⁽¹⁾ Tabletop (x1)

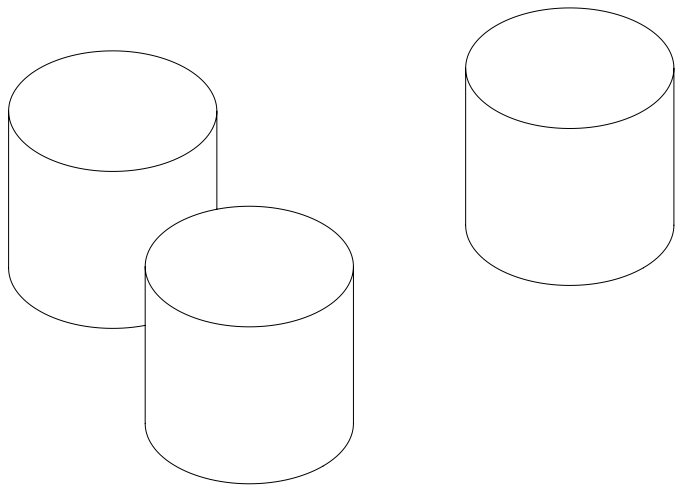
⁽²⁾ Legs (x3)

Positioning the Legs ⁽²⁾

Position the three legs upright in your preferred layout.



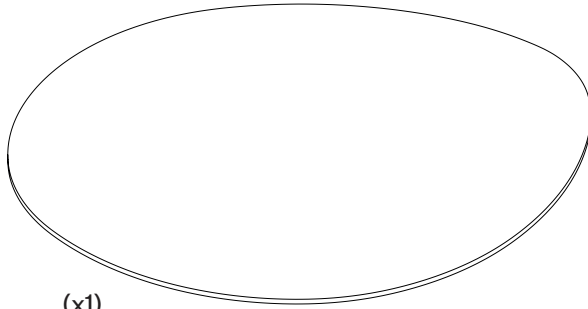
(x3)



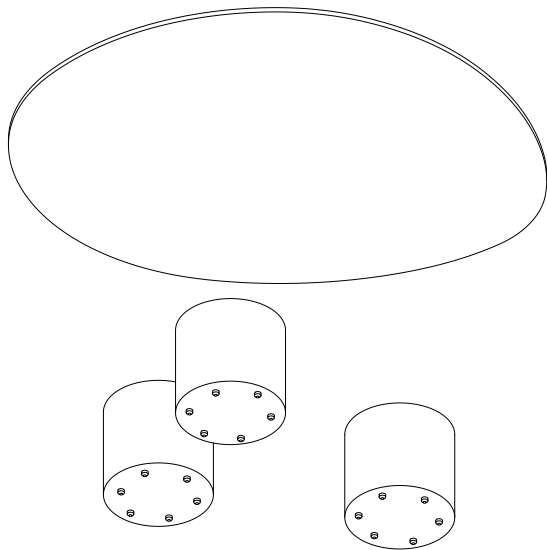
Place the Tabletop ⁽¹⁾ onto the Legs ⁽²⁾

Place the tabletop directly on top of the legs.

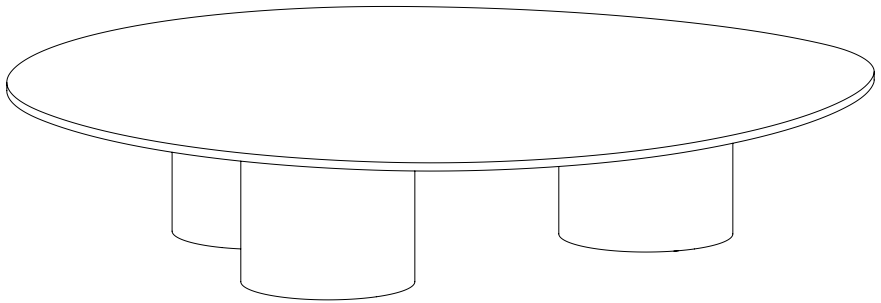
You may add silicone pads on top of the legs to help the tabletop stay in place.



(x1)



Your table is now ready to use!



MARLOT BAUS

marlotbaus.com

[@marlotbaus](https://www.instagram.com/marlotbaus)