

Reveal the full complexity of cellular diversity, cell by cell

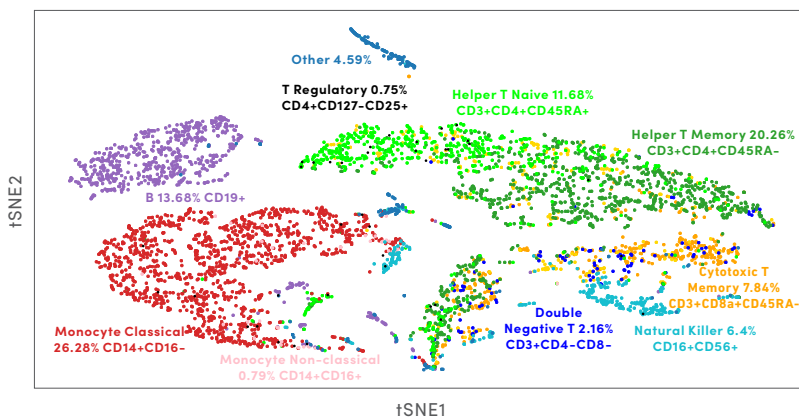
Single Cell Gene Expression v3

Dissecting cell-type differences in complex biological systems is critical to our understanding of cellular contributions during development and in disease progression. Until recently, most molecular studies have relied on bulk analysis, combining all cells into a single average readout. The Chromium Single Cell Gene Expression Solution provides an unparalleled approach to uncover cell-to-cell gene expression variability and identify rare cell types from complex biological samples. Our latest improvements vastly increase sensitivity, so you can detect even more unique transcripts per cell.

Go beyond traditional gene expression analysis to characterize cell populations, cell types, cell states, and more on a cell-by-cell basis. From assessing tumor heterogeneity and stem cell composition, to dissecting neuronal populations—the technological advancements provided by the Chromium Single Cell Gene Expression Solution, along with turnkey software tools, allow you to maximize insight from any sample type.

Highlights

- Identify and characterize rare cell types
- Characterize cell populations without prior knowledge of cell subtypes or cell markers
- Define novel cell types and cell states
- Discover new biomarkers for specific cell subpopulations
- Analyze and understand cellular heterogeneity and how this contributes to your biological system



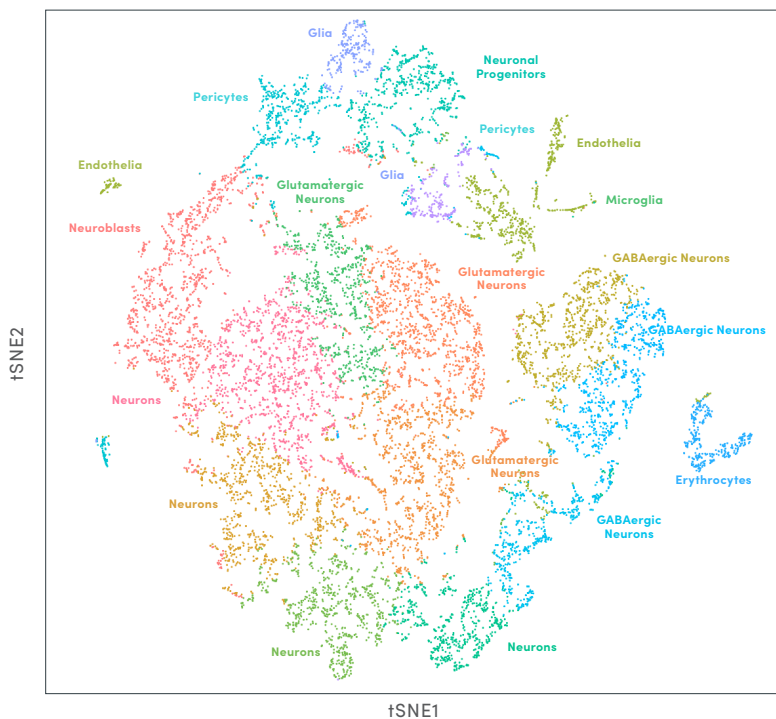
Major Subpopulations Observed Within a Heterogeneous PBMC Sample. tSNE projections of ~6000 peripheral blood mononuclear cells (PBMCs) output by Cell Ranger. PBMCs are grouped together based on digital gene expression information. Major cell populations were identified based on gene markers that are enriched in each cluster. Each cell type is color-coded based on classification.

Solution Features

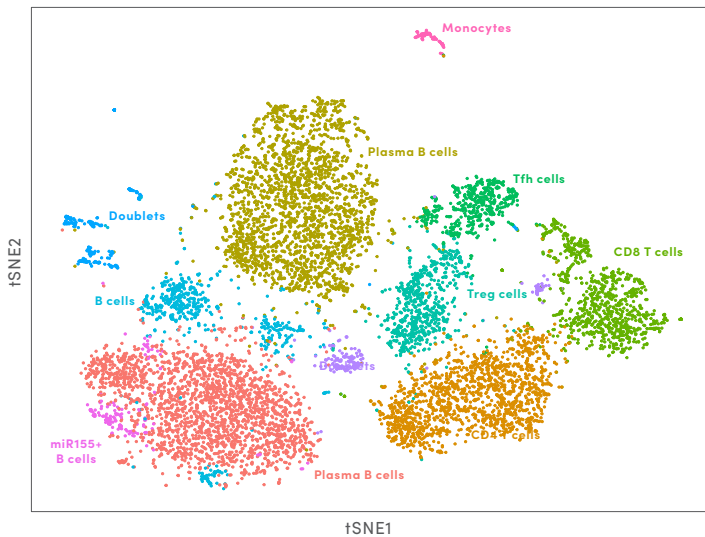
- Ready-to-use, robust workflow, including demonstrated protocols for various sample types such as cell lines, primary cells, dissociated fresh tissue
- Compatible with whole cells and nuclei
- Latest improvements increase sensitivity enable the detection of more unique transcripts per cell, potentially decreasing sequencing requirements
- Easy-to-use and convenient software with Cell Ranger Analysis Pipelines and Loupe Cell Browser visualization tool
- Compatible with Feature Barcode technology

System Features

- Partition 500 – 80,000+ cells in under 9 minutes
- Scalable; run up to 8 samples in parallel
- Simple workflow
- Superior sensitivity
- Cell size flexibility, no lower limits
- High cell capture rates of up to 65%
- Low doublet rates of under 0.8% in 1000 cells



Single Cell Profiling of Brain Cells Reveal Multiple Neuronal and Non-Neuronal Cell Types. t-SNE projection of ~10,000 mouse brain cells derived from the combined cortex, hippocampus, and ventricular zones of embryonic day 18 brain tissue. Major subpopulations were identified based on gene markers that are enriched in each class.



Identification of Specific Subpopulations in MALT Lymphoma.

tSNE projection of 9481 cells derived from dissociated Mucosa-Associated Lymphoid Tissue (MALT). Major subpopulations were identified based on gene markers that are enriched in each class. We show clear identification of CD4 T cells, CD8 T cells, Treg cells, and Tfh cells. The B cell populations correspond to B cells and B cell lymphoma undergoing plasmacytic differentiation (plasma cells).

Research areas

- Cancer Biology
- Neuroscience
- Immunology
- Developmental Biology
- Stem Cell Biology

Applications

- Single Cell RNA Sequencing
- Rare Cell Detection
- Tumor Heterogeneity
- Mechanisms of Cellular Development
- Response to Therapeutic Interventions
- Biomarker Discovery
- Cell Atlasing

Additional resources

- Datasets go.10xgenomics.com/scRNA-3/datasets
- Seminars go.10xgenomics.com/scRNA-3/seminars
- Application Notes go.10xgenomics.com/scRNA-3/app-notes
- Technical Support go.10xgenomics.com/scRNA-3/support
- Publications go.10xgenomics.com/scRNA-3/pubs

Products	Product Code
Chromium Single Cell 3' Library & Gel Bead Kit v3, 4 rxn ¹	1000092
Chromium Single Cell 3' Library & Gel Bead Kit v3, 16 rxn ¹	1000075
Chromium Chip B Single Cell Kit, 48 rxn ¹	1000073 (EMEA) 1000153 (US & APAC)
Chromium Chip B Single Cell Kit, 16 rxn ¹	1000074 (EMEA) 1000154 (US & APAC)
Chromium i7 Multiplex Kit, 96 rxn	120262
Chromium Controller & Accessory Kit, 12 Mo. Warranty	120223
Chromium Controller & Accessory Kit, 24 Mo. Warranty	120246
Cell Ranger	go.10xgenomics.com/scRNA-3/cell-ranger
Loupe Cell Browser	go.10xgenomics.com/scRNA-3/loupe-cell

¹ Available for use only with the indicated Chromium Controller (PN-120223;120246) or Chromium Single Cell Controller (PN-120263;120212).

Chromium Chip B Single Cell Kit product code is region specific and should be used based on customer's geographical location.

US: America; APAC: Asia Pacific; EMEA: Europe, Middle East and Africa

Resources from 10x Genomics

We are dedicated to helping you get the most out of your 10x Genomics system by offering multiple helpful resources:

10x University

Immerse yourself in 10x University, a comprehensive step-by-step learning and training environment containing video tutorials and trainings.

10xgenomics.com/10x-university

Support

Visit the support site for documentation, software, and datasets that will help you get the most out of your 10x Genomics products.

support.10xgenomics.com

Solutions and products

Along with our suite of complete solutions, we offer an ever-growing catalogue of services to help you find the answers to your research questions.

10xgenomics.com/solutions

10x Genomics library

Easy access to our complete library of product literature, customer publications, application notes, protocols, and many other useful resources.

10xgenomics.com/resources/library

10x Genomics compatible products

Access our list of key partner products that have been certified compatible to work with our various solutions.

10xgenomics.com/compatible-products

10x Blog

Keep up to date with the 10x Genomics Blog, where you'll find everything from tips and tricks to the latest 10x news.

10xgenomics.com/blog

Contact us

10x Genomics

6230 Stoneridge Mall Road
Pleasanton, CA 94588-3260

+1 925 401 7300

+1 800 709 1208

info@10xgenomics.com

10xgenomics.com

For more locations in US, EU and Asia visit:

10xgenomics.com/company/#locations