



# MAZDA MX-5

## SPECIFICATIONS

# MAZDA MX-5

---

GRADE OVERVIEW



## Roadster GT

SKYACTIV-G 2.0 Rear-Wheel Drive



## RF Limited

SKYACTIV-G 2.0 Rear-Wheel Drive

---

# MAZDA MX-5

## EXTERIOR AND INTERIOR COLOURS

---



Soul Red Crystal Metallic (46V)



Machine Grey Metallic (46G)



Snowflake White Pearl Mica (25D)




Jet Black Mica (41W)



Deep Crystal Blue Mica (42M)



Aero Grey Metallic (52C)



Leather, Black  
Roadster GT, RF Limited

---

# MAZDA MX-5

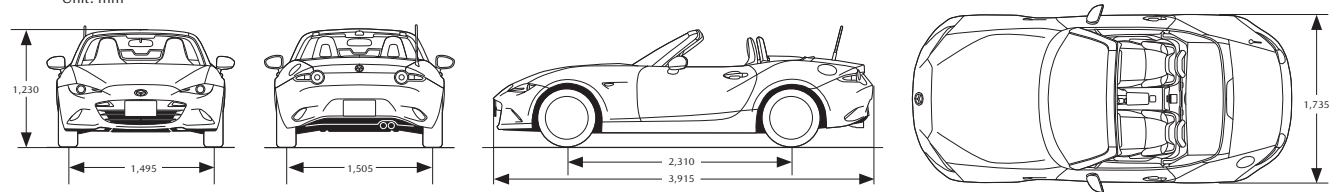
## SPECIFICATIONS

MODEL		MAZDA MX-5	
Body Style		Soft top	Retractable hardtop
Engine		SKYACTIV-G 2.0	
DIMENSIONS & WEIGHTS			
Overall length	mm	3,915	3,915
Overall width (excluding mirrors)	mm	1,735	1,735
Overall height	mm	1,230	1,235
Wheelbase	mm	2,310	2,310
Track	Front / Rear	1,495 / 1,505	1,495 / 1,505
Ground clearance	Laden / Unladen	135 / 150	135 / 150
Turning circle	Kerb to kerb	10.04	10.04
Luggage capacity	l	130	127
Gross vehicle mass (GVM)	kg	1,236	1,298
Kerb weight - total	kg	1,060	1,131

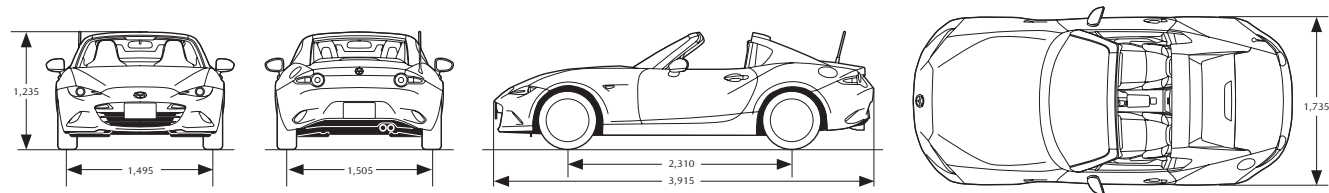
### DIMENSIONS

Unit: mm

#### Roadster



#### RF



# MAZDA MX-5

## SPECIFICATIONS

MODEL		MAZDA MX-5	
Body Style		Soft top	Retractable hardtop
Drivetrain		RWD	
Fuel		Petrol	
ENGINE		SKYACTIV-G 2.0	
Type		In-line 4 cylinder 16-valve DOHC S-VT petrol	In-line 4 cylinder 16-valve DOHC S-VT petrol
Displacement	cc	1,998	1,998
Bore x stroke	mm	83.5 x 91.2	83.5 x 91.2
Compression ratio		13.0:1	13.0:1
Maximum power	kW/rpm	135/7,000	135/7,000
Maximum torque	Nm/rpm	205/4,000	205/4,000
Recommended fuel type		Unleaded 95RON or greater	Unleaded 95RON or greater
Fuel tank capacity		45	45
Fuel consumption (l/100km)* MT / AT	Combined NEDC	6.8 (7.6) / -	- / 7.2 (8.0)
CO2 emissions (g/km)* MT / AT	(3P-WLTP)	158 (176) / -	- / 168 (187)
TRANSMISSION		SKYACTIV-DRIVE	
Type		6-speed manual	6-speed automatic
Gear ratios	1st	5.087	3.538
	2nd	2.991	2.060
	3rd	2.035	1.404
	4th	1.594	1.000
	5th	1.286	0.713
	6th	1.000	0.582
	Reverse	4.696	3.168
Final gear ratio		2.866	3.583
STEERING			
Type		Rack and pinion	Rack and pinion
Power steering type		Electric Power-Assisted Steering	Electric Power-Assisted Steering
SUSPENSION			
Type	Front	Double wishbone	Double wishbone
	Rear	Multi-link with Bilstein dampers	Multi-link
BRAKES			
Type	Front	Ventilated discs with Brembo calipers	Ventilated discs
	Rear	Solid discs	Solid discs
Diameter	Front	mm 280	280
	Rear	mm 280	280
TYRES & WHEELS			
Tyre size		205/45R17	205/45R17
Wheel size		17 x 7.0J	17 x 7.0J
Spare wheel		Tyre Repair Kit	Tyre Repair Kit

\*\*Subject to model grade

\*Mazda Fuel Consumption and Emissions figures are based on ADR 81/02 test results under the NEDC test programme. This data is useful in comparing the fuel consumption of different vehicles, however it may not be the fuel consumption achieved in practice. This will depend on traffic and road conditions, accessories fitted and how the vehicle is driven.

Please note that from December 2021 the NZTA has standardised the reporting of all Fuel Consumption and Emissions data based on 3-Phase WLTP, using a formula to convert NEDC to 3P-WLTP. This data will appear on websites such as Rightcar and Fuelsaver.

The details and specifications described are subject to change without notice. Please consult your local Mazda dealer for exact information.

# MAZDA MX-5

## EQUIPMENT

O: Standard Δ: Optional —: Not available

MODEL		MAZDA MX-5	
Body Style		Soft top	Retractable hardtop
Drivetrain		RWD	
Engine		SKYACTIV-G 2.0	
Grade		GT	Limited
MECHANICAL			
Automatic transmission drive selector	SPORT	—	O
Asymmetrical Limited Slip Differential		O	—
EXTERIOR			
Tyres and wheels	205/45R17 with 17 x 7.0J BBS forged alloy wheels (Gun metallic)	O	—
	205/45R17 with 17 x 7.0J alloy wheels (Black metallic)	—	O
Headlamps	Adaptive LED (ALH) with auto on/off	O	O
	Daytime running lights	LED	LED
Parking Aids	Parking sensors, rear	O	O
	Reverse camera	O	O
Bumpers and trim	Front & rear body coloured	O	O
Exterior mirrors	Gloss black, power adjustment, heated	O	O
Roof type	Soft top (cloth)	O	—
	Retractable hardtop	—	O
INTERIOR			
Rear view mirror	Auto dimming	Frameless	Frameless
Infotainment	AM/FM radio with Radio Data System (RDS)	O	O
	Bluetooth® hands-free phone and audio capability	O	O
	Audio system	Bose®, 9 speakers	Bose®, 9 speakers
	Infotainment screen	8.8-inch	8.8-inch
	Satellite navigation	O	O
	Apple CarPlay® & Android® Auto	O	O
Air conditioning	Climate control	O	O
Steering wheel	Leather	O	O
	Paddle shift gear control	—	O
SEATS			
Interior trim	Leather	O	O
Seats (front)	Rake, slide adjust	Passenger	Passenger
	Rake, slide, tilt adjust	Driver	Driver
	Heated	O	O

# MAZDA MX-5

## EQUIPMENT

O: Standard Δ: Optional —: Not available

MODEL		MAZDA MX-5	
Body Style		Soft top	Retractable hardtop
Drivetrain		RWD	
Engine		SKYACTIV-G 2.0	
Grade		GT	Limited
<b>SAFETY†</b>			
Airbags SRS	Front (Driver & passenger); Side (front)	O	O
Anti-lock braking system (ABS)		O	O
Blind Spot Monitoring (BSM)	with Vehicle Exit Warning Function	O	O
Cruise Control		O	O
Driver Attention Alert (DAA)		O	O
Dynamic Stability Control (DSC)		O	O
Emergency Stop Signalling system (ESS)		O	O
Driver Attention Alert (DAA)		O	O
Dynamic Stability Control (DSC)		—	O
Dynamic Stability Control (DSC)	with Track Mode	O	—
Emergency Stop Signalling system (ESS)		O	O
Forward Obstruction Warning (FOW)		O	O
Hill Launch Assist (HLA)		O	O
Intelligent Speed Assist (ISA)		O	O
Lane Departure Warning (LDW)		O	O
Manual Speed Limiter (MSL)		O	O
Rear Cross Traffic Alert (RCTA)		O	O
Smart Brake Support (SBS)	Rear Crossing (SBS-RC)	O	O
Smart City Brake Support (SCBS)	Forward & reverse	O	O
Traction Control System (TCS)		O	O
Traffic Sign Recognition (TSR)		O	O
Tyre Pressure Monitoring System (TPMS)		O	O

† Driver assist technology only and should not be used in place of skilled and safe driving practices. It is the driver's sole responsibility to monitor vehicle surroundings and conditions and comply with all applicable laws at all times.

# MAZDACARE<sub>⚡</sub>

Mazdacare\* is a comprehensive programme designed to make owning your new MX-5 as worry-free as possible.



**5**  
YEAR

**GENUINE  
SCHEDULED  
SERVICING**

## **5 YEAR/100,000 KILOMETRE SERVICING AT NO EXTRA COST<sup>^</sup>**

Your new MX-5 includes 5 years or 100,000km (whichever occurs first) of Mazdacare Genuine Mazda Scheduled Servicing at no extra cost. Each service is carried out by a Mazda factory-trained Service Specialist using the latest in vehicle diagnostic equipment, to help maintain optimum driving performance and protect your investment.

**5**  
YEAR

**UNLIMITED  
KILOMETRE  
WARRANTY**

## **5 YEAR/UNLIMITED KILOMETRE NEW VEHICLE WARRANTY<sup>†</sup>**

The quality built into your new MX-5 is backed by a 5 year, unlimited kilometre manufacturer's warranty.

- 5 year/unlimited kilometre Comprehensive New Vehicle Warranty.
- 5 year/unlimited kilometre Corrosion and Anti-Perforation Warranty.

**5**  
YEAR

**MAZDA ON CALL  
ROADSIDE  
ASSISTANCE**

## **5 YEAR/UNLIMITED KILOMETRE MAZDA ON CALL ROADSIDE ASSISTANCE**

Included in your Mazdacare cover is the back-up and motoring support offered through Mazda On Call. Whether it's a flat battery, keys locked in vehicle, accident support or a flat tyre, we've got you covered, anywhere, day or night, any time of the year. Our support centres are ready to help with any advice you may need. Call 0800 800 626.

\* Your Mazdacare support programme is effective from the date of first registration.

<sup>^</sup>Mazda New Zealand covers all routine service maintenance costs including parts, lubricants and labour for the duration of the programme when service is performed by an authorised Mazda Dealer.

<sup>†</sup>Visit [mazda.co.nz/passenger-vehicle-warranty](http://mazda.co.nz/passenger-vehicle-warranty) to see full disclosure of items covered by the 5 year/unlimited km New Passenger Vehicle Warranty.

For more information on Mazdacare, go to [mazda.co.nz/services/mazdacare](http://mazda.co.nz/services/mazdacare)



---

All care is taken to ensure the accuracy of this brochure at the time of publication. Specifications, features and model availability may vary from Dealer to Dealer and may change without notice. Please refer to [mazda.co.nz](http://mazda.co.nz) or consult your Mazda Dealer prior to placing an order to ascertain current information on model availability, specification, options, features and prices. Mazda Motors of New Zealand Limited will not be liable for any loss arising from the information in this brochure, whether in negligence or otherwise. Mazda Motors of New Zealand Limited, PO Box 132057, Sylvia Park, Auckland 1644.

[www.mazda.co.nz](http://www.mazda.co.nz)  
May 2026  
MZ4900708