



# MAZDA CX-60

## SPECIFICATIONS

# MAZDA CX-60

---

GRADE OVERVIEW



**SP**

e-SKYACTIV G 3.3 Hybrid All-Wheel Drive



**Takami**

e-SKYACTIV G 3.3 Hybrid All-Wheel Drive



**Takami Kuro**

e-SKYACTIV G 3.3 Hybrid All-Wheel Drive

---

# MAZDA CX-60

## EXTERIOR AND INTERIOR COLOURS

---



Soul Red Crystal Metallic (46V)



Machine Grey Metallic (46G)



Rhodium White Metallic (51K)



Jet Black Mica (41W)




Deep Crystal Blue Mica (42M)



Polymetal Grey Metallic (47C)




Platinum Quartz Metallic (47S)



Leather, Black  
SP



Nappa Leather, Pure White  
Takami



Nappa Leather, Tan  
Takami Kuro


# MAZDA CX-60

## SPECIFICATIONS

MODEL		MAZDA CX-60	
Drivetrain		i-Activ AWD	
Engine		e-SKYACTIV G 3.3 M Hybrid Boost	
DIMENSIONS & WEIGHTS			
Overall length		mm	4,740
Overall width -excluding mirrors		mm	1,890
Overall height		mm	1,688
Wheelbase		mm	2,870
Track	Front / Rear	mm	1,640 / 1,645
Ground clearance	Laden / Unladen	mm	175 / 179
Turning circle	Kerb to kerb	m	10.8
Luggage capacity (VDA)	All seats upright, up to window line (without underfloor storage)	l	477
	2nd row seats folded down, up to window line / ceiling (without underfloor storage)	l	1,148 / 1,726
Gross vehicle mass (GVM)		kg	2,500
Kerb weight - total		kg	1,926-1,953*
Towing capacity	Unbraked / Braked	kg	750 / 2,500
Tow ball download maximum		kg	150

\*Subject to model grade

### DIMENSIONS (mm)



# MAZDA CX-60

## SPECIFICATIONS

MODEL		MAZDA CX-60
Drivetrain		i-Activ AWD
Fuel		Petrol
ENGINE		e-SKYACTIV G 3.3 M Hybrid Boost
Type		3.3 litre in-line 6 cylinder 24-valve DOHC S-VT petrol turbo
Displacement	cc	3,283
Bore x Stroke	mm	86.0 x 94.2
Compression ratio		12.0:1
Maximum power	kW/rpm	209/5,000-6,000
Maximum torque	Nm/rpm	450/2,000-3,500
Recommended fuel type		Unleaded 91RON or greater (up to E10)
Fuel tank capacity	l	58
Fuel consumption (l/100km)*	Combined 3P-WLTP	7.9
CO <sub>2</sub> emissions (g/km)*		178
TRANSMISSION		
Type		8-speed automatic
Gear ratios	1st	5.258
	2nd	3.303
	3rd	2.129
	4th	1.705
	5th	1.300
	6th	1.000
	7th	0.822
	8th	0.628
	Reverse	4.034
Final drive ratio		3.692
STEERING		
Type		Rack and pinion
Power steering type		Electric Power-Assisted Steering
SUSPENSION		
Type	Front / Rear	Double wishbone / Multi-link
BRAKES		
Type	Front / Rear	Ventilated discs / Ventilated discs
Diameter	Front / Rear	mm 347 / 328
TYRES & WHEELS		
Tyre size		235/50R20
Wheel size		20 x 7.5J
Spare wheel		Steel (temporary)

\*Mazda fuel consumption and emission figures are based on results under the WLTP test programme. This data is useful in comparing the consumption of different vehicles, however it may not be the consumption achieved in practice. This will depend on factors such as road conditions, traffic, accessories and how the vehicle is driven.

^The details and specifications described are subject to change without notice. Please consult your local Mazda dealer for exact information.

# MAZDA CX-60

## EQUIPMENT

O: Standard —: Not available

MODEL		MAZDA CX-60		
Drivetrain		i-Activ AWD		
Engine		e-SKYACTIV G 3.3 M Hybrid Boost		
Type		SP	Takami	Takami Kuro
<b>MECHANICAL</b>				
Mi-Drive	Modes: Normal, Sport, Off-Road, Towing*	O	O	O
<b>EXTERIOR</b>				
Tyres and wheels	235/50R20 with 20 x 7.5J alloy wheels (Black metallic machined)	—	O	—
	235/50R20 with 20 x 7.5J alloy wheels (Black metallic)	O	—	O
Headlamps	LED headlights with High Beam Control (HBC) and auto on/off	O	—	—
	Adaptive LED (ALH) with auto on/off	—	O	O
	Daytime running lights	LED	LED	LED
Parking aids	Parking sensors, front and rear	O	O	O
	Reverse camera	O	O	O
	360° View Monitor	O	See-Through View	See-Through View
Front grille	Bar type in piano black, chrome signature wing	—	O	—
	Honeycomb in piano black, black chrome signature wing	O	—	O
Bumpers and trim	Front and rear full body coloured lower bumper mouldings, chrome side signature and window trim		O	—
	Front and rear full body coloured lower bumper mouldings, dark side signature	O	—	O
Privacy glass	Rear side and rear windows	O	O	O
Exterior mirrors	Body coloured, power adjustment, heated, auto fold and dim (driver) with memory	—	O	—
	Piano black, power adjustment, heated, auto fold and dim (driver) with memory	O	—	O
Sunroof	Panoramic glass, power sliding and tilt	—	O	O
Tailgate operation	Remote operated power tailgate (open/close)	O	—	—
	Handsfree power tailgate (open/close)	—	O	O

\*Towing Mode only active when fitted with a Mazda Genuine Towing Kit.

# MAZDA CX-60

## EQUIPMENT

O: Standard —: Not available

MODEL		MAZDA CX-60		
Drivetrain		i-Activ AWD		
Engine		e-SKYACTIV G 3.3 M Hybrid Boost		
Type		SP	Takami	Takami Kuro
<b>INTERIOR</b>				
Rear view mirror	Auto dimming	Frameless	Frameless	Framless
Infotainment	AM/FM radio with Radio Data System (RDS)	O	O	O
	Bluetooth® hands-free phone and audio capability	O	O	O
	Audio system	8 speakers	Bose®, 12 speakers	Bose®, 12 speakers
	Infotainment screen	12.3-inch touchscreen	12.3-inch touchscreen	12.3-inch touchscreen
	Satellite navigation	O	O	O
	Apple CarPlay® & Android® Auto	O	O	O
	Wireless mobile phone charging (Qi)	O	O	O
Multi-information meter display	12.3-inch TFT display	O	O	O
Mazda Driver Personalisation System	Includes seat, Active Driving Display, exterior mirrors and other vehicle settings	O	O	O
	Ingress / Egress support & automatic driver position guide	—	O	O
Power outlet	220V/150W AC, rear centre console	O	O	O
Active Driving Display (ADD)	Colour windscreen	O	O	O
Air conditioning	Dual zone climate control with rear vents	O	O	O
Steering wheel	Leather	O	O	O
	Paddle shift gear control	O	O	O
	Heated	—	O	O
	Electric adjustment with memory	—	O	O
Console and Door Panel trim	Mesh metal film console, vinyl leather-like dashboard panel	O	—	—
	White Maple Wood console, Woven fabric with detailed stitching dashboard panel	—	O	—
	Wood-like film console, synthetic suede dashboard panel	—	—	O
<b>SEATS</b>				
Interior trim	Leather	O	—	—
	Nappa Leather	—	O	O
Seats (front)	Rake, slide, height, tilt adjust	Driver & passenger	Driver & passenger	Driver & passenger
	Lumbar adjustment	Driver	Driver & passenger	Driver & passenger
	Power adjustment	10-way (driver) 8-way (passenger)	10-way (driver) 10-way (passenger)	10-way (driver) 10-way (passenger)
	Memory function (2-position)	Driver	Driver	Driver
	Heated	O	O	O
	Ventilated	—	O	O
Seats (rear)	Centre fold down armrest	O	O	O
	Heated (outer)	—	O	O
	Split fold backrest	40/20/40	40/20/40	40/20/40

The details and specifications described are subject to change without notice. Please consult your local Mazda dealer for exact information.

# MAZDA CX-60

## EQUIPMENT

O: Standard —: Not available

MODEL		MAZDA CX-60		
Drivetrain		i-Activ AWD		
Engine		e-SKYACTIV G 3.3 M Hybrid Boost		
Type		SP	Takami	Takami Kuro
<b>SAFETY</b>				
Airbags SRS	Front (Driver & Passenger); Side (Front & Rear); Far-side (Driver); Curtain (Front & Rear); Knee (Driver)	O	O	O
Anti-lock braking system (ABS)		O	O	O
Blind Spot Monitoring (BSM)	Rear Cross Traffic Alert (RCTA)	O	O	O
	Vehicle exit warning function	O	O	O
Child restraint anchor points	ISOFIX x2, top tether x 3	O	O	O
Cruise Control	Mazda Radar Cruise Control (MRCC) with automatic Stop & Go function	O	O	O
Cruising & Traffic Support (CTS)		—	O	O
Driver Attention Alert (DAA)		O	O	O
Driver Monitoring (DM)		O	O	O
Dynamic Stability Control (DSC)		O	O	O
Emergency Stop Signalling System (ESS)		O	O	O
Front Cross Traffic Alert (FCTA)		O	O	O
Hill Descent Control (HDC)		O	O	O
Hill Launch Assist (HLA)		O	O	O
Intelligent Speed Assist (ISA)		O	O	O
Lane Departure Warning (LDW)		O	O	O
Lane-Keep Assist System (LAS)	with Blind Spot Assist	O	O	O
Smart Brake Support (SBS)	Front (SBS) with Turn Across Traffic	O	O	O
	Rear (SBS-R)	O	O	O
	Rear Crossing (SBS-RC)	O	O	O
Smart Keyless Entry		O	O	O
Traction Control System (TCS)		O	O	O
Traffic Sign Recognition (TSR)		O	O	O
Tyre Pressure Monitoring System (TPMS)		O	O	O

Driver assist technology should not be used in place of skilled and safe driving practices. It is the driver's sole responsibility to monitor vehicle surroundings and conditions and comply with all applicable laws at all times.

The details and specifications described are subject to change without notice. Please consult your local Mazda dealer for exact information.

# MAZDACARE

Mazdacare\* is a comprehensive programme designed to make owning your new CX-60 as worry-free as possible.



\* Your Mazdacare support programme is effective from the date of first registration.

^Mazda New Zealand covers all routine service maintenance costs including parts, lubricants and labour for the duration of the programme when service is performed by an authorised Mazda Dealer.

†Visit [mazda.co.nz/passenger-vehicle-warranty](https://mazda.co.nz/passenger-vehicle-warranty) to see full disclosure of items covered by the 5 year/unlimited km New Passenger Vehicle Warranty.

**5**  
YEAR

**GENUINE  
SCHEDULED  
SERVICING**

## **5 YEAR/100,000 KILOMETRE SERVICING AT NO EXTRA COST<sup>^</sup>**

Your new CX-60 includes 5 years or 100,000km (whichever occurs first) of Mazdacare Genuine Mazda Scheduled Servicing at no extra cost. Each service is carried out by a Mazda factory-trained Service Specialist using the latest in vehicle diagnostic equipment, to help maintain optimum driving performance and protect your investment.

**5**  
YEAR

**UNLIMITED  
KILOMETRE  
WARRANTY**

## **5 YEAR/UNLIMITED KILOMETRE NEW VEHICLE WARRANTY<sup>†</sup>**

The quality built into your new CX-60 is backed by a 5 year, unlimited kilometre manufacturer's warranty.

- 5 year/unlimited kilometre Comprehensive New Vehicle Warranty.
- 5 year/unlimited kilometre Corrosion and Anti-Perforation Warranty.

**5**  
YEAR

**MAZDA ON CALL  
ROADSIDE  
ASSISTANCE**

## **5 YEAR/UNLIMITED KILOMETRE MAZDA ON CALL ROADSIDE ASSISTANCE**

Included in your Mazdacare cover is the back-up and motoring support offered through Mazda On Call. Whether it's a flat battery, keys locked in vehicle, accident support or a flat tyre, we've got you covered, anywhere, day or night, any time of the year. Our support centres are ready to help with any advice you may need. Call 0800 800 626.

For more information on Mazdacare, go to [mazda.co.nz/services/mazdacare](https://mazda.co.nz/services/mazdacare)



---

All care is taken to ensure the accuracy of this brochure at the time of publication. Specifications, features and model availability may vary from Dealer to Dealer and may change without notice. Please refer to [mazda.co.nz](http://mazda.co.nz) or consult your Mazda Dealer prior to placing an order to ascertain current information on model availability, specification, options, features and prices. Mazda Motors of New Zealand Limited will not be liable for any loss arising from the information in this brochure, whether in negligence or otherwise. Mazda Motors of New Zealand Limited, PO Box 132057, Sylvia Park, Auckland 1644.

[www.mazda.co.nz](http://www.mazda.co.nz)  
May 2026  
MZ4900707