



RELIABLE: GRACO AND PMC ARE THE PREMIER NAMES IN THE POLYURETHANE PROCESSING EQUIPMENT INDUSTRY, BACKED BY OUR FACTORY-TRAINED TECHNICIANS OFFERING EXPERT SUPPORT FOR THEIR SYSTEMS.



VERSATILE: GRACO AND PMC PROVIDE UNITS FOR EVERY BUDGET AND NEED, FROM GEOTECH SYSTEMS TO SPRAY FOAM AND HIGH-PRESSURE POLYUREA APPLICATIONS, THESE MACHINES CAN DO IT ALL.



CUSTOMIZABLE: GRACO AND PMC PROPORTIONERS OFFER VARIOUS HEATER CONFIGURATIONS, HOSE LENGTHS, AND MORE TO SUIT YOUR NEEDS.



POWER OPTIONS: GRACO AND PMC PROPORTIONERS CAN RUN ON PROPERLY SIZED GENERATORS, AIR COMPRESSORS, OR SHORE POWER FOR ON-SITE OR PORTABLE SETUPS.



BUILT TO LAST: ENGINEERED WITH HIGH-QUALITY COMPONENTS TO HANDLE DEMANDING ENVIRONMENTS AND REDUCE DOWNTIME.

(866) 678-5283

WWW.NCFIGEO.COM

SCAN
ME! >>



***Polyurethane
Proportioners***





Power Your Geotechnical Projects
with Trusted Proportioners from NCFI.

Authorized Dealer of GRACO and PMC



GRACO PROPORTIONERS



GRACO REACTOR 2 | E-30

This electric spray foam machine delivers next-gen technology for geotechnical applications, featuring improved performance, a compact design, advanced control modules, remote access, and real-time monitoring for optimal productivity and quick troubleshooting.

- OUTPUT:** 30 LB (13.6 KG)/MIN
- MAX WORKING PRESSURE:** 2,000 PSI (138 BAR)
- MIN WORKING PRESSURE:** NA
- MAX HOSE LENGTH:** 310 FT (94 M)
- REACTOR APP COMPATABLE:** YES



GRACO REACTOR 2 | H-30

Delivers high output spraying of up to 28 lb (12.3 kg) per minute, making it ideal for medium to high-output, with advanced technology that enhances performance, reduces downtime, and allows for mobile control and real-time monitoring.

- OUTPUT:** 28 LB (12.3 KG)/MIN
- MAX WORKING PRESSURE:** 2,000 PSI (138 BAR)
- MIN WORKING PRESSURE:** 700 PSI (48 BAR, 4.8 MPA)
- MAX HOSE LENGTH:** 310 FT (94 M)
- REACTOR APP COMPATABLE:** YES



GRACO REACTOR 2 | H-40

This hydraulic spray foam machine offers high output spraying of up to 52 lb (23.6 kg) per minute, advanced technology for improved operational efficiency, and is ideal for geotechnical applications such as soil stabilization and foundation lifting.

- OUTPUT:** 45 LB (20 KG)/MIN
- MAX WORKING PRESSURE:** 2,000 PSI (138 BAR)
- MIN WORKING PRESSURE:** 600 PSI (41 BAR, 4.1 MPA)
- MAX HOSE LENGTH:** 410 FT (125 M)
- REACTOR APP COMPATABLE:** YES



GRACO REACTOR 2 | H-50

Perfect for geotechnical applications, delivering up to 52 lb (23.6 kg) per minute for high-volume projects while offering advanced control technology, reduced downtime, and enhanced productivity through real-time monitoring and easy troubleshooting.


- OUTPUT:** 52 LB (23.6 KG)/MIN
- MAX WORKING PRESSURE:** 2,000 PSI (138 BAR)
- MIN WORKING PRESSURE:** 600 PSI (41 BAR, 4.1 MPA)
- MAX HOSE LENGTH:** 410 FT (125 M)
- REACTOR APP COMPATABLE:** YES





PMC PH PROPORTIONERS

PMC PH-2



Ideal for residential applications, this is the most affordable hydraulic proportioner with horizontal pumps. It features a Pressure Balance Control System, inlet monitoring, and countdown shutoff for enhanced performance.

OUTPUT: 28 LBS/MIN(12.70 KG/MIN)

MAX WORKING PRESSURE: 2,000 PSI (138 BAR)

MAX HOSE LENGTH: 210 FT (64 M) W/70V TRANS
310 FT (94.5 M) W/90V TRANS
410 FT (121.9 M) W/120V TRANS

HEATER WATTAGE: 7,500W / 9,000W / 10,500W / 14,000W

HOSE HEATING POWER: 70 V, 90 V OR 120 V



PMC PH-25



Delivers rugged, high-output performance for geotechnical foam and coating applications, with easy troubleshooting, pressure balance control, and precise digital temperature settings.

OUTPUT: 30 LBS/MIN (13.6 KG/MIN)

MAX WORKING PRESSURE: 2,000 PSI (138 BAR)

MAX HOSE LENGTH: 410 FT (121.9 M)

HEATER WATTAGE: 8,000W / 10,000W / 12,000W / 15,000W

HOSE HEATING POWER: 90 VOLTS



PMC PH-40



This proportioner is a reliable, high-performance solution for geotechnical applications like soil stabilization, foundation lifting, and void filling, offering consistent output, real-time temperature control, and easy maintenance.

OUTPUT: 40 LBS/MIN (18.14 KG/MIN)

MAX WORKING PRESSURE: 2,000 PSI (138 BAR)

MAX HOSE LENGTH: 410 FT (121.9 M)

HEATER WATTAGE: 15,000W / 18,000W / 21,000W

HOSE HEATING POWER: 120 VOLTS



PMC PH-55



The PH-55, with 55 lbs./min output, is PMC's highest-output low-pressure proportioner. Built for tough environments, it features dual 21kW heaters, perfect for demanding commercial applications.

OUTPUT: 55 LBS/MIN (24.95 KG/MIN)

MAX WORKING PRESSURE: 2,000 PSI (138 BAR)

MAX HOSE LENGTH: 410 FT (121.9 M)

HEATER WATTAGE: 21,000 WATTS (TOTAL)

HOSE HEATING POWER: 120 VOLTS





PMC PHX-2



Ideal for residential applications, this affordable hydraulic proportioner with horizontal pumps features a Pressure Balance Control System, inlet monitoring, and countdown shutoff for improved performance.

OUTPUT: 1.7 GAL/MIN (6.43 LITERS/MIN)

MAX WORKING PRESSURE: 3,000 PSI (206 BAR)

MAX. HOSE LENGTH: 410 FT (121.9 M)

HEATER WATTAGE: 9,000 W / 10,500 W / 14,000 W

HOSE HEATING POWER: 70 V, 90 V OR 120 V

MAX FLUID TEMP: 190 °F (87.7 °C)



PMC PHX PROPORTIONERS

PMC PHX-25



Ideal for plural component coatings applications, the PHX-25 delivers 1.9 gal/min and effectively handles a variety of small to medium-scale coating tasks with its durable "Classic" two-heater design.

OUTPUT: 1.9 GAL/MIN (7.19 LITERS/MIN)


MAX WORKING PRESSURE: 3,000 PSI (206 BAR)

MAX HOSE LENGTH: 410 FT (94.5 M)

HEATER WATTAGE: 7,500W / 9,000W / 10,500W / 14,000W

HOSE HEATING POWER: 90 VOLTS

MAX FLUID TEMP: 190 °F (87.7 °C)



PMC PHX-40



Ideal for high-output plural component applications, the PHX-40 offers exceptional value as a dual-heater proportioner, delivering a 2.8 gal/min output and designed for medium to large-scale commercial coating tasks.

OUTPUT: 2.8 GAL/MIN (10.59 LITERS/MIN)


MAX WORKING PRESSURE: 3,500 PSI (241 BAR)

MAX HOSE LENGTH: 410 FT (121.9 M)

HEATER WATTAGE: 15,000W / 18,000W / 21,000W

HOSE HEATING POWER: 120 VOLTS

MAX FLUID TEMP: 190 °F (87.7 °C)



PMC PHX-55



With an output of 55 lbs/min, the PH-55 is PMC's highest-output low-pressure proportioner. Built for tough conditions, it features dual 21kW heaters, making it ideal for the most demanding commercial applications.

OUTPUT: 3.25 GAL/MIN (12.3 LITERS/MIN)

MAX WORKING PRESSURE: 3,500 PSI (241 BAR)

MAX HOSE LENGTH: 410 FT (94.5 M)

HEATER WATTAGE: 21,000 WATTS (TOTAL)

HOSE HEATING POWER: 120 VOLTS

MAX FLUID TEMP: 190 °F (87.7 °C)



PMC PREMIER PROPORTIONERS



PMC PREMIER



Perfect for high-output residential and commercial applications, this robust classic pump line offers touchscreen control and remote capabilities, with streamlined data recording and easy access to reports through an intuitive interface.

OUTPUT: 40 LBS/MIN (18.14 KG/MIN)

MAX. WORKING PRESSURE: 2,000 PSI (138 BAR)

MAX. HOSE LENGTH: 410 FT (121.9 M)

HEATER WATTAGE: 18,000W (DUAL HTR)

HOSE HEATING POWER: 120 VOLTS

MAX. FLUID TEMP: 190 °F (87.7 °C)



PMC PREMIER MACH 2



The Premier Mach II dual-gun proportioner is the latest innovation in PMC's lineup, bringing a new level of excitement to the spray foam industry. It combines the efficiency of dual-gun operation with a cutting-edge, user-friendly interface, offering a powerful and easy-to-use solution.

Boost Efficiency. Spray with two guns at once for faster jobs and lower equipment costs.

Accurate Control. Real-time metrics ensure precise pressure, temperature, and ratio.

Guaranteed Performance. Always spray on-ratio and at optimal settings.

Flexible Compatibility. Works with any gun—PMC, competitor, or a mix.

Track & Report. Access real-time and historical data anytime you need it.

Remote Access. Monitor machines from any internet-connected device.



NCFI SUPPORTS YOU

At NCFI Polyurethanes, we are dedicated to keeping your projects running smoothly with reliable support for proportioners and equipment. As an authorized dealer of PMC and Graco equipment, our in-house service team is expertly trained across multiple brands, offering technical assistance whether you purchased your equipment from us or not. From setup and on-site training to troubleshooting, we ensure your operations stay efficient and productive.

With American-made polyurethane systems and stringent quality control, we deliver top-tier products and responsive service to meet your needs. Our commitment to minimizing downtime and maximizing performance makes NCFI a trusted partner for contractors seeking durable solutions and industry-leading support.

Contractor Support: 866-812-7320
techservice@ncfi.net



Interested in a Polyurethane Rig?
Check out our Trailer Packages!

WWW.NCFIGEO.COM



Interested in a Trailer?

NCFI trailers are designed to revolutionize polyurethane concrete work. Built for durability and efficiency, they feature top-tier equipment and a streamlined layout to enhance your workflow. Customization options cater to your unique needs, while NCFI's industry-leading support ensures you always have solutions. More than just a trailer, NCFI is your partner in success.



Optimized Design

Making projects streamlined for efficiency and ease-of-use.



Built Tough

Built for heavy work and rough terrain for the toughest jobs.



Comprehensive Support

Industry-leading support keeps you up and running.



World-Class Components

Field tested and trusted equipment like Graco and PMC.




Have a Box Truck or Van?

We provide customization and retrofit services.



NCFI Trailer Packages

Customizable. Durable.
Built for Polyurethane Performance.



NCFI trailers are the ultimate solution for concrete lifting contractors, offering efficiency and adaptability. Prebuilt and ready to use, they minimize setup time and maximize workflow. Whether for industrial or residential projects, their versatile, customizable design meets diverse needs, providing a reliable and professional workspace to transform your operations.

*Each trailer comes standard with the PMC PH-2 but can be customized with any PMC or Graco proportioner to meet specific project requirements.

Feature	16' V-Nose	18' V-Nose	20' V-Nose	28' Gooseneck
GVW Rating	10,400 lbs	14,000 lbs	14,000 lbs	16,000 lbs
Axels, Wheels & Tires	5200-lb. Dexter Leaf Spring Axles w/Electric Brakes 16" Steel Wheels, 16" Spare Tire	7000-lb. Dexter Torflex Axles w/Electric Brakes 16" Radial Star Aluminum Wheels, 16" Spare Tire	17000-lb. Dexter Torflex Axles w/Electric Brakes 16" Steel Wheels, 16" Spare Tire	8000-lb. Dexter Torflex Axles w/Electric Brakes 16" Heavy Duty Steel Wheels, 16" Spare Tire
Electrical Package	21 kW 3 Phase Industrial Diesel Generator w/ Digital Control Panel and Electric Start	30 kW 3 Phase Industrial Diesel Generator w/ Digital Control Panel and Electric Start	30 kW 3 Phase Industrial Diesel Generator w/ Digital Control Panel and Electric Start	30 kW 3 Phase Industrial Diesel Generator w/ Digital Control Panel and Electric Start
Interior	Partition Wall with Optional 20" Commercial Grade Steel Door (\$300)	Partition Wall with Optional 20" Commercial Grade Steel Door (\$300)	Two Partition Walls with Two 26" Side Doors	Partition Wall with Optional 20" Commercial Grade Steel Door (\$300)
Air Compressor & Dryer Package	Rotary Screw Air Compressor, 5hp 3 phase motor, 30 gal Horizontal Air Storage Tank, 24 CFM @ 125 psi - Continuous Run High Eff. Pump. 20 CFM High Inlet Temp. Refrigerated Air Dryer	Rotary Screw Air Compressor, 5hp 3 phase motor, 30 gal Horizontal Air Storage Tank, 24 CFM @ 125 psi - Continuous Run High Eff. Pump. 20 CFM High Inlet Temp. Refrigerated Air Dryer	Rotary Screw Air Compressor, 5hp 3 phase motor, 30 gal Horizontal Air Storage Tank, 24 CFM @ 125 psi - Continuous Run High Eff. Pump. 20 CFM High Inlet Temp. Refrigerated Air Dryer	Rotary Screw Air Compressor, 5hp 3 phase motor, 30 gal Horizontal Air Storage Tank, 17 CFM @ 120 psi - Continuous Run High Eff. Pump. 20 CFM High Inlet Temp. Refrigerated Air Dryer



AUTHORIZED GRACO AND PMC DEALER

WWW.NCFIGEO.COM

(866) 678-5283
INFO@NCFI.COM