

**Spa Francorchamps**

**Porsche Sixt Carrera Cup Deutschland**  
**Free Practice**

**Provisional Results**



**SIXT CARRERA CUP DEUTSCHLAND**

Clas	Nº	Driver	Nat	Cat	Clas	Team	Nat	Vehicle	Laps	Best	Time	Gap	Interval	Km/h
1	27	Matheus Ferreira	BRA			Team GP Elite	NLD	Porsche 911 Cup	20	18	2:18.553			181.9
2	44	Theo Oeverhaus	DEU			ID Racing	DEU	Porsche 911 Cup	15	14	2:18.713	0.160	0.160	181.7
3	11	Chester Kieffer	LUX	Rookie	1	SCHUMACHER CLRT	BEL	Porsche 911 Cup	19	17	2:18.803	0.250	0.090	181.6
4	91	Gian Luca Tüccaroglu	DEU			Team75 Bernhard	DEU	Porsche 911 Cup	19	18	2:18.920	0.367	0.117	181.5
5	3	Keagan Masters	ZAF			Proton Competition	DEU	Porsche 911 Cup	17	17	2:18.934	0.381	0.014	181.4
6	13	Alexander Tauscher	DEU			Target	ITA	Porsche 911 Cup	17	14	2:18.953	0.400	0.019	181.4
7	12	Flynt Schuring	NLD			SCHUMACHER CLRT	BEL	Porsche 911 Cup	21	19	2:18.960	0.407	0.007	181.4
8	57	Gustav Burton	GBR			Forch Racing by Atlas Ward	POL	Porsche 911 Cup	18	17	2:18.980	0.427	0.020	181.4
9	14	Caleb Sumich	AUS	Rookie	2	Target	ITA	Porsche 911 Cup	16	15	2:19.314	0.761	0.334	180.9
10	77	Louis Perrot	FRA			Forch Racing by Atlas Ward	POL	Porsche 911 Cup	21	20	2:19.329	0.776	0.015	180.9
11	34	Dirk Schouten	NLD			Looping by CarTech	DEU	Porsche 911 Cup	21	19	2:19.363	0.810	0.034	180.9
12	95	Joseph Warhurst	GBR			Target	ITA	Porsche 911 Cup	15	14	2:19.382	0.829	0.019	180.9
13	10	Niels Langeveld	NLD			Laptime-Performance	DEU	Porsche 911 Cup	20	19	2:19.400	0.847	0.018	180.8
14	25	Wouter Boerekamps	NLD			Team GP Elite	NLD	Porsche 911 Cup	20	17	2:19.479	0.926	0.079	180.7
15	28	Aldo Festante	ITA			Target	ITA	Porsche 911 Cup	16	15	2:19.520	0.967	0.041	180.7
16	98	Nick Ho	NLD	Rookie	3	Team GP Elite	NLD	Porsche 911 Cup	19	17	2:19.562	1.009	0.042	180.6
17	65	Sam Jongejan	NLD	Rookie	4	Team75 Bernhard	DEU	Porsche 911 Cup	16	16	2:19.645	1.092	0.083	180.5
18	88	Daniel Ros	SWE			Team Proton	DEU	Porsche 911 Cup	19	17	2:19.799	1.246	0.154	180.3
19	32	Tim Reiter	DEU			Looping by CarTech	DEU	Porsche 911 Cup	20	20	2:20.069	1.516	0.270	180.0
20	17	Gustav Bergström	SWE	Rookie	5	Team Proton	DEU	Porsche 911 Cup	19	18	2:20.275	1.722	0.206	179.7
21	16	Max Mutschlechner	DEU	Rookie	6	Target Competition	ITA	Porsche 911 Cup	17	16	2:20.286	1.733	0.011	179.7
22	6	Dylan Yip	HKG	Rookie	7	Team Proton	DEU	Porsche 911 Cup	17	16	2:20.711	2.158	0.425	179.1
23	4	Jonas Greif	DEU			GP Elite	NLD	Porsche 911 Cup	18	17	2:20.876	2.323	0.165	178.9
24	99	Marcus Amand	FIN			Proton Competition	DEU	Porsche 911 Cup	18	15	2:21.051	2.498	0.175	178.7
25	56	Alexandra Vateva	BGR	Rookie	8	Target Competition	ITA	Porsche 911 Cup	17	15	2:21.103	2.550	0.052	178.6
26	66	Montego Maassen	DEU	Rookie	9	Forch Racing by Atlas Ward	POL	Porsche 911 Cup	16	4	2:21.247	2.694	0.144	178.5
27	54	Michael Essmann	DEU	ProAm	1	Team75 Bernhard	DEU	Porsche 911 Cup	17	16	2:21.369	2.816	0.122	178.3
28	31	Sebastian Freymuth	DEU			Laptime-Performance	DEU	Porsche 911 Cup	19	3	2:21.475	2.922	0.106	178.2
29	84	Ahmad Alshehab	QAT	ProAm	2	ID Racing	DEU	Porsche 911 Cup	14	13	2:21.806	3.253	0.331	177.8
30	5	Sören Spreng	DEU	ProAm	3	GP Elite	NLD	Porsche 911 Cup	20	19	2:22.391	3.838	0.585	177.0
31	23	Samer Shahin	AUS	ProAm	4	GP Elite	NLD	Porsche 911 Cup	19	17	2:22.712	4.159	0.321	176.6
32	22	Rey King	GBR	ProAm	5	ID Racing	DEU	Porsche 911 Cup	16	12	2:23.557	5.004	0.845	175.6

**\* PENALTIES**

SUBJECT TO FINAL SCRUTINEERING!

SOME LAP TIMES DELETED DUE TRACK LIMITS

Car 23 black flag for Track Limits

Car 6 black flag for Track Limits

Car 66 black flag for Track Limits

Published at:.....

Track Temp: **22.6 °C** Air Temp: **10.2 °C** Humidity: **60 %** Track Status: **WET**

**Race Director:**

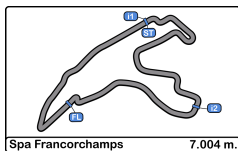
Luca Stegner

DMSB SPA 1156715

**Timekeeper:**

Luis Garcia  
JCR-2654-ESP/M





**Spa Francorchamps**  
**Porsche Sixt Carrera Cup Deutschland**  
**Free Practice**  
**Provisional Results by Category**

**PORSCHE**  
**SIXT**  
**CARRERA CUP**  
**DEUTSCHLAND**

Clas	Nº	Driver	Nat	Cat	Clas	Team	Nat	Vehicle	Laps	Best	Time	Gap	Interval	Km/h
1	27	Matheus Ferreira	BRA			Team GP Elite	NLD	Porsche 911 Cup	20	18	2:18.553			181.9
2	44	Theo Oeverhaus	DEU			ID Racing	DEU	Porsche 911 Cup	15	14	2:18.713	0.160	0.160	181.7
3	91	Gian Luca Tüccaroglu	DEU			Team75 Bernhard	DEU	Porsche 911 Cup	19	18	2:18.920	0.367	0.207	181.5
4	3	Keagan Masters	ZAF			Proton Competition	DEU	Porsche 911 Cup	17	17	2:18.934	0.381	0.014	181.4
5	13	Alexander Tauscher	DEU			Target	ITA	Porsche 911 Cup	17	14	2:18.953	0.400	0.019	181.4
6	12	Flynt Schuring	NLD			SCHUMACHER CLRT	BEL	Porsche 911 Cup	21	19	2:18.960	0.407	0.007	181.4
7	57	Gustav Burton	GBR			Forch Racing by Atlas Ward	POL	Porsche 911 Cup	18	17	2:18.980	0.427	0.020	181.4
8	77	Louis Perrot	FRA			Forch Racing by Atlas Ward	POL	Porsche 911 Cup	21	20	2:19.329	0.776	0.349	180.9
9	34	Dirk Schouten	NLD			Looping by CarTech	DEU	Porsche 911 Cup	21	19	2:19.363	0.810	0.034	180.9
10	95	Joseph Warhurst	GBR			Target	ITA	Porsche 911 Cup	15	14	2:19.382	0.829	0.019	180.9
11	10	Niels Langeveld	NLD			Laptime-Performance	DEU	Porsche 911 Cup	20	19	2:19.400	0.847	0.018	180.8
12	25	Wouter Boerekamps	NLD			Team GP Elite	NLD	Porsche 911 Cup	20	17	2:19.479	0.926	0.079	180.7
13	28	Aldo Festante	ITA			Target	ITA	Porsche 911 Cup	16	15	2:19.520	0.967	0.041	180.7
14	88	Daniel Ros	SWE			Team Proton	DEU	Porsche 911 Cup	19	17	2:19.799	1.246	0.279	180.3
15	32	Tim Reiter	DEU			Looping by CarTech	DEU	Porsche 911 Cup	20	20	2:20.069	1.516	0.270	180.0
16	4	Jonas Greif	DEU			GP Elite	NLD	Porsche 911 Cup	18	17	2:20.876	2.323	0.807	178.9
17	99	Marcus Amand	FIN			Proton Competition	DEU	Porsche 911 Cup	18	15	2:21.051	2.498	0.175	178.7
18	31	Sebastian Freymuth	DEU			Laptime-Performance	DEU	Porsche 911 Cup	19	3	2:21.475	2.922	0.424	178.2

ProAm														
Clas	Nº	Driver	Nat	Cat	Clas	Team	Nat	Vehicle	Laps	Best	Time	Gap	Interval	Km/h
1	54	Michael Essmann	DEU	ProAm	1	Team75 Bernhard	DEU	Porsche 911 Cup	17	16	2:21.369			178.3
2	84	Ahmad Alshehab	KWT	ProAm	2	ID Racing	DEU	Porsche 911 Cup	14	13	2:21.806	0.437	0.437	177.8
3	5	Sören Spreng	DEU	ProAm	3	GP Elite	NLD	Porsche 911 Cup	20	19	2:22.391	1.022	0.585	177.0
4	23	Samer Shahin	AUS	ProAm	4	GP Elite	NLD	Porsche 911 Cup	19	17	2:22.712	1.343	0.321	176.6
5	22	Rey King	GBR	ProAm	5	ID Racing	DEU	Porsche 911 Cup	16	12	2:23.557	2.188	0.845	175.6

Rookie														
Clas	Nº	Driver	Nat	Cat	Clas	Team	Nat	Vehicle	Laps	Best	Time	Gap	Interval	Km/h
1	11	Chester Kieffer	LUX	Rookie	1	SCHUMACHER CLRT	BEL	Porsche 911 Cup	19	17	2:18.803			181.6
2	14	Caleb Sumich	AUS	Rookie	2	Target	ITA	Porsche 911 Cup	16	15	2:19.314	0.511	0.511	180.9
3	98	Nick Ho	NLD	Rookie	3	Team GP Elite	NLD	Porsche 911 Cup	19	17	2:19.562	0.759	0.248	180.6
4	65	Sam Jongejan	NLD	Rookie	4	Team75 Bernhard	DEU	Porsche 911 Cup	16	16	2:19.645	0.842	0.083	180.5
5	17	Gustav Bergström	SWE	Rookie	5	Team Proton	DEU	Porsche 911 Cup	19	18	2:20.275	1.472	0.630	179.7
6	16	Max Mutschlechner	DEU	Rookie	6	Target Competition	ITA	Porsche 911 Cup	17	16	2:20.286	1.483	0.011	179.7
7	6	Dylan Yip	HKG	Rookie	7	Team Proton	DEU	Porsche 911 Cup	17	16	2:20.711	1.908	0.425	179.1
8	56	Alexandra Vateva	BGR	Rookie	8	Target Competition	ITA	Porsche 911 Cup	17	15	2:21.103	2.300	0.392	178.6
9	66	Montego Maassen	DEU	Rookie	9	Forch Racing by Atlas Ward	POL	Porsche 911 Cup	16	4	2:21.247	2.444	0.144	178.5

**\* PENALTIES**

SUBJECT TO FINAL SCRUTINEERING!

SOME LAP TIMES DELETED DUE TRACK LIMITS

Car 23 black flag for Track Limits

Car 6 black flag for Track Limits

Car 66 black flag for Track Limits

Published at:.....

Track Temp: 22.6 °C Air Temp: 10.2 °C Humidity: 60 % Track Status: WET

**Race Director:**

Luca Stegner

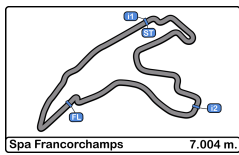
DMSB SPA 1156715

**Timekeeper:**

Luis Garcia

JCR-2654-ESP/M





**Spa Francorchamps**

**Porsche Sixt Carrera Cup Deutschland  
Free Practice**

**Provisional 2 Fastest Lap Results**



**SIXT  
CARRERA CUP  
DEUTSCHLAND**

Clas	Nº	Driver	Nat	Cat	Clas	Team	Nat	Vehicle	Laps	Best	Time	Gap	Interval	Km/h
1	12	Flynt Schuring				SCHUMACHER CLRT		Porsche 911 Cup	21	18	2:18.992			181.4
2	11	Chester Kieffer		Rookie	1	SCHUMACHER CLRT		Porsche 911 Cup	19	18	2:19.056	0.064	0.064	181.6
3	91	Gian Luca Tüccaroglu				Team75 Bernhard		Porsche 911 Cup	19	17	2:19.204	0.212	0.148	181.5
4	27	Matheus Ferreira				Team GP Elite		Porsche 911 Cup	20	19	2:19.333	0.341	0.129	181.9
5	77	Louis Perrot				Forch Racing by Atlas Ward		Porsche 911 Cup	21	19	2:19.359	0.367	0.026	180.9
6	13	Alexander Tauscher				Target		Porsche 911 Cup	17	16	2:19.372	0.380	0.013	181.4
7	3	Keagan Masters				Proton Competition		Porsche 911 Cup	17	16	2:19.391	0.399	0.019	181.4
8	10	Niels Langeveld				Laptime-Performance		Porsche 911 Cup	20	18	2:19.450	0.458	0.059	180.8
9	57	Gustav Burton				Forch Racing by Atlas Ward		Porsche 911 Cup	18	18	2:19.457	0.465	0.007	181.4
10	98	Nick Ho		Rookie	2	Team GP Elite		Porsche 911 Cup	19	16	2:19.613	0.621	0.156	180.6
11	28	Aldo Festante				Target		Porsche 911 Cup	16	16	2:19.651	0.659	0.038	180.7
12	25	Wouter Boerekamps				Team GP Elite		Porsche 911 Cup	20	18	2:19.683	0.691	0.032	180.7
13	34	Dirk Schouten				Looping by CarTech		Porsche 911 Cup	21	20	2:19.728	0.736	0.045	180.9
14	65	Sam Jongejan		Rookie	3	Team75 Bernhard		Porsche 911 Cup	16	15	2:19.902	0.910	0.174	180.5
15	44	Theo Oeverhaus				ID Racing		Porsche 911 Cup	15	11	2:20.420	1.428	0.518	181.7
16	95	Joseph Warhurst				Target		Porsche 911 Cup	15	4	2:20.452	1.460	0.032	180.9
17	16	Max Mutschlechner		Rookie	4	Target Competition		Porsche 911 Cup	17	17	2:20.591	1.599	0.139	179.7
18	32	Tim Reiter				Looping by CarTech		Porsche 911 Cup	20	18	2:20.612	1.620	0.021	180.0
19	14	Caleb Sumich		Rookie	5	Target		Porsche 911 Cup	16	14	2:20.965	1.973	0.353	180.9
20	4	Jonas Greif				GP Elite		Porsche 911 Cup	18	18	2:21.033	2.041	0.068	178.9
21	66	Montego Maassen		Rookie	6	Forch Racing by Atlas Ward		Porsche 911 Cup	16	12	2:21.283	2.291	0.250	178.5
22	99	Marcus Amand				Proton Competition		Porsche 911 Cup	18	5	2:21.339	2.347	0.056	178.7
23	17	Gustav Bergström		Rookie	7	Team Proton		Porsche 911 Cup	19	4	2:21.486	2.494	0.147	179.7
24	31	Sebastian Freymuth				Laptime-Performance		Porsche 911 Cup	19	4	2:21.492	2.500	0.006	178.2
25	88	Daniel Ros				Team Proton		Porsche 911 Cup	19	5	2:21.787	2.795	0.295	180.3
26	6	Dylan Yip		Rookie	8	Team Proton		Porsche 911 Cup	17	17	2:21.851	2.859	0.064	179.1
27	54	Michael Essmann		ProAm	1	Team75 Bernhard		Porsche 911 Cup	17	15	2:21.935	2.943	0.084	178.3
28	56	Alexandra Vateva		Rookie	9	Target Competition		Porsche 911 Cup	17	13	2:22.348	3.356	0.413	178.6
29	84	Ahmad Alshehab		ProAm	2	ID Racing		Porsche 911 Cup	14	9	2:22.384	3.392	0.036	177.8
30	23	Samer Shahin		ProAm	3	GP Elite		Porsche 911 Cup	19	18	2:22.719	3.727	0.335	176.6
31	5	Sören Spreng		ProAm	4	GP Elite		Porsche 911 Cup	20	12	2:24.126	5.134	1.407	177.0
32	22	Rey King		ProAm	5	ID Racing		Porsche 911 Cup	16	13	2:24.558	5.566	0.432	175.6

**\* PENALTIES**

SUBJECT TO FINAL SCRUTINEERING!

SOME LAP TIMES DELETED DUE TRACK LIMITS

Car 23 black flag for Track Limits

Car 6 black flag for Track Limits

Car 66 black flag for Track Limits

Published at:.....

Track Temp: **22.6 °C** Air Temp: **10.2 °C** Humidity: **60 %** Track Status: **WET**

**Race Director:**

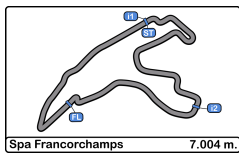
Luca Stegner

DMSB SPA 1156715

**Timekeeper:**

Luis Garcia  
JCR-2654-ESP/M





Spa Francorchamps  
Porsche Sixt Carrera Cup Deutschland  
Free Practice  
Lap Analysis



SIXT  
CARRERA CUP  
DEUTSCHLAND

3 Keagan Masters Porsche 911 Cup 5 Sören Spreng Porsche 911 Cup

Proton Competition							ProAm						GP Elite		
Lap	D	Time	Sector 1	Sector 2	Sector 3	T. Spd	Elapsed	Lap	D	Time	Sector 1	Sector 2	Sector 3	T. Spd	Elapsed
1		12:43:31.109	12:41:25.893	1:22.833	42.383	115.8	12:43:31.109	1		12:42:51.367	12:40:46.757	1:21.973	42.637	170.3	12:42:51.367
2		4:40.827	2:51.911	1:11.301	37.615	182.7	12:48:11.936	2		2:39.273	43.391	1:12.190	43.692	235.2	12:45:30.640
3		<del>2:24.484</del>	39.705	1:08.280	36.499	269.3	12:50:36.420	3		2:31.132	41.559	1:11.073	38.500	236.8	12:48:01.772
4		2:22.675	39.078	1:07.485	36.112	274.8	12:52:59.095	4		<del>2:26.832</del>	40.458	1:09.190	37.184	246.0	12:50:28.604
5		<del>2:21.532</del>	39.129	1:06.282	36.121	272.7	12:55:20.627	5		2:24.451	40.078	1:07.430	36.943	269.3	12:52:53.055
6		<del>6:27.852</del>	4:43.949	1:07.205	36.698	250.5	13:01:48.479	6		2:25.160	39.967	1:08.131	37.062	269.3	12:55:18.215
7		<del>2:21.033</del>	39.152	1:05.893	35.988	272.0	13:04:09.512	7		<del>2:24.323</del>	39.961	1:07.393	36.969	267.9	12:57:42.538
8		2:20.992	39.041	1:05.920	36.031	274.1	13:06:30.504	8		<del>2:24.487</del>	40.138	1:07.757	36.592	266.6	13:00:07.025
9		<del>2:22.998</del>	39.020	1:06.792	37.186	274.1	13:08:53.502	9		2:27.581	39.916	1:08.092	39.573	270.0	13:02:34.606
10		5:13.921	3:28.077	1:07.757	38.087	215.1	13:14:07.423	10		6:37.236	4:46.939	1:09.128	41.169	247.1	13:09:11.842
11		2:21.685	39.083	1:06.284	36.318	272.7	13:16:29.108	11		2:28.727	41.441	1:10.210	37.076	259.6	13:11:40.569
12		2:21.789	39.401	1:06.178	36.210	269.3	13:18:50.897	12		2:24.126	39.968	1:07.650	36.508	266.6	13:14:04.695
13		7:17.806	5:34.822	1:06.604	36.380	251.1	13:26:08.703	13		<del>2:26.278</del>	39.952	1:09.516	36.810	267.9	13:16:30.973
14		5:37.094	3:32.295	1:20.942	43.857	176.4	13:31:45.797	14		2:27.978	40.116	1:10.685	37.177	268.6	13:18:58.951
15		2:30.928	45.734	1:08.775	36.419	166.4	13:34:16.725	15		5:29.164	3:43.661	1:08.023	37.480	247.1	13:24:28.115
16		2:19.391	38.855	1:05.183	35.353	272.7	13:36:36.116	16		5:49.110	3:47.764	1:19.529	41.817	167.1	13:30:17.225
17		2:18.934	38.784	1:04.701	35.449	272.0	13:38:55.050	17		2:30.214	41.693	1:08.991	39.530	247.7	13:32:47.439

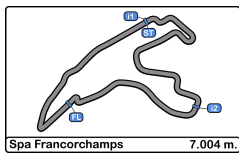
4 Jonas Greif Porsche 911 Cup GP Elite

18		<del>2:25.135</del>	39.600	1:07.451	38.084	271.3	13:35:12.574
19		2:22.391	39.740	1:06.486	36.165	270.6	13:37:34.965
20		<del>2:24.067</del>	39.876	1:07.423	36.768	270.0	13:39:59.032

6 Dylan Yip Porsche 911 Cup

Rookie							Team Proton								
Lap	D	Time	Sector 1	Sector 2	Sector 3	T. Spd	Elapsed	Lap	D	Time	Sector 1	Sector 2	Sector 3	T. Spd	Elapsed
1		12:42:50.767	12:40:45.129	1:22.901	42.737	150.8	12:42:50.767	1		12:43:33.308	12:41:27.878	1:22.297	43.133	123.8	12:43:33.308
2		2:35.733	43.015	1:11.334	41.384	242.6	12:45:26.500	2		4:39.362	2:41.605	1:16.342	41.415	188.4	12:48:12.670
3		<del>2:29.180</del>	40.043	1:08.083	41.054	268.6	12:47:55.680	3		<del>2:25.837</del>	40.178	1:09.259	36.400	202.6	12:50:38.507
4		2:24.621	40.128	1:07.990	36.503	233.7	12:50:20.301	4		2:22.508	39.537	1:06.596	36.375	272.0	12:53:01.015
5		2:23.407	39.528	1:07.410	36.469	273.4	12:52:43.708	5		2:22.753	39.674	1:06.525	36.554	270.6	12:55:23.768
6		<del>2:23.282</del>	39.523	1:07.161	36.598	270.0	12:55:06.990	6		<del>2:23.279</del>	39.980	1:06.588	36.711	270.6	12:57:47.047
7		8:09.040	6:22.050	1:10.429	36.561	155.6	13:03:16.030	7		5:27.711	3:43.158	1:08.047	36.506	188.1	13:03:14.758
8		2:24.151	39.562	1:07.931	36.658	269.3	13:05:40.181	8		<del>2:22.586</del>	39.284	1:06.614	36.688	272.0	13:05:37.344
9		<del>2:22.645</del>	39.610	1:06.827	36.208	269.3	13:08:02.826	9		5:40.949	3:56.245	1:07.759	36.945	255.9	13:11:18.293
10		<del>2:22.834</del>	39.712	1:06.885	36.234	268.6	13:10:25.657	10		2:22.820	39.409	1:06.924	36.487	270.0	13:13:41.113
11		<del>2:22.805</del>	39.555	1:06.914	36.336	268.6	13:12:48.462	11		2:22.530	39.200	1:06.602	36.728	271.3	13:16:03.643
12		2:22.948	39.675	1:06.992	36.281	269.3	13:15:11.410	12		<del>6:20.287</del>	4:35.997	1:07.324	36.966	254.1	13:22:23.930
13		14:49.265	12:37.768	1:24.892	46.605	162.6	13:30:00.675	13		<del>2:23.984</del>	39.301	1:07.473	37.210	271.3	13:24:47.914
14		2:44.793	46.872	1:16.622	41.299	221.3	13:32:45.468	14		9:01.831	7:04.365	1:14.831	42.635	208.8	13:33:49.745
15		2:22.422	39.622	1:06.615	36.185	271.3	13:35:07.890	15		2:24.260	40.622	1:07.388	36.250	263.4	13:36:14.005
16		2:21.522	39.548	1:06.208	35.766	270.0	13:37:29.412	16		2:20.711	39.185	1:05.475	36.051	271.3	13:38:34.716
17		2:20.876	39.284	1:05.944	35.648	272.0	13:39:50.288	17		2:21.851	39.246	1:05.924	36.681	270.6	13:40:56.567
18		2:21.033	39.273	1:05.960	35.800	271.3	13:42:11.321								





Spa Francorchamps

Porsche Sixt Carrera Cup Deutschland

Free Practice

Lap Analysis



SIXT CARRERA CUP DEUTSCHLAND

10

Niels Langeveld

Porsche 911 Cup

12

Flynt Schuring

Porsche 911 Cup

Laptime-Performance

SCHUMACHER CLRT

Lap D	Time	Sector 1	Sector 2	Sector 3	T. Spd	Elapsed	Lap D	Time	Sector 1	Sector 2	Sector 3	T. Spd	Elapsed
1	12:42:52.733	12:40:53.650	1:19.199	39.884	163.1	12:42:52.733	1	12:43:24.849	12:41:17.701	1:24.180	42.968	148.5	12:43:24.849
2	2:34.753	44.674	1:09.190	40.889	241.0	12:45:27.486	2	2:28.475	40.737	1:07.720	40.018	213.0	12:45:53.324
3	<del>2:25.892</del>	40.001	1:07.683	38.208	266.0	12:47:53.378	3	2:20.513	38.988	1:05.773	35.752	272.0	12:48:13.837
4	2:20.693	38.949	1:05.886	35.858	275.5	12:50:14.071	4	<del>2:21.248</del>	38.767	1:05.734	36.747	275.5	12:50:35.085
5	2:22.107	39.114	1:06.254	36.739	275.5	12:52:36.178	5	<del>2:22.311</del>	39.015	1:06.224	37.072	274.1	12:52:57.396
6	2:21.598	39.062	1:06.278	36.258	275.5	12:54:57.776	6	<del>5:42.473</del>	3:29.977	1:06.243	36.253	255.3	12:58:09.869
7	6:45.488	5:01.479	1:07.177	36.832	252.9	13:01:43.264	7	<del>2:21.118</del>	39.176	1:05.955	35.987	271.3	13:00:30.987
8	<del>2:21.708</del>	39.041	1:06.238	36.429	272.7	13:04:04.972	8	<del>2:21.215</del>	39.027	1:06.018	36.170	272.7	13:02:52.202
9	<del>2:24.296</del>	39.273	1:08.355	36.668	272.7	13:06:29.268	9	5:38.761	3:54.923	1:07.067	36.771	255.9	13:08:30.963
10	<del>2:22.419</del>	38.839	1:06.583	36.997	274.8	13:08:51.687	10	2:21.482	39.008	1:06.265	36.209	273.4	13:10:52.445
11	<del>2:21.784</del>	39.009	1:06.769	36.006	275.5	13:11:13.471	11	2:21.358	39.094	1:06.020	36.244	274.8	13:13:13.803
12	5:25.338	3:40.681	1:07.406	37.251	245.4	13:16:38.809	12	5:10.230	3:27.563	1:06.560	36.107	254.1	13:18:24.033
13	<del>2:21.742</del>	39.024	1:06.554	36.164	274.8	13:19:00.551	13	2:21.953	39.402	1:06.286	36.265	269.3	13:20:45.986
14	2:21.440	38.913	1:06.155	36.372	274.1	13:21:21.991	14	2:21.430	39.168	1:06.074	36.188	272.7	13:23:07.416
15	8:17.596	6:25.821	1:14.814	36.961	194.5	13:29:39.587	15	2:21.213	39.105	1:06.075	36.033	274.1	13:25:28.629
16	2:24.713	39.923	1:08.465	36.325	219.0	13:32:04.300	16	4:32.498	2:25.928	1:23.811	42.759	152.9	13:30:01.127
17	2:19.976	39.162	1:05.320	35.494	271.3	13:34:24.276	17	2:27.243	41.626	1:07.850	37.767	208.8	13:32:28.370
18	2:19.450	38.812	1:05.086	35.552	274.1	13:36:43.726	18	2:18.992	38.716	1:04.971	35.305	274.1	13:34:47.362
19	2:19.400	38.767	1:05.125	35.508	273.4	13:39:03.126	19	2:18.960	38.705	1:04.716	35.539	274.1	13:37:06.322
20	2:20.116	38.897	1:05.291	35.928	272.0	13:41:23.242	20	<del>2:19.058</del>	38.625	1:05.001	35.432	276.2	13:39:25.380
21							21	2:19.454	38.603	1:05.213	35.638	275.5	13:41:44.834

11

Chester Kieffer

Porsche 911 Cup

Rookie

SCHUMACHER CLRT

Lap D	Time	Sector 1	Sector 2	Sector 3	T. Spd	Elapsed
1	12:43:26.738	12:41:22.624	1:20.950	43.164	150.4	12:43:26.738
2	2:28.966	39.867	1:07.773	41.326	232.2	12:45:55.704
3	<del>2:20.530</del>	39.030	1:05.815	35.685	273.4	12:48:16.234
4	<del>2:21.973</del>	38.740	1:06.187	36.146	276.9	12:50:37.307
5	2:21.038	38.697	1:06.045	36.296	277.6	12:52:58.345
6	5:46.045	4:03.152	1:06.535	36.358	250.5	12:58:44.390
7	2:21.230	38.944	1:06.214	36.072	273.4	13:01:05.620
8	<del>2:20.777</del>	38.905	1:05.959	35.913	274.8	13:03:26.397
9	<del>6:40.510</del>	4:57.922	1:06.631	35.957	257.1	13:10:06.907
10	<del>2:20.614</del>	38.874	1:06.040	35.700	272.7	13:12:27.521
11	2:21.860	39.056	1:06.225	36.579	271.3	13:14:49.381
12	8:44.424	7:01.852	1:06.617	35.955	250.5	13:23:33.805
13	2:24.746	40.351	1:06.923	37.472	241.0	13:25:58.551
14	4:09.708	2:16.485	1:12.493	40.730	198.5	13:30:08.259
15	2:26.437	40.373	1:07.413	38.651	257.1	13:32:34.696
16	2:20.258	38.728	1:05.302	36.228	277.6	13:34:54.954
17	2:18.803	38.599	1:05.058	35.146	275.5	13:37:13.757
18	2:19.056	38.639	1:04.942	35.475	276.2	13:39:32.813
19	2:22.845	39.001	1:06.610	37.234	272.0	13:41:55.658

13

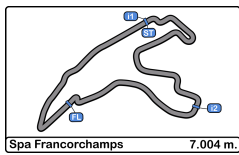
Alexander Tauscher

Porsche 911 Cup

Target

Lap D	Time	Sector 1	Sector 2	Sector 3	T. Spd	Elapsed
1	12:42:58.795	12:40:54.907	1:19.157	44.731	186.2	12:42:58.795
2	2:29.466	40.979	1:08.187	40.300	247.7	12:45:28.261
3	2:22.993	39.176	1:07.345	36.472	268.6	12:47:51.254
4	2:20.596	38.907	1:05.792	35.897	276.2	12:50:11.850
5	<del>2:20.936</del>	38.963	1:05.923	36.050	274.8	12:52:32.786
6	<del>2:21.330</del>	38.935	1:06.045	36.350	275.5	12:54:54.116
7	7:09.975	5:26.505	1:07.185	36.285	252.9	13:02:04.091
8	<del>2:21.276</del>	38.897	1:06.442	35.937	276.2	13:04:25.367
9	2:21.403	39.130	1:06.063	36.210	274.8	13:06:46.770
10	<del>2:22.363</del>	38.865	1:07.402	36.096	275.5	13:09:09.133
11	16:34.297	14:41.956	1:14.471	37.870	209.7	13:25:43.430
12	2:28.629	40.330	1:08.933	39.366	243.7	13:28:12.059
13	2:20.566	39.160	1:05.762	35.644	272.7	13:30:32.625
14	2:18.953	38.806	1:04.736	35.411	274.8	13:32:51.578
15	2:20.410	38.704	1:05.729	35.977	279.0	13:35:11.988
16	2:19.372	38.958	1:05.043	35.371	275.5	13:37:31.360
17	2:21.235	39.051	1:06.196	35.988	276.2	13:39:52.595





**Spa Francorchamps**  
**Porsche Sixt Carrera Cup Deutschland**  
**Free Practice**  
**Lap Analysis**



**SIXT**  
**CARRERA CUP**  
**DEUTSCHLAND**

14

Caleb Sumich

Porsche 911 Cup

17

Gustav Bergström

Porsche 911 Cup

Rookie

Target

Rookie

Team Proton

Lap	D	Time	Sector 1	Sector 2	Sector 3	T. Spd	Elapsed	Lap	D	Time	Sector 1	Sector 2	Sector 3	T. Spd	Elapsed
1		12:43:00.390	12:40:58.380	1:17.827	44.183	188.1	12:43:00.390	1		12:43:32.150	12:41:26.749	1:22.719	42.682	110.5	12:43:32.150
2		2:29.471	40.574	1:08.325	40.572	233.2	12:45:29.861	2		4:24.017	2:36.119	1:10.702	37.196	216.4	12:47:56.167
3		2:25.030	39.460	1:06.877	38.693	273.4	12:47:54.891	3		2:22.382	39.641	1:06.779	35.962	267.9	12:50:18.549
4		2:21.834	39.132	1:06.490	36.212	270.6	12:50:16.725	4		2:21.486	39.662	1:05.576	36.248	271.3	12:52:40.035
5		2:21.491	38.951	1:06.237	36.303	276.9	12:52:38.216	5		2:22.777	39.233	1:06.597	36.947	273.4	12:55:02.812
6		2:22.017	39.652	1:06.144	36.221	272.0	12:55:00.233	6		7:31.416	5:46.165	1:08.246	37.005	215.1	13:02:34.228
7		7:32.774	5:48.211	1:07.559	37.004	216.0	13:02:33.007	7		2:25.207	39.543	1:08.439	37.225	270.0	13:04:59.435
8		<del>2:21.695</del>	39.157	1:06.298	36.240	273.4	13:04:54.702	8		<del>2:21.878</del>	39.374	1:06.261	36.243	270.6	13:07:21.313
9		2:21.721	39.205	1:06.527	35.989	274.1	13:07:16.423	9		2:21.801	39.491	1:06.220	36.090	270.6	13:09:43.114
10		2:21.847	39.194	1:06.419	36.234	274.1	13:09:38.270	10		2:22.615	39.426	1:06.726	36.463	270.0	13:12:05.729
11		15:12.287	13:15.881	1:14.253	42.153	191.1	13:24:50.557	11		6:57.329	5:11.389	1:08.688	37.252	198.8	13:19:03.058
12		2:38.876	43.199	1:15.049	40.628	207.2	13:27:29.433	12		<del>2:22.104</del>	39.545	1:06.268	36.288	270.6	13:21:25.159
13		2:23.015	39.916	1:07.031	36.068	267.9	13:29:52.448	13		<del>2:22.248</del>	39.477	1:06.309	36.462	269.3	13:23:47.407
14		2:20.965	39.052	1:06.196	35.717	274.1	13:32:13.413	14		6:15.534	4:08.352	1:24.006	43.176	173.0	13:30:02.941
15		2:19.314	38.842	1:04.966	35.506	275.5	13:34:32.727	15		2:30.461	42.167	1:08.972	39.322	227.8	13:32:33.402
16		<del>2:19.230</del>	38.556	1:05.143	35.531	276.2	13:36:51.957	16		2:28.627	39.373	1:09.259	39.995	270.6	13:35:02.029
17								17		2:24.322	39.192	1:08.412	36.718	272.7	13:37:26.351
18								18		2:20.275	39.098	1:05.385	35.792	271.3	13:39:46.626
19								19		<del>2:19.804</del>	39.036	1:05.020	35.745	271.3	13:42:06.427

16

Max Mutschlechner

Porsche 911 Cup

Rookie

Target Competition

Lap	D	Time	Sector 1	Sector 2	Sector 3	T. Spd	Elapsed
1		12:43:01.567	12:41:00.524	1:19.135	41.908	175.8	12:43:01.567
2		2:31.250	43.597	1:08.973	38.680	242.6	12:45:32.817
3		2:24.586	39.441	1:07.807	37.338	267.9	12:47:57.403
4		2:24.690	39.428	1:07.322	37.940	271.3	12:50:22.093
5		2:22.338	39.104	1:06.651	36.583	274.1	12:52:44.431
6		2:24.723	41.241	1:06.661	36.821	272.0	12:55:09.154
7		<del>7:32.482</del>	5:47.672	1:07.849	36.961	250.5	13:02:41.636
8		2:22.733	39.360	1:06.779	36.594	269.3	13:05:04.369
9		<del>2:22.655</del>	39.422	1:06.907	36.326	270.6	13:07:27.024
10		<del>2:22.264</del>	39.185	1:06.854	36.222	271.3	13:09:49.285
11		12:37.059	10:38.717	1:15.566	42.776	187.5	13:22:26.344
12		2:27.773	41.008	1:08.573	38.192	241.0	13:24:54.117
13		2:21.375	39.169	1:06.212	35.994	270.6	13:27:15.492
14		<del>2:22.559</del>	38.924	1:06.363	37.272	273.4	13:29:38.051
15		2:20.984	39.369	1:05.872	35.743	270.6	13:31:59.035
16		2:20.286	38.824	1:05.382	36.080	272.0	13:34:19.321
17		2:20.591	39.048	1:05.628	35.915	272.7	13:36:39.912

22

Rey King

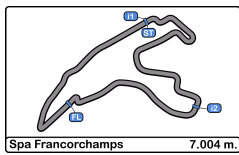
Porsche 911 Cup

ProAm

ID Racing

Lap	D	Time	Sector 1	Sector 2	Sector 3	T. Spd	Elapsed
1		12:43:56.576	12:41:41.559	1:24.700	50.317	183.0	12:43:56.576
2		2:51.328	54.941	1:14.416	41.971	176.1	12:46:47.904
3		2:26.988	40.071	1:09.386	37.531	266.0	12:49:14.892
4		2:24.616	39.882	1:08.058	36.676	269.3	12:51:39.508
5		<del>2:24.466</del>	40.067	1:07.608	36.791	268.6	12:54:03.974
6		2:25.520	40.761	1:08.069	36.690	265.3	12:56:29.494
7		2:25.097	40.326	1:08.148	36.623	267.9	12:58:54.591
8		<del>8:50.629</del>	7:05.003	1:08.723	36.903	226.8	13:07:45.220
9		2:24.851	40.127	1:07.692	37.032	267.3	13:10:10.071
10		2:28.162	42.574	1:08.723	36.865	270.6	13:12:38.233
11		<del>2:24.740</del>	40.194	1:07.836	36.680	268.6	13:15:02.943
12		2:23.557	39.647	1:07.542	36.368	269.3	13:17:26.500
13		2:24.558	39.584	1:08.030	36.944	270.6	13:19:51.058
14		6:39.923	4:29.331	1:24.711	45.881	185.5	13:26:30.981
15		2:59.161	50.967	1:24.212	43.982	97.4	13:29:30.142
16		<del>3:45.208</del> P	39.977	1:36.384	58.937	270.0	13:32:45.440





**Spa Francorchamps**  
**Porsche Sixt Carrera Cup Deutschland**  
**Free Practice**  
**Lap Analysis**



**SIXT**  
**CARRERA CUP**  
**DEUTSCHLAND**

23

Samer Shahin

Porsche 911 Cup 27

Matheus Ferreira

Porsche 911 Cup

ProAm

GP Elite

Team GP Elite

Lap D	Time	Sector 1	Sector 2	Sector 3	T. Spd	Elapsed	Lap D	Time	Sector 1	Sector 2	Sector 3	T. Spd	Elapsed
1	12:42:55.255	12:40:48.602	1:23.786	42.867	170.0	12:42:55.255	1	12:42:48.326	12:40:43.547	1:22.331	42.448	147.1	12:42:48.326
2	2:39.824	45.987	1:12.665	41.172	207.6	12:45:35.079	2	2:29.453	42.179	1:09.076	38.198	261.5	12:45:17.779
3	2:30.751	40.685	1:10.572	39.494	213.0	12:48:05.830	3	2:21.137	39.324	1:06.137	35.676	271.3	12:47:38.916
4	2:26.517	40.357	1:08.272	37.888	265.3	12:50:32.347	4	2:20.359	38.890	1:05.743	35.726	275.5	12:49:59.275
5	2:30.848	40.104	1:07.743	43.001	267.3	12:53:03.195	5	<del>2:24.134</del>	38.911	1:05.957	36.263	273.4	12:52:20.406
6	2:25.927	40.392	1:08.140	37.395	267.9	12:55:29.122	6	2:24.311	39.492	1:08.374	36.445	267.9	12:54:44.717
7	2:24.687	40.197	1:07.568	36.922	266.6	12:57:53.809	7	7:47.771	6:02.902	1:07.722	37.147	191.8	13:02:32.488
8	<del>2:27.555</del>	41.144	1:08.914	37.497	259.6	13:00:21.364	8	<del>2:24.376</del>	39.062	1:06.290	36.024	270.6	13:04:53.864
9	9:01.064	6:46.551	1:28.692	45.821	121.2	13:09:22.428	9	2:21.135	39.238	1:06.051	35.846	270.6	13:07:14.999
10	<del>2:37.224</del>	45.381	1:10.985	40.855	224.5	13:11:59.649	10	<del>2:24.894</del>	39.210	1:06.561	36.120	271.3	13:09:36.890
11	<del>2:27.546</del>	40.687	1:09.230	37.599	261.5	13:14:27.165	11	7:41.260	5:58.013	1:07.125	36.122	247.7	13:17:18.150
12	<del>2:27.326</del>	40.316	1:09.639	37.371	263.4	13:16:54.491	12	2:23.023	39.202	1:06.138	37.683	270.0	13:19:41.173
13	2:23.829	39.965	1:07.270	36.594	268.6	13:19:18.320	13	<del>2:20.946</del>	39.083	1:06.060	35.773	271.3	13:22:02.089
14	<del>2:23.073</del>	39.830	1:07.015	36.228	267.9	13:21:41.393	14	2:21.323	39.332	1:05.909	36.082	271.3	13:24:23.412
15	2:23.230	39.706	1:06.970	36.554	269.3	13:24:04.623	15	5:33.210	3:23.097	1:24.388	45.725	128.5	13:29:56.622
16	8:48.408	6:57.783	1:09.991	40.634	225.4	13:32:53.031	16	2:33.889	47.486	1:08.949	37.454	216.4	13:32:30.511
17	2:22.712	39.416	1:07.113	36.183	273.4	13:35:15.743	17	<del>2:18.959</del>	38.913	1:04.991	35.055	274.8	13:34:49.470
18	2:22.719	39.734	1:06.923	36.062	269.3	13:37:38.462	18	2:18.553	38.592	1:04.859	35.102	275.5	13:37:08.023
19	<del>2:27.049</del>	42.587	1:07.130	37.332	266.0	13:40:05.511	19	2:19.333	39.062	1:04.871	35.400	272.0	13:39:27.356
20							20	2:19.971	38.723	1:05.548	35.700	274.8	13:41:47.327

25

Wouter Boerekamps

Porsche 911 Cup

Aldo Festante

Porsche 911 Cup

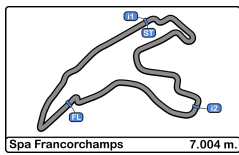
Team GP Elite

28

Target

Lap D	Time	Sector 1	Sector 2	Sector 3	T. Spd	Elapsed	Lap D	Time	Sector 1	Sector 2	Sector 3	T. Spd	Elapsed
1	12:42:47.595	12:40:42.773	1:22.349	42.473	143.8	12:42:47.595	1	12:42:59.397	12:40:56.885	1:18.372	44.140	151.6	12:42:59.397
2	2:28.487	41.733	1:08.624	38.130	251.1	12:45:16.082	2	2:29.912	41.137	1:08.072	40.703	235.8	12:45:29.309
3	<del>2:24.736</del>	39.572	1:05.991	36.172	270.0	12:47:37.817	3	2:25.135	39.213	1:06.959	38.963	270.0	12:47:54.444
4	2:20.973	39.220	1:05.857	35.896	271.3	12:49:58.790	4	2:21.431	39.128	1:06.157	36.146	274.8	12:50:15.875
5	<del>2:22.435</del>	39.622	1:06.789	36.024	252.3	12:52:21.225	5	<del>2:24.443</del>	39.033	1:05.916	36.164	274.1	12:52:36.988
6	2:22.035	39.055	1:06.817	36.163	273.4	12:54:43.260	6	2:21.529	39.164	1:06.109	36.256	274.1	12:54:58.517
7	5:53.298	4:09.072	1:06.908	37.318	256.5	13:00:36.558	7	7:26.660	5:42.648	1:07.458	36.554	243.7	13:02:25.177
8	<del>2:24.239</del>	39.045	1:06.285	35.909	274.1	13:02:57.797	8	<del>2:22.980</del>	39.206	1:07.550	36.224	270.0	13:04:48.157
9	<del>2:24.420</del>	39.295	1:06.252	35.881	271.3	13:05:19.225	9	<del>2:24.600</del>	39.193	1:06.290	36.125	271.3	13:07:09.765
10	<del>2:24.643</del>	39.068	1:06.441	36.134	272.7	13:07:40.868	10	2:21.773	38.997	1:06.170	36.606	272.7	13:09:31.538
11	6:30.490	4:46.771	1:07.219	36.500	247.7	13:14:11.358	11	15:18.294	13:21.047	1:14.014	43.233	185.5	13:24:49.832
12	2:21.477	39.371	1:06.363	35.743	271.3	13:16:32.835	12	2:38.402	41.634	1:16.192	40.576	131.8	13:27:28.234
13	2:22.102	39.285	1:06.584	36.233	273.4	13:18:54.937	13	2:22.494	39.457	1:06.424	36.613	271.3	13:29:50.728
14	2:21.935	39.370	1:06.411	36.154	270.6	13:21:16.872	14	2:20.608	39.108	1:05.878	35.622	272.7	13:32:11.336
15	8:55.405	6:53.124	1:20.880	41.401	176.1	13:30:12.277	15	2:19.520	39.033	1:05.059	35.428	274.8	13:34:30.856
16	2:29.078	40.855	1:07.690	40.533	257.1	13:32:41.355	16	2:19.651	38.831	1:05.322	35.498	275.5	13:36:50.507
17	2:19.479	38.745	1:05.324	35.410	275.5	13:35:00.834							
18	2:19.683	38.775	1:05.171	35.737	275.5	13:37:20.517							
19	2:20.199	38.728	1:05.691	35.780	276.2	13:39:40.716							
20	<del>2:20.433</del>	38.797	1:05.295	36.041	275.5	13:42:00.849							





Spa Francorchamps  
 Porsche Sixt Carrera Cup Deutschland  
 Free Practice  
 Lap Analysis



SIXT  
 CARRERA CUP  
 DEUTSCHLAND

31

Sebastian Freymuth

Porsche 911 Cup 34

Dirk Schouten

Porsche 911 Cup

Laptime-Performance

Looping by CarTech

Lap D	Time	Sector 1	Sector 2	Sector 3	T. Spd	Elapsed	Lap D	Time	Sector 1	Sector 2	Sector 3	T. Spd	Elapsed
1	12:42:48.626	12:40:49.234	1:18.160	41.232	177.0	12:42:48.626	1	12:42:30.663	12:40:36.036	1:17.057	37.570	162.6	12:42:30.663
2	2:31.455	41.831	1:11.899	37.725	268.6	12:45:20.081	2	2:23.861	40.344	1:07.555	35.962	258.9	12:44:54.524
3	<b>2:21.475</b>	39.176	1:06.179	36.120	273.4	12:47:41.556	3	2:21.644	39.132	1:06.429	36.083	271.3	12:47:16.168
4	2:21.492	39.047	1:06.084	36.361	274.1	12:50:03.048	4	2:21.409	39.184	1:06.426	35.799	271.3	12:49:37.577
5	<del>2:21.554</del>	39.084	1:06.192	36.278	272.7	12:52:24.602	5	2:21.553	39.093	1:06.251	36.209	272.0	12:51:59.130
6	5:46.533	4:02.197	1:07.846	36.490	251.7	12:58:11.135	6	2:21.237	39.130	1:06.205	35.902	272.0	12:54:20.367
7	<del>2:21.668</del>	39.067	1:06.442	36.159	272.7	13:00:32.803	7	6:47.125	5:02.740	1:08.183	36.202	136.1	13:01:07.492
8	<del>2:21.708</del>	39.019	1:06.475	36.214	274.8	13:02:54.511	8	<del>2:21.454</del>	38.983	1:06.195	36.273	273.4	13:03:28.943
9	2:22.032	39.055	1:06.608	36.369	272.0	13:05:16.543	9	<del>2:21.557</del>	39.049	1:06.513	35.995	272.0	13:05:50.500
10	5:20.842	3:36.812	1:07.379	36.651	256.5	13:10:37.385	10	<del>2:21.409</del>	39.038	1:06.193	36.178	272.7	13:08:11.909
11	<del>2:22.770</del>	39.374	1:06.973	36.423	271.3	13:13:00.155	11	2:21.748	39.251	1:06.457	36.040	272.0	13:10:33.657
12	<del>2:26.955</del>	38.900	1:06.346	41.709	273.4	13:15:27.110	12	2:21.418	39.206	1:06.241	35.971	270.6	13:12:55.075
13	<del>7:33.996</del>	5:49.920	1:07.257	36.819	253.5	13:23:01.106	13	6:15.742	4:32.549	1:07.134	36.059	252.9	13:19:10.817
14	2:22.340	39.284	1:06.523	36.533	271.3	13:25:23.446	14	2:21.567	39.151	1:06.279	36.137	271.3	13:21:32.384
15	2:21.665	39.036	1:06.098	36.531	272.7	13:27:45.111	15	<del>2:21.254</del>	39.085	1:06.085	36.081	272.0	13:23:53.635
16	<del>2:24.553</del>	39.160	1:08.674	36.719	274.1	13:30:09.664	16	5:41.980	3:46.872	1:15.984	39.124	197.0	13:29:35.615
17	5:40.406	3:50.382	1:12.102	37.922	217.7	13:35:50.070	17	2:34.044	44.501	1:11.603	37.940	217.3	13:32:09.659
18	2:21.777	40.187	1:05.912	<b>35.678</b>	244.3	13:38:11.847	18	2:25.404	39.229	1:06.028	40.147	271.3	13:34:35.063
19	<del>2:49.746</del>	<b>38.816</b>	<b>1:05.131</b>	35.769	274.1	13:40:31.563	19	<b>2:19.363</b>	<b>38.634</b>	1:05.362	35.367	274.8	13:36:54.426
20							20	2:19.728	39.133	1:05.283	<b>35.312</b>	272.0	13:39:14.154
21							21	<del>2:49.370</del>	38.800	<b>1:05.090</b>	35.480	273.4	13:41:33.524

32

Tim Reiter

Porsche 911 Cup

Looping by CarTech

Lap D	Time	Sector 1	Sector 2	Sector 3	T. Spd	Elapsed
1	12:42:45.434	12:40:38.625	1:22.052	44.757	158.1	12:42:45.434
2	3:11.392	1:21.865	1:10.862	38.665	202.2	12:45:56.826
3	<del>2:24.932</del>	40.844	1:07.638	36.450	262.7	12:48:21.758
4	2:22.795	39.876	1:06.772	36.147	267.9	12:50:44.553
5	2:22.761	39.812	1:06.503	36.446	269.3	12:53:07.314
6	2:23.447	39.487	1:06.422	37.538	270.6	12:55:30.761
7	2:23.838	39.412	1:07.700	36.726	271.3	12:57:54.599
8	6:16.888	4:30.406	1:09.588	36.894	251.1	13:04:11.487
9	<del>2:23.728</del>	39.911	1:07.071	36.746	267.9	13:06:35.215
10	2:23.059	39.916	1:06.827	36.316	266.6	13:08:58.274
11	7:10.535	5:26.712	1:07.203	36.620	253.5	13:16:08.809
12	2:22.663	39.546	1:06.851	36.266	268.6	13:18:31.472
13	2:22.229	39.395	1:06.535	36.299	270.0	13:20:53.701
14	2:22.537	39.412	1:06.786	36.339	270.6	13:23:16.238
15	6:24.826	4:26.324	1:15.806	42.696	201.8	13:29:41.064
16	2:39.022	42.868	1:09.710	46.444	225.0	13:32:20.086
17	2:22.557	39.769	1:06.653	36.135	269.3	13:34:42.643
18	2:20.612	39.099	1:05.838	35.675	270.6	13:37:03.255
19	<del>2:20.757</del>	38.991	1:05.733	36.033	272.7	13:39:24.012
20	<b>2:20.069</b>	<b>38.983</b>	<b>1:05.435</b>	<b>35.651</b>	271.3	13:41:44.081

44

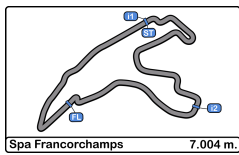
Theo Oeverhaus

Porsche 911 Cup

ID Racing

Lap D	Time	Sector 1	Sector 2	Sector 3	T. Spd	Elapsed
1	12:43:44.126	12:41:36.763	1:24.407	42.956	152.1	12:43:44.126
2	4:17.191	2:28.950	1:10.713	37.528	198.1	12:48:01.317
3	2:22.722	39.875	1:06.556	36.291	267.3	12:50:24.039
4	2:20.964	38.884	1:06.340	35.740	275.5	12:52:45.003
5	<del>5:43.999</del>	4:01.553	1:06.429	36.017	252.3	12:58:29.002
6	<del>2:20.979</del>	39.195	1:05.853	35.931	270.0	13:00:49.981
7	2:21.612	39.130	1:06.546	35.936	272.7	13:03:11.593
8	7:36.673	5:53.922	1:06.662	36.089	254.1	13:10:48.266
9	<del>2:21.067</del>	39.144	1:05.948	35.975	271.3	13:13:09.333
10	2:21.220	39.289	1:06.108	35.823	270.0	13:15:30.553
11	2:20.420	38.902	1:05.791	35.727	272.7	13:17:50.973
12	12:25.148	10:29.869	1:17.506	37.773	180.0	13:30:16.121
13	<del>2:28.006</del>	40.055	1:06.468	41.483	260.8	13:32:44.127
14	<b>2:18.713</b>	<b>38.625</b>	<b>1:04.813</b>	<b>35.275</b>	276.2	13:35:02.840
15	2:20.534	38.767	1:06.019	35.748	277.6	13:37:23.374





**Spa Francorchamps**  
**Porsche Sixt Carrera Cup Deutschland**  
**Free Practice**  
**Lap Analysis**



**SIXT**  
**CARRERA CUP**  
**DEUTSCHLAND**

**54**

Michael Essmann

Porsche 911 Cup

**57**

Gustav Burton

Porsche 911 Cup

ProAm

Team75 Bernhard

Forch Racing by Atlas Ward

Lap	D	Time	Sector 1	Sector 2	Sector 3	T. Spd	Elapsed	Lap	D	Time	Sector 1	Sector 2	Sector 3	T. Spd	Elapsed
1		12:43:54.884	12:41:24.073	1:38.082	52.729	80.5	12:43:54.884	1		12:43:42.952	12:41:34.278	1:26.117	42.557	140.9	12:43:42.952
2		2:45.756	54.421	1:13.584	37.751	108.7	12:46:40.640	2		4:06.070	2:18.424	1:08.309	39.337	248.8	12:47:49.022
3		<del>2:39.774</del>	40.277	1:12.310	41.187	267.3	12:49:14.414	3		2:21.291	39.326	1:06.000	35.965	272.7	12:50:10.313
4		7:57.729	6:01.704	1:13.391	42.634	155.1	12:57:12.143	4		2:20.944	39.306	1:05.672	35.966	271.3	12:52:31.257
5		2:25.125	39.707	1:08.724	36.694	267.9	12:59:37.268	5		2:21.244	39.149	1:05.952	36.143	272.7	12:54:52.501
6		2:24.986	39.388	1:08.743	36.855	272.7	13:02:02.254	6		<del>2:21.356</del>	39.072	1:06.114	36.170	272.0	12:57:13.857
7		<del>2:24.893</del>	39.519	1:09.002	36.372	270.6	13:04:27.147	7		2:21.336	39.239	1:06.107	35.990	272.0	12:59:35.193
8		<del>2:24.507</del>	39.908	1:07.887	36.712	270.6	13:06:51.654	8		<del>2:22.086</del>	39.006	1:06.101	36.979	273.4	13:01:57.279
9		7:08.594	5:23.313	1:08.353	36.928	241.6	13:14:00.248	9		<del>4:30.886</del>	2:47.565	1:06.973	36.348	251.1	13:06:28.165
10		2:24.086	39.881	1:07.520	36.685	266.0	13:16:24.334	10		<del>2:21.066</del>	39.469	1:06.276	36.221	271.3	13:08:50.131
11		<del>2:22.996</del>	39.407	1:07.100	36.489	271.3	13:18:47.330	11		<del>2:21.792</del>	39.197	1:06.349	36.246	271.3	13:11:11.923
12		2:47.799	43.810	1:20.811	43.178	211.3	13:21:35.129	12		2:21.679	39.183	1:06.464	36.032	271.3	13:13:33.602
13		9:16.143	7:11.084	1:22.921	42.138	160.4	13:30:51.272	13		<del>2:21.807</del>	39.130	1:06.204	36.473	272.7	13:15:55.409
14		2:24.000	40.474	1:07.458	36.068	263.4	13:33:15.272	14		13:27.169	11:35.075	1:14.527	37.567	197.4	13:29:22.578
15		2:21.935	39.147	1:06.777	36.011	272.0	13:35:37.207	15		2:28.423	41.412	1:08.450	38.561	179.7	13:31:51.001
16		2:21.369	39.133	1:06.223	36.013	272.0	13:37:58.576	16		2:19.659	38.955	1:05.182	35.522	273.4	13:34:10.660
17		<del>2:20.755</del>	39.032	1:05.932	35.791	272.7	13:40:19.331	17		2:18.980	38.720	1:04.906	35.354	275.5	13:36:29.640
18								18		2:19.457	38.705	1:05.060	35.692	274.8	13:38:49.097

**56**

Alexandra Vateva

Porsche 911 Cup

**65**

Sam Jongejan

Porsche 911 Cup

Rookie

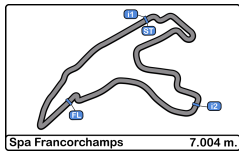
Target Competition

Rookie

Team75 Bernhard

Lap	D	Time	Sector 1	Sector 2	Sector 3	T. Spd	Elapsed	Lap	D	Time	Sector 1	Sector 2	Sector 3	T. Spd	Elapsed
1		12:43:03.653	12:41:02.198	1:19.397	42.058	177.9	12:43:03.653	1		12:43:53.411	12:41:22.627	1:37.138	53.646	71.3	12:43:53.411
2		2:29.980	42.665	1:09.257	38.058	258.3	12:45:33.633	2		2:45.789	54.052	1:14.389	37.348	90.3	12:46:39.200
3		2:26.212	39.736	1:09.188	37.288	266.0	12:47:59.845	3		2:34.611	39.679	1:13.109	41.823	266.6	12:49:13.811
4		2:24.695	39.665	1:07.779	37.251	270.0	12:50:24.540	4		7:02.033	5:17.532	1:07.564	36.937	228.8	12:56:15.844
5		2:23.051	39.490	1:07.110	36.451	273.4	12:52:47.591	5		2:22.975	39.229	1:07.159	36.587	270.6	12:58:38.819
6		<del>2:24.341</del>	39.850	1:07.776	36.715	270.0	12:55:11.932	6		<del>2:20.796</del>	38.871	1:06.071	35.854	273.4	13:00:59.615
7		7:49.912	5:55.940	1:17.424	36.548	88.5	13:03:01.844	7		<del>2:22.722</del>	39.628	1:06.557	36.537	270.6	13:03:22.337
8		<del>2:23.153</del>	39.538	1:07.243	36.372	270.6	13:05:24.997	8		<del>7:42.956</del>	5:59.196	1:07.279	36.481	254.1	13:11:05.293
9		2:23.200	39.497	1:07.154	36.549	270.6	13:07:48.197	9		2:23.432	39.472	1:07.380	36.580	270.6	13:13:28.725
10		2:23.635	39.641	1:07.398	36.596	271.3	13:10:11.832	10		<del>2:24.296</del>	39.664	1:07.656	36.976	268.6	13:15:53.021
11		12:22.247	10:20.358	1:24.083	37.806	206.5	13:22:34.079	11		7:16.864	5:32.150	1:07.877	36.837	186.2	13:23:09.885
12		2:25.791	40.744	1:07.858	37.189	261.5	13:24:59.870	12		2:21.421	39.186	1:06.276	35.959	274.1	13:25:31.306
13		2:22.348	39.319	1:06.826	36.203	270.6	13:27:22.218	13		8:08.454	6:10.420	1:16.861	41.173	107.8	13:33:39.760
14		<del>2:21.779</del>	39.196	1:06.424	36.159	274.1	13:29:43.997	14		2:23.797	40.626	1:07.170	36.001	258.3	13:36:03.557
15		2:21.103	38.989	1:06.265	35.849	274.1	13:32:05.100	15		2:19.902	38.966	1:05.465	35.471	272.0	13:38:23.459
16		2:22.373	39.616	1:06.657	36.100	273.4	13:34:27.473	16		2:19.645	38.865	1:05.239	35.541	273.4	13:40:43.104
17		<del>2:21.833</del>	39.199	1:06.412	36.222	274.1	13:36:49.306								





**Spa Francorchamps**  
**Porsche Sixt Carrera Cup Deutschland**  
**Free Practice**  
**Lap Analysis**

**PORSCHE**  
**SIXT**  
**CARRERA CUP**  
**DEUTSCHLAND**

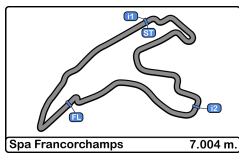
**66** Montego Maassen Porsche 911 Cup **84** Ahmad Alshehab Porsche 911 Cup  
 Rookie Forch Racing by Atlas Ward ProAm ID Racing

Lap D	Time	Sector 1	Sector 2	Sector 3	T. Spd	Elapsed	Lap D	Time	Sector 1	Sector 2	Sector 3	T. Spd	Elapsed
1	12:43:41.297	12:41:33.054	1:25.663	42.580	134.3	12:43:41.297	1	12:43:45.512	12:41:39.302	1:22.547	43.663	152.7	12:43:45.512
2	4:08.790	2:12.492	1:16.704	39.594	248.8	12:47:50.087	2	4:17.095	2:28.944	1:10.701	37.450	220.8	12:48:02.607
3	2:23.416	39.379	1:08.044	35.993	272.0	12:50:13.503	3	2:23.882	39.618	1:07.474	36.790	270.0	12:50:26.489
4	<b>2:21.247</b>	39.074	1:06.039	36.134	274.8	12:52:34.750	4	2:22.415	39.341	1:06.790	36.284	272.0	12:52:48.904
5	<del>2:21.948</del>	39.044	1:06.754	36.150	274.8	12:54:56.698	5	13:20.456	11:33.722	1:09.602	37.132	250.5	13:06:09.360
6	<del>2:22.403</del>	39.433	1:06.568	36.492	271.3	12:57:19.191	6	2:23.305	39.522	1:07.259	36.524	271.3	13:08:32.665
7	5:09.131	3:25.938	1:06.916	36.277	255.3	13:02:28.322	7	<del>2:27.126</del>	39.732	1:09.847	37.547	198.5	13:10:59.791
8	<del>2:21.631</del>	38.968	1:06.576	36.087	272.7	13:04:49.953	8	<del>2:24.785</del>	39.815	1:07.046	37.924	269.3	13:13:24.576
9	<del>2:21.407</del>	39.135	1:06.254	36.108	273.4	13:07:11.450	9	2:22.384	39.458	1:06.701	36.225	270.0	13:15:46.960
10	<del>2:22.588</del>	39.010	1:07.029	36.549	274.8	13:09:34.038	10	14:32.357	12:34.799	1:18.999	38.559	162.8	13:30:19.317
11	5:39.898	3:55.178	1:07.566	37.154	230.7	13:15:13.936	11	2:30.978	41.861	1:10.103	39.014	255.3	13:32:50.295
12	2:21.283	39.053	1:06.447	35.783	271.3	13:17:35.219	12	2:27.893	<b>39.200</b>	1:09.386	39.307	274.1	13:35:18.188
13	11:43.542	9:40.601	1:18.025	44.916	164.8	13:29:18.761	13	<b>2:21.806</b>	39.234	1:06.559	36.013	272.7	13:37:39.994
14	2:33.565	42.327	1:09.113	42.125	225.9	13:31:52.326	14	<del>2:21.347</del>	39.241	<b>1:06.169</b>	<b>35.937</b>	272.0	13:40:01.341
15	<del>2:20.625</del>	38.917	1:06.129	35.579	275.5	13:34:12.951	<b>88</b> Daniel Ros Porsche 911 Cup						
16	<del>2:19.971</del>	<b>38.687</b>	<b>1:05.708</b>	<b>35.576</b>	275.5	13:36:32.922	Team Proton						

**77** Louis Perrot Porsche 911 Cup  
 Forch Racing by Atlas Ward

Lap D	Time	Sector 1	Sector 2	Sector 3	T. Spd	Elapsed	Lap D	Time	Sector 1	Sector 2	Sector 3	T. Spd	Elapsed
1	12:43:40.194	12:41:31.615	1:25.144	43.435	146.7	12:43:40.194	1	12:43:35.639	12:41:29.300	1:22.936	43.403	101.5	12:43:35.639
2	3:41.170	1:57.266	1:07.649	36.255	254.7	12:47:21.364	2	2:36.434	44.472	1:10.538	41.424	222.2	12:46:12.073
3	2:20.914	38.990	1:05.863	36.061	272.7	12:49:42.278	3	2:21.991	39.767	1:06.135	36.089	268.6	12:48:34.064
4	2:20.668	38.877	1:05.627	36.164	274.1	12:52:02.946	4	<del>2:21.307</del>	39.166	1:06.111	36.030	272.0	12:50:55.371
5	2:21.082	39.119	1:05.794	36.169	274.1	12:54:24.028	5	2:21.787	39.547	1:06.170	36.070	270.6	12:53:17.158
6	2:21.345	39.125	1:05.892	36.328	272.7	12:56:45.373	6	2:22.398	39.399	1:06.315	36.684	271.3	12:55:39.556
7	2:21.325	38.968	1:06.230	36.127	273.4	12:59:06.698	7	6:14.204	4:30.509	1:07.276	36.419	253.5	13:01:53.760
8	<del>2:21.462</del>	39.023	1:06.174	36.265	273.4	13:01:28.160	8	2:22.150	39.432	1:06.520	36.198	271.3	13:04:15.910
9	2:21.798	39.006	1:06.409	36.383	275.5	13:03:49.958	9	<del>2:22.697</del>	39.432	1:06.688	36.577	272.7	13:06:38.607
10	<del>2:21.645</del>	39.139	1:06.190	36.316	274.8	13:06:11.603	10	<del>2:22.688</del>	39.106	1:07.066	36.516	274.1	13:09:01.295
11	<del>2:21.749</del>	38.917	1:06.490	36.342	276.9	13:08:33.352	11	2:22.845	39.349	1:06.887	36.609	272.7	13:11:24.140
12	<del>2:21.609</del>	39.015	1:06.311	36.283	274.8	13:10:54.961	12	6:17.719	4:31.775	1:09.302	36.642	233.7	13:17:41.859
13	2:22.104	39.116	1:06.684	36.304	275.5	13:13:17.065	13	<del>2:24.429</del>	40.912	1:07.176	36.341	257.1	13:20:06.288
14	2:22.047	39.092	1:06.460	36.495	272.0	13:15:39.112	14	2:22.890	39.538	1:06.791	36.561	270.6	13:22:29.178
15	2:22.651	39.201	1:07.013	36.437	272.0	13:18:01.763	15	6:28.462	4:31.063	1:16.733	40.666	164.8	13:28:57.640
16	11:15.454	9:12.182	1:18.465	44.807	131.7	13:29:17.217	16	2:27.890	42.380	1:08.760	36.750	238.4	13:31:25.530
17	2:31.822	42.852	1:08.666	40.304	227.8	13:31:49.039	17	<b>2:19.799</b>	39.145	<b>1:05.027</b>	<b>35.627</b>	272.7	13:33:45.329
18	2:19.657	38.846	1:05.126	35.685	274.8	13:34:08.696	18	<del>2:20.000</del>	38.893	1:05.337	35.770	273.4	13:36:05.329
19	2:19.359	38.767	1:05.049	<b>35.543</b>	274.8	13:36:28.055	19	2:21.805	<b>38.861</b>	1:06.187	36.757	275.5	13:38:27.134
20	<b>2:19.329</b>	38.776	<b>1:04.983</b>	35.570	274.8	13:38:47.384							
21	2:23.145	<b>38.755</b>	1:07.417	36.973	274.8	13:41:10.529							





Spa Francorchamps

Porsche Sixt Carrera Cup Deutschland

Free Practice

Lap Analysis



SIXT CARRERA CUP DEUTSCHLAND

91

Gian Luca Tüccaroglu

Porsche 911 Cup

98

Nick Ho

Porsche 911 Cup

Team75 Bernhard Rookie

Team GP Elite

Lap D	Time	Sector 1	Sector 2	Sector 3	T. Spd	Elapsed	Lap D	Time	Sector 1	Sector 2	Sector 3	T. Spd	Elapsed
1	12:43:51.312	12:41:20.425	1:35.311	55.576	96.2	12:43:51.312	1	12:42:49.330	12:40:44.336	1:22.079	42.915	150.2	12:42:49.330
2	2:51.272	55.326	1:13.197	42.749	110.8	12:46:42.584	2	2:29.295	42.005	1:09.752	37.538	262.1	12:45:18.625
3	2:32.986	40.602	1:10.806	41.578	266.0	12:49:15.570	3	2:21.113	39.099	1:06.174	35.840	274.1	12:47:39.738
4	5:46.557	4:02.584	1:07.208	36.765	185.5	12:55:02.127	4	2:24.171	39.118	1:05.999	39.054	274.8	12:50:03.909
5	2:21.362	39.146	1:06.061	36.155	273.4	12:57:23.489	5	2:22.391	39.010	1:06.184	37.197	274.8	12:52:26.300
6	<del>2:20.675</del>	39.004	1:05.684	35.987	273.4	12:59:44.164	6	<del>2:21.444</del>	39.031	1:06.258	36.155	272.7	12:54:47.744
7	6:23.238	4:39.233	1:07.287	36.718	254.7	13:06:07.402	7	6:37.247	4:53.872	1:07.262	36.113	250.5	13:01:24.991
8	<del>2:20.989</del>	38.769	1:05.860	36.360	275.5	13:08:28.391	8	<del>2:21.556</del>	39.212	1:06.444	35.900	274.1	13:03:46.547
9	<del>2:21.242</del>	38.943	1:06.136	36.133	274.1	13:10:49.603	9	<del>2:24.083</del>	39.019	1:07.642	37.422	273.4	13:06:10.630
10	<del>2:21.320</del>	39.111	1:06.164	36.045	275.5	13:13:10.923	10	6:22.255	4:38.573	1:07.457	36.225	246.0	13:12:32.885
11	<del>5:46.845</del>	4:03.130	1:06.819	36.866	256.5	13:18:57.738	11	<del>2:21.993</del>	39.177	1:06.633	36.183	271.3	13:14:54.878
12	2:21.690	39.060	1:06.410	36.220	274.8	13:21:19.428	12	<del>5:30.750</del>	3:47.554	1:06.982	36.214	245.4	13:20:25.628
13	6:15.410	4:20.782	1:17.057	37.571	163.1	13:27:34.838	13	2:23.194	39.260	1:06.344	37.590	270.6	13:22:48.822
14	2:24.012	40.182	1:07.251	36.579	270.6	13:29:58.850	14	5:20.303	3:15.987	1:19.954	44.362	165.8	13:28:09.125
15	2:19.868	38.757	1:05.535	35.576	276.2	13:32:18.718	15	2:31.509	46.464	1:08.536	36.509	163.3	13:30:40.634
16	<del>2:19.048</del>	38.486	1:04.995	35.567	278.3	13:34:37.766	16	2:19.613	38.870	1:05.381	35.362	274.8	13:33:00.247
17	2:19.204	38.450	1:05.165	35.589	278.3	13:36:56.970	17	2:19.562	38.575	1:05.561	35.426	276.2	13:35:19.809
18	2:18.920	38.276	1:05.110	35.534	278.3	13:39:15.890	18	<del>2:28.799</del>	38.727	1:11.010	39.062	276.2	13:37:48.608
19	<del>2:20.068</del>	38.632	1:05.575	35.861	275.5	13:41:35.958	19	<del>2:22.406</del>	39.018	1:06.835	36.253	271.3	13:40:10.714

95

Joseph Warhurst

Porsche 911 Cup

99

Marcus Amand

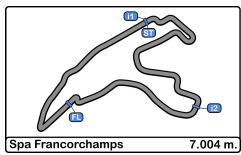
Porsche 911 Cup

Target

Proton Competition

Lap D	Time	Sector 1	Sector 2	Sector 3	T. Spd	Elapsed	Lap D	Time	Sector 1	Sector 2	Sector 3	T. Spd	Elapsed
1	12:42:53.918	12:40:56.003	1:18.584	39.331	161.6	12:42:53.918	1	12:43:29.558	12:41:25.611	1:21.196	42.751	193.2	12:43:29.558
2	2:31.296	41.201	1:09.276	40.819	240.0	12:45:25.214	2	2:40.685	46.611	1:08.993	45.081	180.3	12:46:10.243
3	2:21.873	39.379	1:06.387	36.107	271.3	12:47:47.087	3	5:43.424	3:58.749	1:07.282	37.393	246.5	12:51:53.667
4	2:20.452	38.976	1:05.738	35.738	274.1	12:50:07.539	4	<del>2:21.354</del>	39.107	1:06.173	36.074	270.0	12:54:15.021
5	2:20.962	38.927	1:05.913	36.122	275.5	12:52:28.501	5	2:21.339	39.166	1:06.023	36.150	271.3	12:56:36.360
6	<del>2:21.688</del>	39.008	1:06.204	36.476	274.1	12:54:50.189	6	2:21.476	39.081	1:06.193	36.202	272.7	12:58:57.836
7	7:25.134	5:41.143	1:07.404	36.587	250.5	13:02:15.323	7	<del>2:22.576</del>	38.998	1:06.169	37.409	272.0	13:01:20.412
8	2:21.238	39.039	1:06.263	35.936	270.6	13:04:36.561	8	2:21.580	39.059	1:06.252	36.269	272.7	13:03:41.992
9	<del>2:21.079</del>	38.933	1:06.225	35.921	273.4	13:06:57.640	9	5:53.802	4:04.426	1:07.087	42.289	255.3	13:09:35.794
10	<del>2:22.966</del>	38.852	1:06.850	37.264	272.7	13:09:20.606	10	2:22.738	39.481	1:06.846	36.411	268.6	13:11:58.532
11	16:27.060	14:34.415	1:14.869	37.776	173.0	13:25:47.666	11	6:46.563	5:02.320	1:07.308	36.935	252.9	13:18:45.095
12	2:29.217	40.087	1:07.931	41.199	250.5	13:28:16.883	12	<del>2:22.209</del>	39.298	1:06.560	36.351	268.6	13:21:07.304
13	2:20.529	38.836	1:05.952	35.741	273.4	13:30:37.412	13	9:03.948	7:08.537	1:14.509	40.902	193.8	13:30:11.252
14	2:19.382	38.689	1:05.266	35.427	275.5	13:32:56.794	14	2:27.714	41.237	1:07.240	39.237	260.2	13:32:38.966
15	2:25.557	39.997	1:06.864	38.696	258.3	13:35:22.351	15	2:21.051	39.030	1:05.572	36.449	272.0	13:35:00.017
							16	<del>2:40.654</del>	38.717	1:05.308	35.626	272.7	13:37:19.668
							17	<del>2:20.092</del>	38.768	1:05.499	35.825	273.4	13:39:39.760
							18	<del>2:20.304</del>	38.754	1:05.528	36.022	272.0	13:42:00.064





Spa Francorchamps

Porsche Sixt Carrera Cup Deutschland  
Free Practice

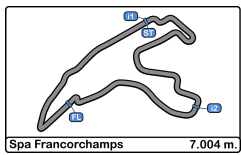
Best Sectors Results



SIXT  
CARRERA CUP  
DEUTSCHLAND

Sector - 1				Sector - 2				Sector - 3				Ideal Lap vs Best Lap			
Clas	Nº	Driver	Time	Nº	Driver	Time	Nº	Driver	Time	Clas	Nº	Driver	Ideal Lap	Best Lap	Clas
1	91	Gian Luca Tüccaroglu	38.276	3	Keagan Masters	1:04.701	27	Matheus Ferreira	35.055	1	27	Matheus Ferreira	2:18.506	2:18.553	1
2	14	Caleb Sumich	38.556	12	Flynt Schuring	1:04.716	11	Chester Kieffer	35.146	2	12	Flynt Schuring	2:18.624	2:18.960	7
3	98	Nick Ho	38.575	13	Alexander Tauscher	1:04.736	44	Theo Oeverhaus	35.275	3	11	Chester Kieffer	2:18.687	2:18.803	3
4	27	Matheus Ferreira	38.592	44	Theo Oeverhaus	1:04.813	12	Flynt Schuring	35.305	4	44	Theo Oeverhaus	2:18.713	2:18.713	2
5	11	Chester Kieffer	38.599	27	Matheus Ferreira	1:04.859	34	Dirk Schouten	35.312	5	91	Gian Luca Tüccaroglu	2:18.805	2:18.920	4
6	12	Flynt Schuring	38.603	57	Gustav Burton	1:04.906	3	Keagan Masters	35.353	6	13	Alexander Tauscher	2:18.811	2:18.953	6
7	44	Theo Oeverhaus	38.625	11	Chester Kieffer	1:04.942	57	Gustav Burton	35.354	7	3	Keagan Masters	2:18.838	2:18.934	5
8	34	Dirk Schouten	38.634	14	Caleb Sumich	1:04.966	98	Nick Ho	35.362	8	57	Gustav Burton	2:18.965	2:18.980	8
9	66	Montego Maassen	38.687	77	Louis Perrot	1:04.983	13	Alexander Tauscher	35.371	9	14	Caleb Sumich	2:19.028	2:19.314	9
10	95	Joseph Warhurst	38.689	91	Gian Luca Tüccaroglu	1:04.995	25	Wouter Boerekamps	35.410	10	34	Dirk Schouten	2:19.036	2:19.363	11
11	13	Alexander Tauscher	38.704	17	Gustav Bergström	1:05.020	95	Joseph Warhurst	35.427	11	77	Louis Perrot	2:19.281	2:19.329	10
12	57	Gustav Burton	38.705	88	Daniel Ros	1:05.027	28	Aldo Festante	35.428	12	25	Wouter Boerekamps	2:19.309	2:19.479	14
13	99	Marcus Amand	38.717	28	Aldo Festante	1:05.059	65	Sam Jongejan	35.471	13	28	Aldo Festante	2:19.318	2:19.520	15
14	25	Wouter Boerekamps	38.728	10	Niels Langeveld	1:05.086	10	Niels Langeveld	35.494	14	98	Nick Ho	2:19.318	2:19.562	16
15	77	Louis Perrot	38.755	34	Dirk Schouten	1:05.090	14	Caleb Sumich	35.506	15	10	Niels Langeveld	2:19.347	2:19.400	13
16	10	Niels Langeveld	38.767	31	Sebastian Freymuth	1:05.131	91	Gian Luca Tüccaroglu	35.534	16	95	Joseph Warhurst	2:19.382	2:19.382	12
17	3	Keagan Masters	38.784	25	Wouter Boerekamps	1:05.171	77	Louis Perrot	35.543	17	88	Daniel Ros	2:19.515	2:19.799	18
18	31	Sebastian Freymuth	38.816	65	Sam Jongejan	1:05.239	66	Montego Maassen	35.576	18	65	Sam Jongejan	2:19.575	2:19.645	17
19	16	Max Mutschlechner	38.824	95	Joseph Warhurst	1:05.266	99	Marcus Amand	35.626	19	31	Sebastian Freymuth	2:19.625	2:21.475	28
20	28	Aldo Festante	38.831	99	Marcus Amand	1:05.308	88	Daniel Ros	35.627	20	99	Marcus Amand	2:19.651	2:21.051	24
21	88	Daniel Ros	38.861	98	Nick Ho	1:05.381	4	Jonas Greif	35.648	21	17	Gustav Bergström	2:19.801	2:20.275	20
22	65	Sam Jongejan	38.865	16	Max Mutschlechner	1:05.382	32	Tim Reiter	35.651	22	16	Max Mutschlechner	2:19.949	2:20.286	21
23	32	Tim Reiter	38.983	32	Tim Reiter	1:05.435	31	Sebastian Freymuth	35.678	23	66	Montego Maassen	2:19.971	2:21.247	26
24	56	Alexandra Vateva	38.989	6	Dylan Yip	1:05.475	16	Max Mutschlechner	35.743	24	32	Tim Reiter	2:20.069	2:20.069	19
25	54	Michael Essmann	39.032	66	Montego Maassen	1:05.708	17	Gustav Bergström	35.745	25	6	Dylan Yip	2:20.711	2:20.711	22
26	17	Gustav Bergström	39.036	54	Michael Essmann	1:05.932	54	Michael Essmann	35.791	26	54	Michael Essmann	2:20.755	2:21.369	27
27	6	Dylan Yip	39.185	4	Jonas Greif	1:05.944	56	Alexandra Vateva	35.849	27	4	Jonas Greif	2:20.865	2:20.876	23
28	84	Ahmad Alshehab	39.200	84	Ahmad Alshehab	1:06.169	84	Ahmad Alshehab	35.937	28	56	Alexandra Vateva	2:21.103	2:21.103	25
29	4	Jonas Greif	39.273	56	Alexandra Vateva	1:06.265	6	Dylan Yip	36.051	29	84	Ahmad Alshehab	2:21.306	2:21.806	29
30	23	Samer Shahin	39.416	5	Sören Spreng	1:06.486	23	Samer Shahin	36.062	30	5	Sören Spreng	2:22.251	2:22.391	30
31	22	Rey King	39.584	23	Samer Shahin	1:06.923	5	Sören Spreng	36.165	31	23	Samer Shahin	2:22.401	2:22.712	31
32	5	Sören Spreng	39.600	22	Rey King	1:07.542	22	Rey King	36.368	32	22	Rey King	2:23.494	2:23.557	32





Spa Francorchamps

Porsche Sixt Carrera Cup Deutschland  
Free Practice

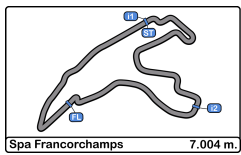
Best 5 Lap Times



SIXT  
CARRERA CUP  
DEUTSCHLAND

Cls	N°	Driver	Nat	Cat	Cls	Team	Nat	Vehicle	Best 1		Best 2		Best 3		Best 4		Best 5	
									Time	Lap	Time	Lap	Time	Lap	Time	Lap	Time	Lap
1	27	Matheus Ferreira	BRA			Team GP Elite	NLD	Porsche 911 Cup	2:18.553	18	2:19.333	19	2:19.971	20	2:20.359	4	2:21.135	9
2	44	Theo Oeverhaus	DEU			ID Racing	DEU	Porsche 911 Cup	2:18.713	14	2:20.420	11	2:20.534	15	2:20.964	4	2:21.220	10
3	11	Chester Kieffer	LUX	Rookie	1	SCHUMACHER CLRT	BEL	Porsche 911 Cup	2:18.803	17	2:19.056	18	2:20.258	16	2:21.038	5	2:21.230	7
4	91	Gian Luca Tuccaroglu	DEU			Team75 Bernhard	DEU	Porsche 911 Cup	2:18.920	18	2:19.204	17	2:19.868	15	2:21.362	5	2:21.690	12
5	3	Keagan Masters	ZAF			Proton Competition	DEU	Porsche 911 Cup	2:18.934	17	2:19.391	16	2:20.992	8	2:21.685	11	2:21.789	12
6	13	Alexander Tauscher	DEU			Target	ITA	Porsche 911 Cup	2:18.953	14	2:19.372	16	2:20.410	15	2:20.566	13	2:20.596	4
7	12	Flynt Schuring	NLD			SCHUMACHER CLRT	BEL	Porsche 911 Cup	2:18.960	19	2:18.992	18	2:19.454	21	2:20.513	3	2:21.213	15
8	57	Gustav Burton	GBR			Forch Racing by Atlas Ward	POL	Porsche 911 Cup	2:18.980	17	2:19.457	18	2:19.659	16	2:20.944	4	2:21.244	5
9	14	Caleb Sumich	AUS	Rookie	2	Target	ITA	Porsche 911 Cup	2:19.314	15	2:20.965	14	2:21.491	5	2:21.721	9	2:21.834	4
10	77	Louis Perrot	FRA			Forch Racing by Atlas Ward	POL	Porsche 911 Cup	2:19.329	20	2:19.359	19	2:19.657	18	2:20.668	4	2:20.914	3
11	34	Dirk Schouten	NLD			Looping by CarTech	DEU	Porsche 911 Cup	2:19.363	19	2:19.728	20	2:21.237	6	2:21.409	4	2:21.418	12
12	95	Joseph Warhurst	GBR			Target	ITA	Porsche 911 Cup	2:19.382	14	2:20.452	4	2:20.529	13	2:20.962	5	2:21.238	8
13	10	Niels Langeveld	NLD			Laptime-Performance	DEU	Porsche 911 Cup	2:19.400	19	2:19.450	18	2:19.976	17	2:20.116	20	2:20.693	4
14	25	Wouter Boerekamps	NLD			Team GP Elite	NLD	Porsche 911 Cup	2:19.479	17	2:19.683	18	2:20.199	19	2:20.973	4	2:21.477	12
15	28	Aldo Festante	ITA			Target	ITA	Porsche 911 Cup	2:19.520	15	2:19.651	16	2:20.608	14	2:21.431	4	2:21.529	6
16	98	Nick Ho	NLD	Rookie	3	Team GP Elite	NLD	Porsche 911 Cup	2:19.562	17	2:19.613	16	2:21.113	3	2:22.391	5	2:23.194	13
17	65	Sam Jongejan	NLD	Rookie	4	Team75 Bernhard	DEU	Porsche 911 Cup	2:19.645	16	2:19.902	15	2:21.421	12	2:22.975	5	2:23.432	9
18	88	Daniel Ros	SWE			Team Proton	DEU	Porsche 911 Cup	2:19.799	17	2:21.787	5	2:21.805	19	2:21.991	3	2:22.150	8
19	32	Tim Reiter	DEU			Looping by CarTech	DEU	Porsche 911 Cup	2:20.069	20	2:20.612	18	2:22.229	13	2:22.537	14	2:22.557	17
20	17	Gustav Bergström	SWE	Rookie	5	Team Proton	DEU	Porsche 911 Cup	2:20.275	18	2:21.486	4	2:21.801	9	2:22.382	3	2:22.615	10
21	16	Max Mutschlechner	DEU	Rookie	6	Target Competition	ITA	Porsche 911 Cup	2:20.286	16	2:20.591	17	2:20.984	15	2:21.375	13	2:22.338	5
22	6	Dylan Yip	HKG	Rookie	7	Team Proton	DEU	Porsche 911 Cup	2:20.711	16	2:21.851	17	2:22.508	4	2:22.530	11	2:22.753	5
23	4	Jonas Greif	DEU			GP Elite	NLD	Porsche 911 Cup	2:20.876	17	2:21.033	18	2:21.522	16	2:22.422	15	2:22.948	12
24	99	Marcus Amand	FIN			Proton Competition	DEU	Porsche 911 Cup	2:21.051	15	2:21.339	5	2:21.476	6	2:21.580	8	2:22.738	10
25	56	Alexandra Vateva	BGR	Rookie	8	Target Competition	ITA	Porsche 911 Cup	2:21.103	15	2:22.348	13	2:22.373	16	2:23.051	5	2:23.200	9
26	66	Montego Maassen	DEU	Rookie	9	Forch Racing by Atlas Ward	POL	Porsche 911 Cup	2:21.247	4	2:21.283	12	2:23.416	3	2:33.565	14	4:08.790	2
27	54	Michael Essmann	DEU	ProAm	1	Team75 Bernhard	DEU	Porsche 911 Cup	2:21.369	16	2:21.935	15	2:24.000	14	2:24.086	10	2:24.986	6
28	31	Sebastian Freymuth	DEU			Laptime-Performance	DEU	Porsche 911 Cup	2:21.475	3	2:21.492	4	2:21.665	15	2:21.777	18	2:22.032	9
29	84	Ahmad Alshehab	KWT	ProAm	2	ID Racing	DEU	Porsche 911 Cup	2:21.806	13	2:22.384	9	2:22.415	4	2:23.305	6	2:23.882	3
30	5	Sören Spreng	DEU	ProAm	3	GP Elite	NLD	Porsche 911 Cup	2:22.391	19	2:24.126	12	2:24.451	5	2:25.160	6	2:27.581	9
31	23	Samer Shahin	AUS	ProAm	4	GP Elite	NLD	Porsche 911 Cup	2:22.712	17	2:22.719	18	2:23.230	15	2:23.829	13	2:24.687	7
32	22	Rey King	GBR	ProAm	5	ID Racing	DEU	Porsche 911 Cup	2:23.557	12	2:24.558	13	2:24.616	4	2:24.851	9	2:25.097	7





Spa Francorchamps

Porsche Sixt Carrera Cup Deutschland  
Free Practice

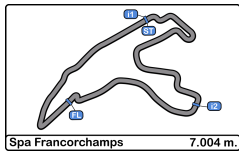
Best 5 Top Speeds



SIXT  
CARRERA CUP  
DEUTSCHLAND

Clas	N°	Driver	Nat	Cat	Cls	Team	Nat	Vehicle	Top 1		Top 2		Top 3		Top 4		Top 5		Avg
									Km/h	Lap	Km/h	Lap	Km/h	Lap	Km/h	Lap	Km/h	Lap	
1	13	Alexander Tauscher	DEU			Target	ITA	Porsche 911 Cup	279.0	15	276.2	4	276.2	8	276.2	17	275.5	6	276.6
2	91	Gian Luca Tuccaroglu	DEU			Team75 Bernhard	DEU	Porsche 911 Cup	278.3	16	278.3	17	278.3	18	276.2	15	275.5	8	277.3
3	11	Chester Kieffer	LUX	Rookie	1	SCHUMACHER CLRT	DEU	Porsche 911 Cup	277.6	5	277.6	16	276.9	4	276.2	18	275.5	17	276.7
4	44	Theo Oeverhaus	DEU			ID Racing	DEU	Porsche 911 Cup	277.6	15	276.2	14	275.5	4	272.7	7	272.7	11	274.9
5	14	Caleb Sumich	AUS	Rookie	2	Target	ITA	Porsche 911 Cup	276.9	5	276.2	16	275.5	15	274.1	9	274.1	10	275.3
6	77	Louis Perrot	FRA			Forch Racing by Atlas Ward	POL	Porsche 911 Cup	276.9	11	275.5	9	275.5	13	274.8	10	274.8	12	275.5
7	12	Flynt Schuring	IND			SCHUMACHER CLRT	DEU	Porsche 911 Cup	276.2	20	275.5	4	275.5	21	274.8	11	274.1	5	275.2
8	25	Wouter Boerekamps	IND			Team GP Elite	IND	Porsche 911 Cup	276.2	19	275.5	17	275.5	18	275.5	20	274.1	8	275.3
9	98	Nick Ho	IND	Rookie	3	Team GP Elite	IND	Porsche 911 Cup	276.2	17	276.2	18	274.8	4	274.8	5	274.8	16	275.3
10	10	Niels Langeveld	IND			Laptime-Performance	DEU	Porsche 911 Cup	275.5	4	275.5	5	275.5	6	275.5	11	274.8	10	275.3
11	27	Matheus Ferreira	BRA			Team GP Elite	IND	Porsche 911 Cup	275.5	4	275.5	18	274.8	17	274.8	20	273.4	5	274.8
12	28	Aldo Festante	ITA			Target	ITA	Porsche 911 Cup	275.5	16	274.8	4	274.8	15	274.1	5	274.1	6	274.6
13	57	Gustav Burton	GBR			Forch Racing by Atlas Ward	POL	Porsche 911 Cup	275.5	17	274.8	18	273.4	8	273.4	16	272.7	3	273.9
14	66	Montego Maassen	DEU	Rookie	4	Forch Racing by Atlas Ward	POL	Porsche 911 Cup	275.5	15	275.5	16	274.8	4	274.8	5	274.8	10	275.0
15	88	Daniel Ros	SWE			Team Proton	DEU	Porsche 911 Cup	275.5	19	274.1	10	273.4	18	272.7	9	272.7	11	273.6
16	95	Joseph Warhurst	GBR			Target	ITA	Porsche 911 Cup	275.5	5	275.5	14	274.1	4	274.1	6	273.4	9	274.5
17	3	Keagan Masters	ZAF			Proton Competition	DEU	Porsche 911 Cup	274.8	4	274.1	8	274.1	9	272.7	5	272.7	11	273.6
18	31	Sebastian Freymuth	DEU			Laptime-Performance	DEU	Porsche 911 Cup	274.8	8	274.1	4	274.1	16	274.1	19	273.4	3	274.1
19	34	Dirk Schouten	IND			Looping by CarTech	DEU	Porsche 911 Cup	274.8	19	273.4	8	273.4	21	272.7	10	272.0	5	273.2
20	16	Max Mutschlechner	DEU	Rookie	5	Target Competition	ITA	Porsche 911 Cup	274.1	5	273.4	14	272.7	17	272.0	6	272.0	16	272.8
21	56	Alexandra Vateva	BGR	Rookie	6	Target Competition	ITA	Porsche 911 Cup	274.1	14	274.1	15	274.1	17	273.4	5	273.4	16	273.8
22	65	Sam Jongejan	IND	Rookie	7	Team75 Bernhard	DEU	Porsche 911 Cup	274.1	12	273.4	6	273.4	16	272.0	15	270.6	5	272.7
23	84	Ahmad Alshehab	KWT	ProAm	1	ID Racing	DEU	Porsche 911 Cup	274.1	12	272.7	13	272.0	4	272.0	14	271.3	6	272.4
24	4	Jonas Greif	DEU			GP Elite	IND	Porsche 911 Cup	273.4	5	272.0	17	271.3	15	271.3	18	270.0	6	271.6
25	17	Gustav Bergström	SWE	Rookie	8	Team Proton	DEU	Porsche 911 Cup	273.4	5	272.7	17	271.3	4	271.3	18	271.3	19	272.0
26	23	Samer Shahin	AUS	ProAm	2	GP Elite	IND	Porsche 911 Cup	273.4	17	269.3	15	269.3	18	268.6	13	267.9	6	269.7
27	99	Marcus Amand	FIN			Proton Competition	DEU	Porsche 911 Cup	273.4	17	272.7	6	272.7	8	272.7	16	272.0	7	272.7
28	32	Tim Reiter	DEU			Looping by CarTech	DEU	Porsche 911 Cup	272.7	19	271.3	7	271.3	20	270.6	6	270.6	14	271.3
29	54	Michael Essmann	DEU	ProAm	3	Team75 Bernhard	DEU	Porsche 911 Cup	272.7	6	272.7	17	272.0	15	272.0	16	271.3	11	272.1
30	6	Dylan Yip	HKG	Rookie	9	Team Proton	DEU	Porsche 911 Cup	272.0	4	272.0	8	271.3	11	271.3	13	271.3	16	271.6
31	5	Sören Spreng	DEU	ProAm	4	GP Elite	IND	Porsche 911 Cup	271.3	18	270.6	19	270.0	9	270.0	20	269.3	5	270.2
32	22	Rey King	GBR	ProAm	5	ID Racing	DEU	Porsche 911 Cup	270.6	10	270.6	13	270.0	16	269.3	4	269.3	12	270.0





Spa Francorchamps

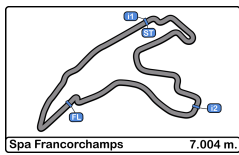
Porsche Sixt Carrera Cup Deutschland  
Free Practice

Fastest Laps Sequence

**PORSCHE**

SIXT  
CARRERA CUP  
DEUTSCHLAND

Lap	Time of Day	Session Time	Nº Driver	Nat	Cat	Team	Nat	Vehicle	Time	Km/h
2	12:44:54.524	4:54.524	34 Dirk Schouten		NLD	Looping by CarTech		Porsche 911 Cup	2:23.861	175.2
3	12:47:16.168	7:16.168	34 Dirk Schouten		NLD	Looping by CarTech		Porsche 911 Cup	2:21.644	178.0
3	12:47:38.916	7:38.916	27 Matheus Ferreira		BRA	Team GP Elite		Porsche 911 Cup	2:21.137	178.6
3	12:47:39.738	7:39.738	98 Nick Ho		NLD	Rookie Team GP Elite		Porsche 911 Cup	2:21.113	178.6
3	12:48:13.837	8:13.837	12 Flynt Schuring		NLD	SCHUMACHER CLRT		Porsche 911 Cup	2:20.513	179.4
4	12:49:59.275	9:59.275	27 Matheus Ferreira		BRA	Team GP Elite		Porsche 911 Cup	2:20.359	179.6
15	13:32:18.718	52:18.718	91 Gian Luca Tüccaroglu		DEU	Team75 Bernhard		Porsche 911 Cup	2:19.868	180.2
14	13:32:51.578	52:51.578	13 Alexander Tauscher		DEU	Target		Porsche 911 Cup	2:18.953	181.4
14	13:35:02.840	55:02.840	44 Theo Oeverhaus		DEU	ID Racing		Porsche 911 Cup	2:18.713	181.7
18	13:37:08.023	57:08.023	27 Matheus Ferreira		BRA	Team GP Elite		Porsche 911 Cup	2:18.553	181.9



Spa Francorchamps

Porsche Sixt Carrera Cup Deutschland  
Free Practice

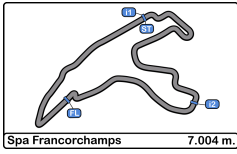
Event Best Maximum Speed



SIXT  
CARRERA CUP  
DEUTSCHLAND

N°	Driver	Nat	Cat	Clas	Team	Nat	Vehicle	Km/h	Session
13	Alexander Tauscher		DEU		Target		Porsche 911 Cup	279.0	Free Practice
91	Gian Luca Tüccaroglu		DEU		Team75 Bernhard		Porsche 911 Cup	278.3	Free Practice
11	Chester Kieffer		LUX	Rookie 1	SCHUMACHER CLRT		Porsche 911 Cup	277.6	Free Practice
44	Theo Oeverhaus		DEU		ID Racing		Porsche 911 Cup	277.6	Free Practice
14	Caleb Sumich		AUS	Rookie 2	Target		Porsche 911 Cup	276.9	Free Practice
77	Louis Perrot		FRA		Forch Racing by Atlas Ward		Porsche 911 Cup	276.9	Free Practice
98	Nick Ho		NLD	Rookie 3	Team GP Elite		Porsche 911 Cup	276.2	Free Practice
12	Flynt Schuring		NLD		SCHUMACHER CLRT		Porsche 911 Cup	276.2	Free Practice
25	Wouter Boerekamps		NLD		Team GP Elite		Porsche 911 Cup	276.2	Free Practice
10	Niels Langeveld		NLD		Laptime-Performance		Porsche 911 Cup	275.5	Free Practice
95	Joseph Warhurst		GBR		Target		Porsche 911 Cup	275.5	Free Practice
57	Gustav Burton		GBR		Forch Racing by Atlas Ward		Porsche 911 Cup	275.5	Free Practice
66	Montego Maassen		DEU	Rookie 4	Forch Racing by Atlas Ward		Porsche 911 Cup	275.5	Free Practice
28	Aldo Festante		ITA		Target		Porsche 911 Cup	275.5	Free Practice
27	Matheus Ferreira		BRA		Team GP Elite		Porsche 911 Cup	275.5	Free Practice
88	Daniel Ros		SWE		Team Proton		Porsche 911 Cup	275.5	Free Practice
3	Keagan Masters		ZAF		Proton Competition		Porsche 911 Cup	274.8	Free Practice
31	Sebastian Freymuth		DEU		Laptime-Performance		Porsche 911 Cup	274.8	Free Practice
34	Dirk Schouten		NLD		Looping by CarTech		Porsche 911 Cup	274.8	Free Practice
16	Max Mutschlechner		DEU	Rookie 5	Target Competition		Porsche 911 Cup	274.1	Free Practice
65	Sam Jongejan		NLD	Rookie 6	Team75 Bernhard		Porsche 911 Cup	274.1	Free Practice
56	Alexandra Vateva		BGR	Rookie 7	Target Competition		Porsche 911 Cup	274.1	Free Practice
84	Ahmad Alshehab		KWT	ProAm 1	ID Racing		Porsche 911 Cup	274.1	Free Practice
4	Jonas Greif		DEU		GP Elite		Porsche 911 Cup	273.4	Free Practice
17	Gustav Bergström		SWE	Rookie 8	Team Proton		Porsche 911 Cup	273.4	Free Practice
23	Samer Shahin		AUS	ProAm 2	GP Elite		Porsche 911 Cup	273.4	Free Practice
99	Marcus Amand		FIN		Proton Competition		Porsche 911 Cup	273.4	Free Practice
54	Michael Essmann		DEU	ProAm 3	Team75 Bernhard		Porsche 911 Cup	272.7	Free Practice
32	Tim Reiter		DEU		Looping by CarTech		Porsche 911 Cup	272.7	Free Practice
6	Dylan Yip		HKG	Rookie 9	Team Proton		Porsche 911 Cup	272.0	Free Practice
5	Sören Spreng		DEU	ProAm 4	GP Elite		Porsche 911 Cup	271.3	Free Practice
22	Rey King		GBR	ProAm 5	ID Racing		Porsche 911 Cup	270.6	Free Practice





Spa Francorchamps

Porsche Sixt Carrera Cup Deutschland

Free Practice

Pit Stop Analysis

**PORSCHE**

**SIXT  
CARRERA CUP  
DEUTSCHLAND**

32

Tim Reiter

Porsche 911 Cup

Looping by CarTech

N°	In Day Time	In Time	Out Time	Pit Time	T. Pit Time	Handicap	Diff.
1	12:43:09.641	12:43:09.641	12:43:37.696	28.055	28.055		

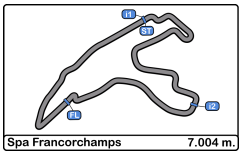
77

Louis Perrot

Porsche 911 Cup

Forch Racing by Atlas Ward

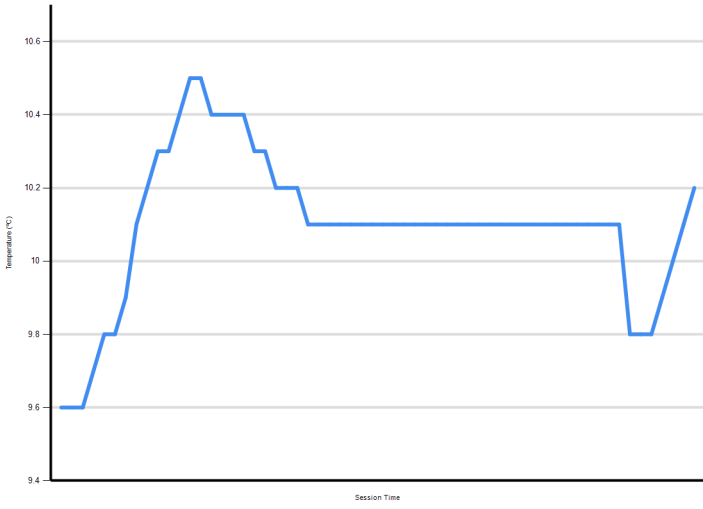
N°	In Day Time	In Time	Out Time	Pit Time	T. Pit Time	Handicap	Diff.
1	12:44:05.321	12:44:05.321	12:45:10.611	1:05.290	1:05.290		



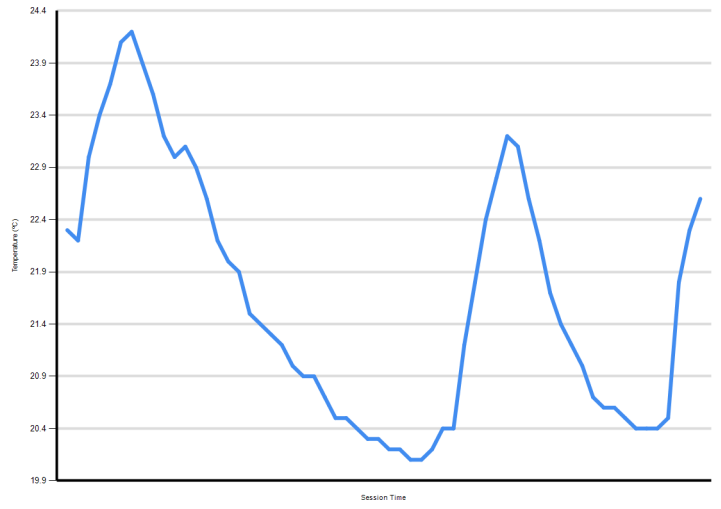
**Spa Francorchamps**  
**Porsche Sixt Carrera Cup Deutschland**  
**Free Practice**  
**Weather Report**



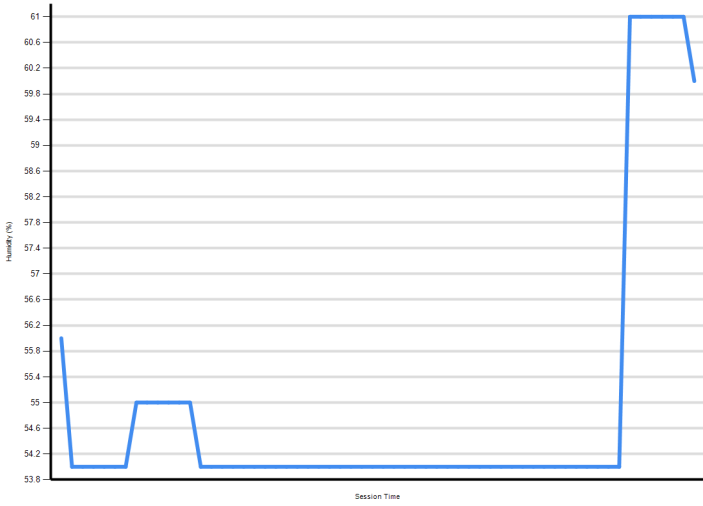
Air Temperature



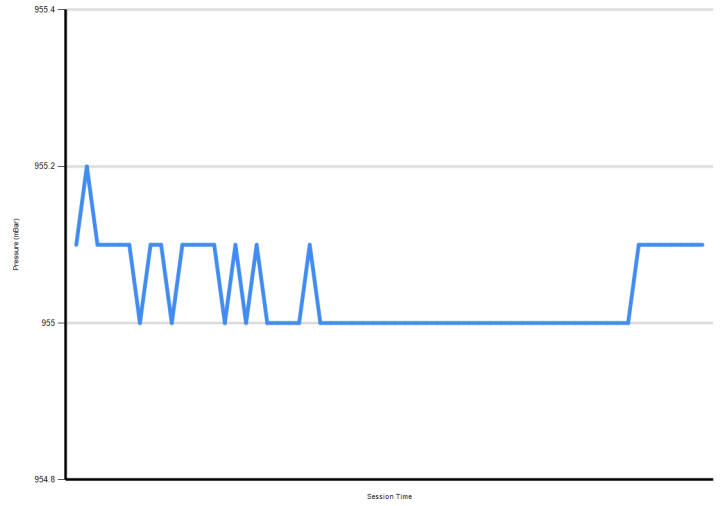
Track Temperature



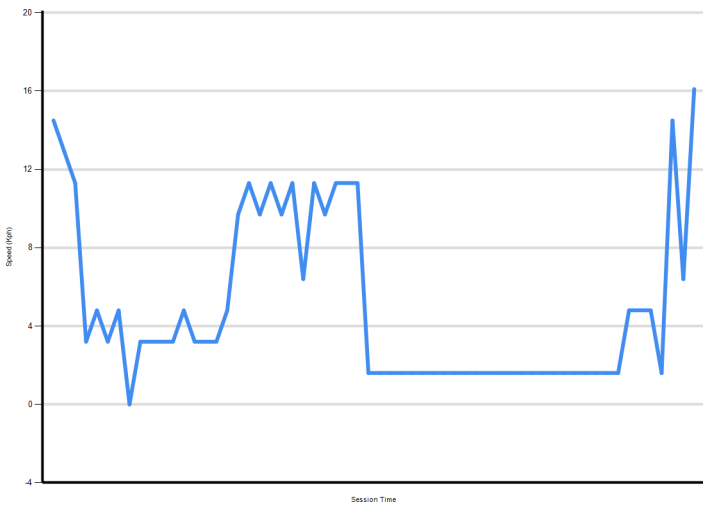
Humidity



Pressure



Wind Speed



Wind direction

