

# DTM Round 3 Dekra Lausitzring

Porsche Sixt Carrera Cup Deutschland

Test Session 1

18 June 2026 09:00

**PORSCHE**

**SIXT  
CARRERA CUP  
DEUTSCHLAND**

## Result List Provisional

### Stewards / Race Management

STEWARD	Andreas Witkowski
STEWARD	Harry Stüber
STEWARD	Wieland Unnasch
RACE DIRECTOR	Luca Stegner
CLERK OF THE COURSE	Marcel Putsche
TECHNICAL DELEGATE	
CHIEF TIMEKEEPER	Steffen Ruhl

### Weather Start/Finish

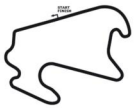
AIR	21.7°C
TRACK	26.9°C
CONDITIONS	Dry
PRESSURE	1005 hPa
AIR	23.4°C
TRACK	28.2°C
CONDITIONS	Dry
PRESSURE	1005 hPa

### Track Information

GREEN FLAG	09:00:00
CHEQUERED FLAG	09:45:00
SAFETY CAR PHASE	0
FULL COURSE YELLOW PHASE	0
TRACK NAME	Lausitzring
TRACK LENGTH	3478m
TURN COUNT	12
FASTEST LAP:	#13. TAU - 1:23.254

STARTED: 25 CLASSIFIED: 24 NOT CLASSIFIED: 1 DISQUALIFIED: 0

Nr.	Drivers	Team	Lap	Best Time	Gap	Diff	Kph	Day Time
Cl.	Car	Competitor						
1	13 A.Tauscher(GER) Porsche 911 Cup	Target(ITA)	10	1:23.254			150.3	9:43:23
2	3 K.Masters(RSA) Porsche 911 Cup	Proton Competition(GER)	8	1:23.321	0.067	0.067	150.2	9:12:07
3	99 M.Amand(FIN) Porsche 911 Cup	Proton Competition(GER)	14	1:23.374	0.120	0.053	150.1	9:45:20
4	14 C.Sumich(AUS) Rookie Porsche 911 Cup	Target(ITA)	12	1:23.523	0.269	0.149	149.9	9:46:12
5	25 W.Boerekamps(NED) Porsche 911 Cup	TEAM GP ELITE(NED)	6	1:23.639	0.385	0.116	149.7	9:09:13
6	44 T.Oeverhaus(GER) Porsche 911 Cup	ID Racing(GER)	8	1:23.640	0.386	0.001	149.6	9:12:21
7	12 F.Schuring(NED) Porsche 911 Cup	Schumacher CLRT(BEL)	14	1:23.672	0.418	0.032	149.6	9:45:59
8	11 C.Kieffer(LUX) Rookie Porsche 911 Cup	Schumacher CLRT(BEL)	14	1:23.699	0.445	0.027	149.5	9:46:00
9	98 N.Ho(NED) Rookie Porsche 911 Cup	TEAM GP ELITE(NED)	7	1:23.821	0.567	0.122	149.3	9:10:39
10	34 D.Schouten(NED) Porsche 911 Cup	Looping by CarTech(GER)	13	1:23.835	0.581	0.014	149.3	9:45:00
11	16 M.Mutschlechner(GER) Rookie Porsche 911 Cup	Target Competition(AUT)	10	1:23.929	0.675	0.094	149.1	9:46:20
12	95 J.Warhurst(GBR) Porsche 911 Cup	Target(ITA)	12	1:23.969	0.715	0.040	149.1	9:46:17
13	56 A.Vateva(BUL) Rookie Porsche 911 Cup	Target Competition(AUT)	10	1:24.139	0.885	0.170	148.8	9:44:57
14	91 G.Tüccaroglu(GER) Porsche 911 Cup	Team75 Bernhard(GER)	10	1:24.184	0.930	0.045	148.7	9:45:40
15	88 D.Ros(SWE) Porsche 911 Cup	Team Proton(AUT)	14	1:24.356	1.102	0.172	148.4	9:45:23
16	6 D.Yip(HKG) Rookie Porsche 911 Cup	Team Proton(AUT)	13	1:24.434	1.180	0.078	148.2	9:45:22
17	57 G.Burton(GBR) Porsche 911 Cup	Forch Racing by Atlas Ward	9	1:24.605	1.351	0.171	147.9	9:13:37
18	27 M.Ferreira(BRA) Porsche 911 Cup	TEAM GP ELITE(NED)	7	1:24.849	1.595	0.244	147.5	9:10:53
19	5 S.Spreng(GER) ProAm Porsche 911 Cup	GP ELITE(NED)	12	1:25.013	1.759	0.164	147.2	9:45:11
20	4 J.Greif(GER) Porsche 911 Cup	GP ELITE(NED)	13	1:25.068	1.814	0.055	147.1	9:45:06
21	54 M.Essmann(GER) ProAm Porsche 911 Cup	Team75 Bernhard(GER)	13	1:25.572	2.318	0.504	146.3	9:45:30



# DTM Round 3 Dekra Lausitzring

Porsche Sixt Carrera Cup Deutschland

Test Session 1

18 June 2026 09:00

PORSCHE

SIXT  
CARRERA CUP  
DEUTSCHLAND

## Result List Provisional

Nr.	Drivers	Team	Lap	Best Time	Gap	Diff	Kph	Day Time
Cl.	Car	Competitor						
22	36 H.Sawer(VIE) Rookie Porsche 911 Cup	GP ELITE(NED)	11	1:26.005	2.751	0.433	145.5	9:45:09
23	84 A.Alshehab(KUW) ProAm Porsche 911 Cup	ID Racing(GER)	9	1:26.430	3.176	0.425	144.8	9:45:59
24	66 M.Maassen(GER) Rookie Porsche 911 Cup	Forch Racing by Atlas Ward	8	1:26.444	3.190	0.014	144.8	9:12:24
<b>Not classified</b>								
	65 S.Jongejan(NED) Rookie Porsche 911 Cup	Team75 Bernhard(GER)						

Subject to final scrutineering!

Publication time:

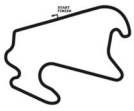
Clerk of the Course: Marcel Putsche

Timekeeper: Steffen Ruhl

ver: 1.0

Page 2/ 2 printed: 18.6.2026 9:59





# DTM Round 3 Dekra Lausitzring

Porsche Sixt Carrera Cup Deutschland

Test Session 1

18 June 2026 09:00

PORSCHE

SIXT  
CARRERA CUP  
DEUTSCHLAND

## Class Result List Provisional

### Stewards / Race Management

STEWARD	Andreas Witkowski
STEWARD	Harry Stüber
STEWARD	Wieland Unnasch
RACE DIRECTOR	Luca Stegner
CLERK OF THE COURSE	Marcel Putsche
TECHNICAL DELEGATE	
CHIEF TIMEKEEPER	Steffen Ruhl

### Weather Start/Finish

AIR	21.7°C
TRACK	26.9°C
CONDITIONS	Dry
PRESSURE	1005 hPa
AIR	23.4°C
TRACK	28.2°C
CONDITIONS	Dry
PRESSURE	1005 hPa

### Track Information

GREEN FLAG	09:00:00
CHEQUERED FLAG	09:45:00
SAFETY CAR PHASE	0
FULL COURSE YELLOW PHASE	0
TRACK NAME	Lausitzring
TRACK LENGTH	3478m
TURN COUNT	12
FASTEST LAP:	#13. TAU - 1:23.254

STARTED: 25 CLASSIFIED: 24 NOT CLASSIFIED: 1 DISQUALIFIED: 0

Nr.	Drivers	Team	Lap	Best Time	Gap	Diff	Kph	Day Time
	Car	Competitor						

### CLASS: ProAm

<b>Started: 3</b>	<b>Classified: 3</b>	<b>Not Classified: 0</b>						
1	5 S.Spreng(GER) Porsche 911 Cup	GP ELITE(NED)	12	1:25.013			147.2	9:45:11
2	54 M.Essmann(GER) Porsche 911 Cup	Team75 Bernhard(GER)	13	1:25.572	0.559	0.559	146.3	9:45:30
3	84 A.Alshehab(KUW) Porsche 911 Cup	ID Racing(GER)	9	1:26.430	1.417	0.858	144.8	9:45:59

### CLASS: Rookie

<b>Started: 9</b>	<b>Classified: 8</b>	<b>Not Classified: 1</b>						
1	14 C.Sumich(AUS) Porsche 911 Cup	Target(ITA)	12	1:23.523			149.9	9:46:12
2	11 C.Kieffer(LUX) Porsche 911 Cup	Schumacher CLRT(BEL)	14	1:23.699	0.176	0.176	149.5	9:46:00
3	98 N.Ho(NED) Porsche 911 Cup	TEAM GP ELITE(NED)	7	1:23.821	0.298	0.122	149.3	9:10:39
4	16 M.Mutschlechner(GER) Porsche 911 Cup	Target Competition(AUT)	10	1:23.929	0.406	0.108	149.1	9:46:20
5	56 A.Vateva(BUL) Porsche 911 Cup	Target Competition(AUT)	10	1:24.139	0.616	0.210	148.8	9:44:57
6	6 D.Yip(HKG) Porsche 911 Cup	Team Proton(AUT)	13	1:24.434	0.911	0.295	148.2	9:45:22
7	36 H.Sawer(VIE) Porsche 911 Cup	GP ELITE(NED)	11	1:26.005	2.482	1.571	145.5	9:45:09
8	66 M.Maassen(GER) Porsche 911 Cup	Forch Racing by Atlas Ward	8	1:26.444	2.921	0.439	144.8	9:12:24

### Not classified

65 S.Jongejan(NED) Porsche 911 Cup	Team75 Bernhard(GER)
---------------------------------------	----------------------

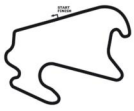
Subject to final scrutineering!

Publication time:	Clerk of the Course: Marcel Putsche	Timekeeper: Steffen Ruhl
-------------------	-------------------------------------	--------------------------

ver: 1.0

Page 1/1 printed: 18.6.2026 9:59





# DTM Round 3 Dekra Lausitzring

Porsche Sixt Carrera Cup Deutschland

Test Session 1

18 June 2026 09:00

PORSCHE

SIXT  
CARRERA CUP  
DEUTSCHLAND

## Sector List Provisional

Lap	Id	Time	SE1	SP1	SE2	SP2	SE3	SP3	TSP	Lap	Id	Time	SE1	SP1	SE2	SP2	SE3	SP3	TSP
<b>3 Masters, RSA(#1)</b>										<b>theoretical besttime: 1:23.288</b>									
1	0	2:10.339	1:07.096	157	24.917	194	38.326	231		8	0	<b>1:23.321</b>	<b>27.774</b>	<b>177</b>	<b>21.578</b>	<b>220</b>	33.969	239	245
2	0	1:28.957	30.099	172	23.173	212	35.685	240	239	9	0	1:29.359	27.814	176	21.638	221	39.907		246
3	0	1:26.601	28.740	174	22.717	213	35.144	<b>242</b>	245	10	0	27:25.596	26:25.456	154	24.355	195	35.785	227	
4	0	1:25.626	28.283	176	21.692	219	35.651	239	<b>248</b>	11	0	1:26.246	29.379	172	22.266	215	34.601	237	214
5	0	1:24.352	28.033	176	21.752	220	34.567	239	245	12	0	1:24.068	28.232	175	21.729	220	34.107	239	245
6	0	1:23.977	28.076	176	21.610	220	34.291	238	244	13	0	1:23.436	27.817	176	21.683	219	<b>33.936</b>	<b>239</b>	245
7	0	1:24.051	28.090	176	21.776	219	34.185	239	245										

Lap	Id	Time	SE1	SP1	SE2	SP2	SE3	SP3	TSP	Lap	Id	Time	SE1	SP1	SE2	SP2	SE3	SP3	TSP
<b>4 Greif, GER(#1)</b>										<b>theoretical besttime: 1:24.904</b>									
1	0	2:07.559	1:00.089	123	26.829	159	40.641	215		8	0	1:25.641	28.483	175	22.315	218	34.843	237	243
2	0	1:31.565	31.515	172	23.614	208	36.436	234	215	9	0	1:28.843	28.908	174	22.229	217	37.706		243
3	0	1:29.591	29.915	173	22.987	214	36.689	224	240	10	0	26:53.345	25:52.463	160	24.197	210	36.685	233	
4	0	1:30.472	30.639	173	23.326	215	36.507	234	215	11	0	1:27.474	29.498	173	22.221	215	35.755	233	239
5	0	1:26.672	28.967	175	22.289	217	35.416	234	242	12	0	1:25.964	28.852	174	22.153	217	34.959	234	240
6	0	1:25.736	28.622	174	<b>22.045</b>	<b>219</b>	35.069	235	242	13	0	<b>1:25.068</b>	<b>28.299</b>	<b>174</b>	22.209	217	<b>34.560</b>	<b>234</b>	242
7	0	1:27.822	28.607	174	22.989	217	36.226	236	<b>243</b>										

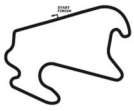
Lap	Id	Time	SE1	SP1	SE2	SP2	SE3	SP3	TSP	Lap	Id	Time	SE1	SP1	SE2	SP2	SE3	SP3	TSP
<b>5 Spreng, GER(#1)</b>										<b>theoretical besttime: 1:24.885</b>									
1	0	2:06.793	59.151	130	27.037	151	40.605	228		7	0	1:25.331	<b>28.504</b>	<b>174</b>	<b>21.958</b>	<b>220</b>	34.869	229	244
2	0	1:31.239	31.416	154	23.567	203	36.256	235	224	8	0	1:33.802	29.164	174	24.622	216	40.016		226
3	0	1:28.744	29.356	174	23.912	209	35.476	237	243	9	0	28:27.302	27:28.253	170	23.443	212	35.606	233	
4	0	1:26.192	29.040	174	22.131	217	35.021	<b>238</b>	244	10	0	1:28.115	30.419	173	22.586	217	35.110	236	242
5	0	1:25.954	28.881	174	22.309	216	34.764	236	<b>245</b>	11	0	1:26.493	28.542	174	22.480	218	35.471	238	243
6	0	1:26.376	29.518	173	22.236	219	34.622	236	243	12	0	<b>1:25.013</b>	28.601	173	21.989	218	<b>34.423</b>	<b>236</b>	244

Lap	Id	Time	SE1	SP1	SE2	SP2	SE3	SP3	TSP	Lap	Id	Time	SE1	SP1	SE2	SP2	SE3	SP3	TSP
<b>6 Yip, HKG(#1)</b>										<b>theoretical besttime: 1:24.430</b>									
1	0	2:10.859	1:08.737	155	24.964	183	37.158	226		8	0	1:25.346	28.356	176	22.250	218	34.740	238	<b>247</b>
2	0	1:29.153	30.590	173	23.018	211	35.545	238	234	9	0	1:28.132	28.467	175	22.034	218	37.631		245
3	0	1:28.662	29.621	175	23.288	211	35.753	236	245	10	0	27:19.013	26:18.690	134	24.221	206	36.102	234	
4	0	1:26.076	29.026	175	22.094	218	34.956	238	243	11	0	1:26.960	29.385	172	22.291	215	35.284	235	242
5	0	1:25.154	<b>28.273</b>	174	21.909	217	34.972	<b>240</b>	245	12	0	1:26.568	28.607	173	22.864	212	35.097	238	243
6	0	1:26.403	29.115	172	22.084	187	35.204	238	245	13	0	<b>1:24.434</b>	28.277	174	<b>21.842</b>	<b>219</b>	<b>34.315</b>	<b>239</b>	244
7	0	1:25.717	29.315	175	21.964	218	34.438	240	245										

Lap	Id	Time	SE1	SP1	SE2	SP2	SE3	SP3	TSP	Lap	Id	Time	SE1	SP1	SE2	SP2	SE3	SP3	TSP
<b>11 Kieffer, LUX(#1)</b>										<b>theoretical besttime: 1:23.586</b>									
1	0	2:05.523	1:03.460	168	24.226	186	37.837	228		8	0	1:24.502	28.145	176	22.010	218	34.347	238	244
2	0	1:28.559	30.254	173	23.508	214	34.797	238	228	9	0	1:24.156	<b>27.989</b>	<b>176</b>	21.879	215	34.288	239	245
3	0	1:25.215	28.731	175	21.871	219	34.613	238	244	10	0	2:06.918	28.236	176	36.306	77	1:02.376		245
4	0	1:24.455	28.205	176	21.717	219	34.533	238	<b>245</b>	11	0	26:15.593	25:13.747	122	26.084	158	35.762	232	
5	0	1:24.385	28.255	172	21.991	219	34.139	237	244	12	0	1:25.275	28.900	173	22.013	215	34.362	239	240
6	0	1:23.851	28.030	<b>176</b>	21.741	<b>221</b>	34.080	238	244	13	0	1:24.258	28.020	176	22.217	221	34.021	239	244
7	0	1:24.052	28.067	176	21.837	214	34.148	238	245	14	0	<b>1:23.699</b>	28.102	176	<b>21.624</b>	<b>221</b>	<b>33.973</b>	<b>238</b>	245

Lap	Id	Time	SE1	SP1	SE2	SP2	SE3	SP3	TSP	Lap	Id	Time	SE1	SP1	SE2	SP2	SE3	SP3	TSP
<b>12 Schuring, NED(#1)</b>										<b>theoretical besttime: 1:23.606</b>									
1	0	2:05.231	1:02.352	151	24.840	189	38.039	226		8	0	1:24.254	28.021	176	21.767	220	34.466	238	244
2	0	1:26.854	30.128	171	22.438	214	34.288	238	235	9	0	1:24.050	28.009	175	21.829	219	34.212	238	244
3	0	1:25.675	29.252	176	21.882	217	34.541	238	<b>245</b>	10	0	2:07.159	27.968	176	36.316	76	1:02.875		245
4	0	1:24.505	28.272	176	<b>21.620</b>	220	34.613	237	244	11	0	26:16.148	25:14.328	130	25.968	163	35.852	231	
5	0	1:24.420	28.138	174	22.075	219	34.207	236	244	12	0	1:25.151	28.694	176	21.968	214	34.489	238	239
6	0	1:24.224	28.169	176	21.798	220	34.257	236	244	13	0	1:24.073	28.238	174	21.718	220	34.117	238	244
7	0	1:23.833	28.078	174	21.704	221	34.051	237	243	14	0	<b>1:23.672</b>	<b>27.950</b>	<b>176</b>	21.686	221	<b>34.036</b>	<b>239</b>	245

Lap	Id	Time	SE1	SP1	SE2	SP2	SE3	SP3	TSP	Lap	Id	Time	SE1	SP1	SE2	SP2	SE3	SP3	TSP
<b>13 Tauscher, GER(#1)</b>										<b>theoretical besttime: 1:23.113</b>									
1	0	2:39.298	1:30.030	100	28.585	132	40.683	168		7	0	2:06.987	29.354	147	40.021	79	57.612		226
2	0	1:35.150	33.146	125	24.280	155	37.724	171	182	8	0	25:00.623	24:01.743	167	23.130	210	35.750	233	
3	0	1:28.297	31.170	175	22.169	215	34.958	237	151	9	0	1:24.554	28.373	175	21.878	217	34.303	238	240
4	0	1:37.529	28.394	176	24.450	130	44.685		244	10	0	<b>1:23.254</b>	<b>27.742</b>	<b>176</b>	<b>21.503</b>	<b>219</b>	<b>34.009</b>	<b>239</b>	244
5	0	4:34.596	3:31.334	141	25.325	187	37.937	218		11	0	1:23.373	27.751	176	21.668	219	33.954	238	<b>245</b>
6	0	1:32.439	30.104	163	24.783	131	37.552	217	223	12	0	1:23.476	27.755	174	21.853	219	<b>33.868</b>	<b>238</b>	244



# DTM Round 3 Dekra Lausitzring

Porsche Sixt Carrera Cup Deutschland

Test Session 1

18 June 2026 09:00

PORSCHE

SIXT  
CARRERA CUP  
DEUTSCHLAND

## Sector List Provisional

Lap Id	Time	SE1	SP1	SE2	SP2	SE3	SP3	TSP	Lap Id	Time	SE1	SP1	SE2	SP2	SE3	SP3	TSP
--------	------	-----	-----	-----	-----	-----	-----	-----	--------	------	-----	-----	-----	-----	-----	-----	-----

### 14 Sumich, AUS(#1)

theoretical besttime: 1:23.349

1 0	2:39.545	1:30.500	108	28.594	115	40.451	192		7 0	2:06.469	28.725	148	39.389	77	58.355	239	
2 0	1:35.417	33.656	114	24.793	143	36.968	179	126	8 0	24:59.671	24:00.044	164	22.922	210	36.705	235	
3 0	1:28.570	31.768	175	22.053	217	34.749	237	141	9 0	1:24.829	28.382	174	22.018	217	34.429	236	242
4 0	1:38.145	28.284	176	24.694	131	45.167		244	10 0	1:23.946	28.016	175	21.573	218	34.357	238	243
5 0	4:34.151	3:31.082	127	25.701	171	37.368	209		11 0	1:23.705	27.771	175	21.808	218	34.126	238	244
6 0	1:34.154	32.530	97	23.623	195	38.001	233	212	12 0	1:23.523	27.834	175	21.684	218	34.005	238	244

### 16 Mutschlechner, GER(#1)

theoretical besttime: 1:23.929

1 0	2:40.079	1:20.982	127	29.431	141	49.666			6 0	25:11.601	24:09.326	136	25.034	172	37.241	234	
2 0	2:40.481	1:25.808	128	32.917	153	41.756	205		7 0	1:26.719	28.820	173	22.216	217	35.683	239	241
3 0	1:32.016	31.570	171	23.533	201	36.913	233	214	8 0	1:24.631	28.310	175	21.746	219	34.575	239	245
4 0	1:39.957	29.603	173	24.372	137	45.982		240	9 0	1:25.170	28.235	176	21.973	218	34.962	239	246
5 0	6:55.264	5:11.887	127	40.456	48	1:02.921			10 0	1:23.929	28.044	175	21.680	218	34.205	237	245

### 25 Boerekamps, NED(#1)

theoretical besttime: 1:23.403

1 0	2:05.155	57.646	124	26.977	156	40.532	192		8 0	1:28.284	28.117	176	21.718	218	38.449	244	
2 0	1:31.041	32.486	158	23.165	196	35.390	237	186	9 0	28:35.274	27:37.984	171	22.431	214	34.859	235	
3 0	1:24.926	28.674	173	21.923	217	34.329	238	244	10 0	1:25.782	28.913	175	22.135	217	34.734	238	243
4 0	1:24.630	28.307	174	22.365	218	33.958	238	245	11 0	1:25.839	28.296	175	22.061	217	35.482	238	245
5 0	1:23.939	28.050	176	21.726	218	34.163	236	244	12 0	1:24.058	28.102	174	21.630	219	34.326	239	245
6 0	1:23.639	27.816	175	21.774	219	34.049	236	244	13 0	1:24.645	27.997	175	21.759	219	34.889	238	245
7 0	1:23.760	27.815	176	21.710	218	34.235	238	245									

### 27 Ferreira, BRA(#1)

theoretical besttime: 1:24.716

1 0	2:07.827	1:00.510	135	26.819	159	40.498	214		8 0	1:30.125	28.374	174	22.014	217	39.737	244	
2 0	1:31.715	31.583	172	23.659	208	36.473	234	215	9 0	28:14.258	27:11.694	166	24.968	187	37.596	229	
3 0	1:28.841	29.789	174	23.265	214	35.787	236	243	10 0	1:28.116	29.645	171	23.164	204	35.307	234	235
4 0	1:26.036	28.757	174	22.305	217	34.974	237	244	11 0	1:25.018	28.535	174	21.937	217	34.546	236	243
5 0	1:27.023	29.970	174	22.246	217	34.807	237	243	12 0	1:24.870	28.390	174	21.895	217	34.585	236	243
6 0	1:26.476	28.433	175	22.012	219	36.031	236	244	13 0	1:28.492	28.275	174	22.326	194	37.891	235	243
7 0	1:24.849	28.277	175	21.941	218	34.631	238	243									

### 34 Schouten, NED(#1)

theoretical besttime: 1:23.835

1 0	2:19.579	1:14.469	149	25.725	203	39.385	226		8 0	1:24.841	28.359	177	21.927	220	34.555	240	245
2 0	1:30.018	30.229	173	23.448	212	36.341	236	235	9 0	1:32.408	29.290	174	22.250	219	40.868		247
3 0	1:27.712	29.523	173	22.509	217	35.680	237	244	10 0	26:46.102	25:46.021	150	23.915	185	36.166	231	
4 0	1:26.971	28.729	174	22.546	217	35.696	236	244	11 0	1:27.565	29.394	173	22.175	216	35.996	238	239
5 0	1:25.578	28.516	174	22.144	217	34.918	238	244	12 0	1:25.045	28.420	174	22.138	215	34.487	240	245
6 0	1:25.549	28.893	175	21.948	219	34.708	238	245	13 0	1:23.835	28.054	176	21.646	220	34.135	238	246
7 0	1:25.167	28.212	176	22.094	217	34.861	238	245									

### 36 Sawyer, VIE(#1)

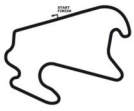
theoretical besttime: 1:25.986

1 5	2:10.062	1:02.060	134	28.689	117	39.313	231		7 5	2:10.933	34.750	77	39.817	75	56.366	244	
2 5	1:31.525	31.266	165	23.774	210	36.485	235	239	8 5	24:52.826	23:51.741	155	24.321	201	36.764	234	
3 5	1:34.664	30.386	172	22.911	215	41.367		242	9 5	1:27.434	29.116	172	22.547	214	35.771	235	242
4 5	5:33.468	4:33.273	169	22.969	194	37.226	235		10 5	1:27.665	29.804	174	22.534	214	35.327	237	243
5 5	1:27.890	28.788	173	23.028	216	36.074	237	243	11 5	1:26.005	28.726	174	22.254	217	35.025	236	244
6 5	1:26.848	29.384	172	22.235	216	35.229	236	244									

### 44 Oeverhaus, GER(#1)

theoretical besttime: 1:23.627

1 0	2:21.787	1:19.979	167	24.474	206	37.334	233		6 0	1:23.984	28.063	173	21.696	218	34.225	238	244
2 0	1:32.345	30.507	171	22.589	210	39.249	235	239	7 0	1:25.817	28.524	174	22.024	219	35.269	236	242
3 0	1:25.172	28.645	173	21.993	217	34.534	236	242	8 0	1:23.640	27.748	175	21.660	219	34.232	237	244
4 0	1:24.546	28.214	175	21.803	218	34.529	238	243	9 0	1:27.051	27.842	174	21.782	218	37.427		244
5 0	1:24.001	28.033	174	21.749	217	34.219	237	244									



# DTM Round 3 Dekra Lausitzring

Porsche Sixt Carrera Cup Deutschland

Test Session 1

18 June 2026 09:00

PORSCHE

SIXT  
CARRERA CUP  
DEUTSCHLAND

## Sector List Provisional

Lap Id	Time	SE1	SP1	SE2	SP2	SE3	SP3	TSP	Lap Id	Time	SE1	SP1	SE2	SP2	SE3	SP3	TSP
<b>54</b>	Essmann, GER(#1)								<b>theoretical besttime: 1:25.213</b>								
1 0	3:13.807	1:58.562	133	29.753	108	45.492	130		8 0	1:27.609	28.805	175	23.572	202	35.232	238	244
2 0	1:39.024	34.678	145	26.410	120	37.936	232	168	9 0	2:10.235	34.615	78	40.127	78	55.493		<b>245</b>
3 0	1:32.810	29.640	172	23.963	154	39.207	219	240	10 0	25:16.767	24:15.775	158	24.069	184	36.923	235	
4 0	1:28.249	29.737	173	23.181	207	35.331	236	215	11 0	1:27.907	29.029	173	22.868	214	36.010	236	243
5 0	1:28.110	29.381	174	23.511	217	35.218	236	243	12 0	1:27.147	28.719	174	22.461	217	35.967	236	243
6 0	1:26.832	29.511	173	<b>22.100</b>	<b>218</b>	35.221	238	228	13 0	<b>1:25.572</b>	<b>28.494</b>	<b>174</b>	22.459	218	<b>34.619</b>	<b>236</b>	243
7 0	1:25.722	28.692	<b>175</b>	22.158	218	34.872	237	244									

<b>56</b>	Vateva, BUL(#1)								<b>theoretical besttime: 1:24.105</b>								
1 0	2:43.510	1:24.637	129	28.766	142	50.107			7 0	26:34.310	25:32.628	146	24.645	181	37.037	235	
2 0	2:20.296	1:13.028	156	25.395	171	41.873	114		8 0	1:27.446	29.052	174	22.511	214	35.883	238	241
3 0	1:38.977	40.953	174	22.811	214	35.213	238	71	9 0	1:25.775	28.582	174	22.033	217	35.160	238	245
4 0	1:39.385	30.837	125	26.004	150	42.544		244	10 0	<b>1:24.139</b>	28.078	176	<b>21.627</b>	<b>218</b>	<b>34.434</b>	<b>239</b>	245
5 0	3:51.317	2:38.512	131	33.241	132	39.564	230		11 0	1:24.430	<b>28.044</b>	<b>175</b>	21.734	217	34.652	238	<b>245</b>
6 0	1:52.049	34.497	155	27.732	102	49.820		237									

<b>57</b>	Burton, GBR(#1)								<b>theoretical besttime: 1:24.346</b>								
1 0	2:01.299	54.425	115	28.110	148	38.764	192		8 0	1:24.879	28.115	176	<b>21.972</b>	<b>221</b>	34.792	239	246
2 0	1:30.222	30.770	174	23.746	216	35.706	230	206	9 0	<b>1:24.605</b>	<b>27.983</b>	<b>177</b>	22.115	220	34.507	239	245
3 0	1:31.810	33.398	128	23.195	217	35.217	240	238	10 0	2:03.241	30.030	116	36.694	75	56.517		246
4 0	1:26.329	28.814	176	22.563	219	34.952	239	<b>246</b>	11 0	25:10.113	24:11.897	172	23.212	214	35.004	236	
5 0	1:26.033	28.484	176	22.750	217	34.799	238	246	12 0	1:25.757	28.877	174	22.308	217	34.572	239	243
6 0	1:26.566	29.585	176	22.330	<b>221</b>	34.651	<b>240</b>	219	13 0	1:24.951	28.559	176	22.001	219	<b>34.391</b>	<b>239</b>	245
7 0	1:25.171	28.245	176	22.185	219	34.741	239	246	14 0	1:25.210	28.501	175	22.168	219	34.541	239	246

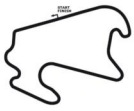
<b>65</b>	Jongejan, NED(#1)								<b>theoretical besttime: 2:20.447</b>								
1 0	3:37.011	1:55.765	92	38.002	94	<b>1:03.244</b>	<b>91</b>		3 0	35:26.748	34:01.166	88	33.246	134	52.336		
2 0	2:16.905	<b>46.031</b>	<b>111</b>	<b>31.172</b>	129	59.702		<b>146</b>									

<b>66</b>	Maassen, GER(#1)								<b>theoretical besttime: 1:25.854</b>								
1 0	2:03.083	56.239	124	27.406	165	39.438	229		6 0	1:31.152	33.057	139	22.834	218	35.261	238	245
2 0	1:33.782	32.029	171	24.263	165	37.490	238	219	7 0	1:27.099	28.873	176	22.253	218	35.973	238	246
3 0	1:28.910	29.840	173	23.242	216	35.828	238	243	8 0	<b>1:26.444</b>	28.898	175	22.635	218	<b>34.911</b>	<b>239</b>	243
4 0	1:26.829	29.223	175	22.220	<b>218</b>	35.386	238	<b>246</b>	9		<b>28.797</b>	<b>176</b>	<b>22.146</b>	<b>218</b>			245
5 0	1:27.108	28.869	175	22.939	218	35.300	238	245									

<b>84</b>	Alshehab, KUW(#1)								<b>theoretical besttime: 1:26.430</b>								
1 3	2:49.777	1:28.654	83	32.694	131	48.429	133		6 3	31:21.614	30:02.250	80	33.711	112	45.653	85	
2 3	1:48.817	37.064	146	28.738	100	43.015	116	145	7 3	1:43.085	35.891	149	26.888	82	40.306	68	149
3 3	1:39.343	34.900	169	25.784	98	38.659	<b>234</b>	162	8 3	1:31.196	31.965	172	23.618	213	35.613	233	146
4 3	1:51.287	32.175	125	30.580	112	48.532	144	238	9 3	<b>1:26.430</b>	<b>28.862</b>	<b>173</b>	<b>22.550</b>	<b>216</b>	<b>35.018</b>	<b>234</b>	<b>239</b>
5 3	1:47.132	36.369	118	26.458	146	44.305		138									

<b>88</b>	Ros, SWE(#1)								<b>theoretical besttime: 1:24.356</b>								
1 0	2:13.780	1:12.022	141	25.291	167	36.467	219		8 0	1:24.918	28.396	176	21.963	219	34.559	239	247
2 0	1:29.750	29.811	172	23.113	195	36.826	232	217	9 0	1:24.546	28.360	177	21.876	218	<b>34.310</b>	<b>240</b>	247
3 0	1:26.989	29.379	175	22.368	217	35.242	239	231	10 0	2:09.074	33.546	77	40.726	77	54.802		247
4 0	1:25.923	29.159	175	22.214	218	34.550	239	<b>248</b>	11 0	25:18.099	24:17.430	160	24.079	192	36.590	237	
5 0	1:25.454	28.491	175	21.990	219	34.973	240	246	12 0	1:25.617	28.590	175	22.419	212	34.608	238	244
6 0	1:24.617	28.267	<b>177</b>	21.916	<b>221</b>	34.434	<b>241</b>	247	13 0	1:24.801	28.334	174	21.996	218	34.471	239	245
7 0	1:25.142	28.717	174	21.837	219	34.588	240	248	14 0	<b>1:24.356</b>	<b>28.229</b>	<b>174</b>	<b>21.817</b>	<b>220</b>	34.310	239	246

<b>91</b>	Tüccaroglu, GER(#1)								<b>theoretical besttime: 1:24.184</b>								
1 0	3:31.149	1:58.874	93	36.833	99	55.442	85		6 0	5:03.676	3:18.623	91	43.301	50	1:01.752		
2 0	1:59.256	46.688	153	29.804	115	42.764	102	52	7 0	25:37.950	24:27.360	85	29.591	141	40.999	116	
3 0	1:39.336	34.055	141	24.919	158	40.362	70	123	8 0	1:44.331	37.681	126	26.519	169	40.131	75	102
4 0	1:32.038	31.389	<b>175</b>	22.917	218	37.732	90	144	9 0	1:28.668	31.909	168	22.122	219	34.637	238	144
5 0	1:39.437	33.744	161	23.934	167	41.759		156	10 0	<b>1:24.184</b>	<b>28.424</b>	<b>173</b>	<b>21.766</b>	<b>219</b>	<b>33.994</b>	<b>238</b>	<b>244</b>



# DTM Round 3 Dekra Lausitzring

Porsche Sixt Carrera Cup Deutschland

Test Session 1

18 June 2026 09:00

**PORSCHE**

**SIXT  
CARRERA CUP  
DEUTSCHLAND**

## Sector List Provisional

Lap Id	Time	SE1	SP1	SE2	SP2	SE3	SP3	TSP	Lap Id	Time	SE1	SP1	SE2	SP2	SE3	SP3	TSP
--------	------	-----	-----	-----	-----	-----	-----	-----	--------	------	-----	-----	-----	-----	-----	-----	-----

### 95 Warhurst, GBR(#1)

**theoretical besttime: 1:23.888**

1 0	2:42.208	1:30.946	106	29.448	129	41.814	163		7 0	2:05.126	28.784	113	39.675	78	56.667		<b>244</b>
2 0	1:34.444	33.878	156	24.826	134	35.740	235	111	8 0	25:00.705	24:02.359	167	22.654	213	35.692	235	
3 0	1:27.406	30.462	175	22.305	214	34.639	238	180	9 0	1:25.947	28.719	174	22.390	214	34.838	239	241
4 0	1:38.595	28.390	176	25.033	132	45.172		243	10 0	1:24.254	28.161	175	21.753	219	34.340	238	244
5 0	4:42.831	3:34.445	117	25.585	198	42.801	230		11 0	1:24.116	<b>27.936</b>	<b>175</b>	21.701	218	34.479	238	244
6 0	1:27.048	29.845	114	22.624	214	34.579	238	237	12 0	<b>1:23.969</b>	28.017	177	<b>21.678</b>	<b>218</b>	<b>34.274</b>	<b>239</b>	244

### 98 Ho, NED(#1)

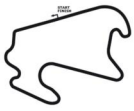
**theoretical besttime: 1:23.679**

1 0	2:05.151	58.316	126	27.027	147	39.808	223		8 0	1:23.975	27.822	174	21.815	218	34.338	236	244
2 0	1:29.502	31.020	171	23.323	211	35.159	236	228	9 0	1:28.834	28.557	174	22.082	218	38.195		243
3 0	1:25.865	28.695	<b>175</b>	21.981	218	35.189	236	244	10 0	27:08.067	26:10.171	169	22.489	214	35.407	233	
4 0	1:24.379	28.107	174	21.736	218	34.536	238	243	11 0	1:29.206	29.088	174	23.282	216	36.836	238	239
5 0	1:26.151	29.000	122	22.595	211	34.556	236	244	12 0	1:24.391	28.188	174	21.934	219	34.269	239	244
6 0	1:24.360	<b>27.795</b>	175	22.348	217	34.217	236	244	13 0	1:24.011	28.073	174	21.781	219	<b>34.157</b>	<b>239</b>	<b>246</b>
7 0	<b>1:23.821</b>	27.876	175	<b>21.727</b>	<b>219</b>	34.218	236	243	14 0	1:27.752	28.162	174	22.157	218	37.433		246

### 99 Amand, FIN(#1)

**theoretical besttime: 1:23.374**

1 0	2:18.747	1:15.552	153	25.612	174	37.583	225		8 0	1:26.070	28.286	175	21.930	217	35.854	239	244
2 0	1:27.562	30.106	169	22.626	211	34.830	238	228	9 0	1:23.928	27.878	176	21.668	220	34.382	238	245
3 0	1:26.847	28.508	175	22.233	213	36.106	238	245	10 0	2:11.069	34.183	78	39.937	68	56.949		245
4 0	1:24.866	28.451	174	21.858	219	34.557	237	245	11 0	25:03.381	24:01.727	155	24.730	202	36.924	225	
5 0	1:26.355	28.232	174	21.751	219	36.372	238	245	12 0	1:31.947	30.098	167	23.676	189	38.173	230	228
6 0	1:23.879	28.015	174	21.689	<b>221</b>	34.175	<b>239</b>	245	13 0	1:24.509	28.331	173	21.868	217	34.310	238	236
7 0	1:27.897	28.220	<b>177</b>	22.032	192	37.645	238	<b>247</b>	14 0	<b>1:23.374</b>	<b>27.793</b>	<b>175</b>	<b>21.656</b>	<b>219</b>	<b>33.925</b>	<b>236</b>	245



# DTM Round 3 Dekra Lausitzring

Porsche Sixt Carrera Cup Deutschland

Test Session 1

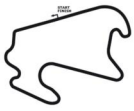
18 June 2026 09:00

**PORSCHE**

**SIXT  
CARRERA CUP  
DEUTSCHLAND**

## Top speed list Provisional

#	Name (NAT)	Team	Car name	Speed	Lap	Race time
3	Keagan Masters (RSA)	Proton Competition (GER)	Porsche 911 Cup	248.87	4	5:07.583
88	Daniel Ros (SWE)	Team Proton (AUT)	Porsche 911 Cup	248.29	4	5:12.217
6	Dylan Yip (HKG)	Team Proton (AUT)	Porsche 911 Cup	247.71	8	10:53.721
99	Marcus Amand (FIN)	Proton Competition (GER)	Porsche 911 Cup	247.13	7	9:29.960
34	Dirk Schouten (NED)	Looping by CarTech (GER)	Porsche 911 Cup	247.13	9	12:27.116
57	Gustav Burton (GBR)	Forch Racing by Atlas Ward	Porsche 911 Cup	246.55	4	5:05.035
66	Montego Maassen (GER)	Forch Racing by Atlas Ward	Porsche 911 Cup	246.55	4	5:07.483
16	Max Mutschlechner (GER)	Target Competition (AUT)	Porsche 911 Cup	246.55	9	43:32.452
98	Nick Ho (NED)	TEAM GP ELITE (NED)	Porsche 911 Cup	246.55	13	43:35.408
5	Sören Spreng (GER)	GP ELITE (NED)	Porsche 911 Cup	245.98	5	6:34.678
54	Michael Essmann (GER)	Team75 Bernhard (GER)	Porsche 911 Cup	245.98	9	13:43.874
25	Wouter Boerekamps (NED)	TEAM GP ELITE (NED)	Porsche 911 Cup	245.98	12	43:33.979
56	Alexandra Vateva (BUL)	Target Competition (AUT)	Porsche 911 Cup	245.98	11	44:58.912
12	Flynt Schuring (NED)	Schumacher CLRT (BEL)	Porsche 911 Cup	245.41	3	3:33.797
11	Chester Kieffer (LUX)	Schumacher CLRT (BEL)	Porsche 911 Cup	245.41	4	5:01.010
13	Alexander Tauscher (GER)	Target (ITA)	Porsche 911 Cup	245.41	11	43:24.439
44	Theo Oeverhaus (GER)	ID Racing (GER)	Porsche 911 Cup	244.84	5	6:45.568
27	Matheus Ferreira (BRA)	TEAM GP ELITE (NED)	Porsche 911 Cup	244.84	8	10:54.482
36	Hoang Dat Sawyer (VIE)	GP ELITE (NED)	Porsche 911 Cup	244.84	6	12:19.325
95	Joseph Warhurst (GBR)	Target (ITA)	Porsche 911 Cup	244.84	7	13:34.246
14	Caleb Sumich (AUS)	Target (ITA)	Porsche 911 Cup	244.28	4	5:45.250
91	Gian Luca Tüccaroglu (GER)	Team75 Bernhard (GER)	Porsche 911 Cup	244.28	10	44:17.559
4	Jonas Greif (GER)	GP ELITE (NED)	Porsche 911 Cup	243.72	7	9:33.321
84	Ahmad Alshehab (KUW)	ID Racing (GER)	Porsche 911 Cup	239.86	9	44:33.998
65	Sam Jongejan (NED)	Team75 Bernhard (GER)	Porsche 911 Cup	146.03	2	3:40.277



# DTM Round 3 Dekra Lausitzring

Porsche Sixt Carrera Cup Deutschland

Test Session 1

18 June 2026 09:00

**PORSCHE**

**SIXT  
CARRERA CUP  
DEUTSCHLAND**

## Pit Stops Provisional

Nr	Driver in	Day time in	Time in	Driver out	Day time out	Time out	Reason	Nett Time
16	Max Mutschlechner	9:02:33.609	2:33.609	Max Mutschlechner	9:03:35.254	3:35.254		1:01.645
56	Alexandra Vateva	9:02:37.030	2:37.030	Alexandra Vateva	9:03:28.321	3:28.321		51.291
36	Hoang Dat Sawyer	9:05:08.876	5:08.876	Hoang Dat Sawyer	9:09:24.474	9:24.474		4:15.598
65	Sam Jongejan	9:05:47.378	5:47.378	Sam Jongejan	9:39:25.293	39:25.293		33:37.915
13	Alexander Tauscher	9:07:13.816	7:13.816	Alexander Tauscher	9:10:20.859	10:20.859		3:07.043
14	Caleb Sumich	9:07:15.171	7:15.171	Caleb Sumich	9:10:22.119	10:22.119		3:06.948
95	Joseph Warhurst	9:07:16.186	7:16.186	Joseph Warhurst	9:10:27.779	10:27.779		3:11.593
56	Alexandra Vateva	9:08:15.656	8:15.656	Alexandra Vateva	9:10:29.774	10:29.774		2:14.118
16	Max Mutschlechner	9:08:25.976	8:25.976	Max Mutschlechner	9:13:16.380	13:16.380		4:50.404
84	Ahmad Alshehab	9:09:49.920	9:49.920	Ahmad Alshehab	9:39:28.655	39:28.655		29:38.735
91	Gian Luca Tüccaroglu	9:10:14.683	10:14.683	Gian Luca Tüccaroglu	9:13:09.378	13:09.378		2:54.695
25	Wouter Boerekamps	9:11:58.803	11:58.803	Wouter Boerekamps	9:39:18.098	39:18.098		27:19.295
27	Matheus Ferreira	9:12:16.376	12:16.376	Matheus Ferreira	9:15:53.277	15:53.277		3:36.901
5	Sören Spreng	9:12:17.873	12:17.873	Sören Spreng	9:39:27.408	39:27.408		27:09.535
98	Nick Ho	9:13:25.511	13:25.511	Nick Ho	9:39:16.248	39:16.248		25:50.737
3	Keagan Masters	9:13:30.004	13:30.004	Keagan Masters	9:39:34.367	39:34.367		26:04.363
6	Dylan Yip	9:13:38.962	13:38.962	Dylan Yip	9:39:37.098	39:37.098		25:58.136
44	Theo Oeverhaus	9:13:41.912	13:41.912					
4	Jonas Greif	9:13:47.371	13:47.371	Jonas Greif	9:39:19.268	39:19.268		25:31.897
34	Dirk Schouten	9:13:51.293	13:51.293	Dirk Schouten	9:39:17.442	39:17.442		25:26.149
56	Alexandra Vateva	9:13:58.680	13:58.680	Alexandra Vateva	9:39:08.841	39:08.841		25:10.161
91	Gian Luca Tüccaroglu	9:15:18.336	15:18.336	Gian Luca Tüccaroglu	9:39:23.672	39:23.672		24:05.336
16	Max Mutschlechner	9:15:21.279	15:21.279	Max Mutschlechner	9:39:07.195	39:07.195		23:45.916
12	Flynt Schuring	9:15:23.678	15:23.678	Flynt Schuring	9:40:16.212	40:16.212		24:52.534
11	Chester Kieffer	9:15:25.081	15:25.081	Chester Kieffer	9:40:17.283	40:17.283		24:52.202
13	Alexander Tauscher	9:15:27.808	15:27.808	Alexander Tauscher	9:39:09.799	39:09.799		23:41.991
14	Caleb Sumich	9:15:29.432	15:29.432	Caleb Sumich	9:39:10.888	39:10.888		23:41.456
95	Joseph Warhurst	9:15:30.012	15:30.012	Joseph Warhurst	9:39:15.225	39:15.225		23:45.213
57	Gustav Burton	9:15:32.935	15:32.935	Gustav Burton	9:39:26.643	39:26.643		23:53.708
88	Daniel Ros	9:15:43.665	15:43.665	Daniel Ros	9:39:39.879	39:39.879		23:56.214
54	Michael Essmann	9:15:45.864	15:45.864	Michael Essmann	9:39:40.729	39:40.729		23:54.865
36	Hoang Dat Sawyer	9:15:47.945	15:47.945	Hoang Dat Sawyer	9:39:20.209	39:20.209		23:32.264
99	Marcus Amand	9:15:50.005	15:50.005	Marcus Amand	9:39:31.256	39:31.256		23:41.251
65	Sam Jongejan	9:41:14.126	41:14.126					
98	Nick Ho	9:46:18.926	46:18.926					