



DTM Round 3 Dekra Lausitzring

Porsche Sixt Carrera Cup Deutschland

Test Session 2

18 June 2026 11:20

PORSCHE

**SIXT
CARRERA CUP
DEUTSCHLAND**

Result List Provisional

Stewards / Race Management

STEWARD	Andreas Witkowski
STEWARD	Harry Stüber
STEWARD	Wieland Unnasch
RACE DIRECTOR	Luca Stegner
CLERK OF THE COURSE	Marcel Putsche
TECHNICAL DELEGATE	
CHIEF TIMEKEEPER	Steffen Ruhl

Weather Start/Finish

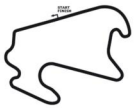
AIR	26.7°C
TRACK	28.8°C
CONDITIONS	Dry
PRESSURE	1005 hPa
AIR	27.3°C
TRACK	27.0°C
CONDITIONS	Dry
PRESSURE	1005 hPa

Track Information

GREEN FLAG	11:20:00
CHEQUERED FLAG	12:00:00
SAFETY CAR PHASE	0
FULL COURSE YELLOW PHASE	0
TRACK NAME	Lausitzring
TRACK LENGTH	3478m
TURN COUNT	12
FASTEST LAP:	#3. KMA - 1:23.265

STARTED: 27 CLASSIFIED: 26 NOT CLASSIFIED: 1 DISQUALIFIED: 0

Nr.	Drivers	Team	Lap	Best Time	Gap	Diff	Kph	Day Time
Cl.	Car	Competitor						
1	3 K.Masters(RSA) Porsche 911 Cup	Proton Competition(GER)	15	1:23.265			150.3	11:58:59
2	91 G.Tüccaroglu(GER) Porsche 911 Cup	Team75 Bernhard(GER)	14	1:23.505	0.240	0.240	149.9	11:56:58
3	99 M.Amand(FIN) Porsche 911 Cup	Proton Competition(GER)	12	1:23.583	0.318	0.078	149.8	11:51:04
4	25 W.Boerekamps(NED) Porsche 911 Cup	TEAM GP ELITE(NED)	17	1:23.639	0.374	0.056	149.7	11:56:47
5	44 T.Oeverhaus(GER) Porsche 911 Cup	ID Racing(GER)	14	1:23.703	0.438	0.064	149.5	11:57:24
6	34 D.Schouten(NED) Porsche 911 Cup	Looping by CarTech(GER)	17	1:23.760	0.495	0.057	149.4	11:57:40
7	98 N.Ho(NED) Rookie Porsche 911 Cup	TEAM GP ELITE(NED)	14	1:23.806	0.541	0.046	149.4	11:51:10
8	14 C.Sumich(AUS) Rookie Porsche 911 Cup	Target(ITA)	7	1:23.813	0.548	0.007	149.3	11:49:00
9	12 F.Schuring(NED) Porsche 911 Cup	Schumacher CLRT(BEL)	9	1:23.824	0.559	0.011	149.3	11:54:58
10	17 G.Bergström(SWE) Rookie Porsche 911 Cup	Team Proton(AUT)	15	1:23.825	0.560	0.001	149.3	11:59:14
11	11 C.Kieffer(LUX) Rookie Porsche 911 Cup	Schumacher CLRT(BEL)	11	1:23.926	0.661	0.101	149.1	11:56:41
12	88 D.Ros(SWE) Porsche 911 Cup	Team Proton(AUT)	14	1:23.976	0.711	0.050	149.0	11:52:32
13	27 M.Ferreira(BRA) Porsche 911 Cup	TEAM GP ELITE(NED)	18	1:23.999	0.734	0.023	149.0	12:01:02
14	13 A.Tauscher(GER) Porsche 911 Cup	Target(ITA)	4	1:24.161	0.896	0.162	148.7	11:26:20
15	4 J.Greif(GER) Porsche 911 Cup	GP ELITE(NED)	18	1:24.267	1.002	0.106	148.5	12:00:48
16	16 M.Mutschlechner(GER) Rookie Porsche 911 Cup	Target Competition(AUT)	8	1:24.368	1.103	0.101	148.4	11:49:14
17	6 D.Yip(HKG) Rookie Porsche 911 Cup	Team Proton(AUT)	14	1:24.375	1.110	0.007	148.3	11:53:50
18	95 J.Warhurst(GBR) Porsche 911 Cup	Target(ITA)	14	1:24.381	1.116	0.006	148.3	11:53:10
19	5 S.Spreng(GER) ProAm Porsche 911 Cup	GP ELITE(NED)	13	1:24.442	1.177	0.061	148.2	11:54:38
20	57 G.Burton(GBR) Porsche 911 Cup	Forch Racing by Atlas Ward	18	1:24.640	1.375	0.198	147.9	11:56:14
21	66 M.Maassen(GER) Rookie Porsche 911 Cup	Forch Racing by Atlas Ward	13	1:24.697	1.432	0.057	147.8	11:58:48



DTM Round 3 Dekra Lausitzring

Porsche Sixt Carrera Cup Deutschland

Test Session 2

18 June 2026 11:20

PORSCHE

SIXT
CARRERA CUP
DEUTSCHLAND

Result List Provisional

Nr.	Drivers	Team	Lap	Best Time	Gap	Diff	Kph	Day Time
Cl.	Car	Competitor						
22	56 A.Vateva(BUL) Rookie Porsche 911 Cup	Target Competition(AUT)	12	1:24.902	1.637	0.205	147.4	11:56:29
23	54 M.Essmann(GER) ProAm Porsche 911 Cup	Team75 Bernhard(GER)	4	1:25.495	2.230	0.593	146.4	11:26:49
24	36 H.Sawer(VIE) Rookie Porsche 911 Cup	GP ELITE(NED)	21	1:25.505	2.240	0.010	146.4	11:57:31
25	84 A.Alshehab(KUW) ProAm Porsche 911 Cup	ID Racing(GER)	12	1:25.773	2.508	0.268	145.9	11:50:18
26	77 L.Perrot(FRA) Porsche 911 Cup	Forch Racing by Atlas Ward	3	1:28.581	5.316	2.808	141.3	11:51:32
Not classified								
	65 S.Jongejan(NED) Rookie Porsche 911 Cup	Team75 Bernhard(GER)						

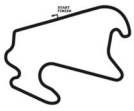
Subject to final scrutineering!

Publication time:	Clerk of the Course: Marcel Putsche	Timekeeper: Steffen Ruhl
-------------------	-------------------------------------	--------------------------

ver: 1.0

Page 2/ 2 printed: 18.6.2026 12:05





DTM Round 3 Dekra Lausitzring

Porsche Sixt Carrera Cup Deutschland
Test Session 2

18 June 2026 11:20

PORSCHE

SIXT
CARRERA CUP
DEUTSCHLAND

Class Result List Provisional

Stewards / Race Management

STEWARD	Andreas Witkowski
STEWARD	Harry Stüber
STEWARD	Wieland Unnasch
RACE DIRECTOR	Luca Stegner
CLERK OF THE COURSE	Marcel Putsche
TECHNICAL DELEGATE	
CHIEF TIMEKEEPER	Steffen Ruhl

Weather Start/Finish

AIR	26.7°C
TRACK	28.8°C
CONDITIONS	Dry
PRESSURE	1005 hPa
AIR	27.3°C
TRACK	27.0°C
CONDITIONS	Dry
PRESSURE	1005 hPa

Track Information

GREEN FLAG	11:20:00
CHEQUERED FLAG	12:00:00
SAFETY CAR PHASE	0
FULL COURSE YELLOW PHASE	0
TRACK NAME	Lausitzring
TRACK LENGTH	3478m
TURN COUNT	12
FASTEST LAP:	#3. KMA - 1:23.265

STARTED: 27 CLASSIFIED: 26 NOT CLASSIFIED: 1 DISQUALIFIED: 0

Nr.	Drivers	Team	Lap	Best Time	Gap	Diff	Kph	Day Time
	Car	Competitor						

CLASS: ProAm

Started: 3	Classified: 3	Not Classified: 0						
1	5 S.Spreng(GER) Porsche 911 Cup	GP ELITE(NED)	13	1:24.442			148.2	11:54:38
2	54 M.Essmann(GER) Porsche 911 Cup	Team75 Bernhard(GER)	4	1:25.495	1.053	1.053	146.4	11:26:49
3	84 A.Alshehab(KUW) Porsche 911 Cup	ID Racing(GER)	12	1:25.773	1.331	0.278	145.9	11:50:18

CLASS: Rookie

Started: 10	Classified: 9	Not Classified: 1						
1	98 N.Ho(NED) Porsche 911 Cup	TEAM GP ELITE(NED)	14	1:23.806			149.4	11:51:10
2	14 C.Sumich(AUS) Porsche 911 Cup	Target(ITA)	7	1:23.813	0.007	0.007	149.3	11:49:00
3	17 G.Bergström(SWE) Porsche 911 Cup	Team Proton(AUT)	15	1:23.825	0.019	0.012	149.3	11:59:14
4	11 C.Kieffer(LUX) Porsche 911 Cup	Schumacher CLRT(BEL)	11	1:23.926	0.120	0.101	149.1	11:56:41
5	16 M.Mutschlechner(GER) Porsche 911 Cup	Target Competition(AUT)	8	1:24.368	0.562	0.442	148.4	11:49:14
6	6 D.Yip(HKG) Porsche 911 Cup	Team Proton(AUT)	14	1:24.375	0.569	0.007	148.3	11:53:50
7	66 M.Maassen(GER) Porsche 911 Cup	Forch Racing by Atlas Ward	13	1:24.697	0.891	0.322	147.8	11:58:48
8	56 A.Vateva(BUL) Porsche 911 Cup	Target Competition(AUT)	12	1:24.902	1.096	0.205	147.4	11:56:29
9	36 H.Sawer(VIE) Porsche 911 Cup	GP ELITE(NED)	21	1:25.505	1.699	0.603	146.4	11:57:31

Not classified

65 S.Jongejan(NED) Porsche 911 Cup	Team75 Bernhard(GER)
---------------------------------------	----------------------

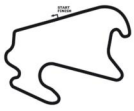
Subject to final scrutineering!

Publication time:	Clerk of the Course: Marcel Putsche	Timekeeper: Steffen Ruhl
-------------------	-------------------------------------	--------------------------

ver: 1.0

Page 1/ 1 printed: 18.6.2026 12:05





DTM Round 3 Dekra Lausitzring

Porsche Sixt Carrera Cup Deutschland

Test Session 2

18 June 2026 11:20

PORSCHE

SIXT
CARRERA CUP
DEUTSCHLAND

Sector List Provisional

Lap	Id	Time	SE1	SP1	SE2	SP2	SE3	SP3	TSP	Lap	Id	Time	SE1	SP1	SE2	SP2	SE3	SP3	TSP
3 Masters, RSA(#1)										theoretical besttime: 1:23.265									
1	0	1:46.940	46.424	154	24.302	203	36.214	234		9	0	1:24.191	28.188	176	21.756	218	34.247	238	244
2	0	1:27.483	29.656	172	23.015	206	34.812	236	239	10	0	1:23.990	28.043	176	21.711	220	34.236	239	244
3	0	1:25.522	29.040	174	22.067	215	34.415	237	244	11	0	1:29.721	28.872	175	22.092	218	38.757		245
4	0	1:24.580	28.138	175	21.865	218	34.577	238	244	12	0	2:35.202	1:36.237	151	23.488	216	35.477	236	
5	0	1:24.396	28.192	175	21.904	220	34.300	238	244	13	0	1:25.107	28.861	175	21.947	216	34.299	238	243
6	0	1:37.961	30.663	172	23.714	192	43.584		245	14	0	1:23.776	27.983	176	21.766	220	34.027	238	244
7	0	17:21.869	16:23.668	167	22.960	215	35.241	234		15	0	1:23.265	27.813	176	21.531	221	33.921	239	244
8	0	1:25.283	28.713	174	22.021	218	34.549	236	242	16									245

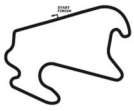
Lap	Id	Time	SE1	SP1	SE2	SP2	SE3	SP3	TSP	Lap	Id	Time	SE1	SP1	SE2	SP2	SE3	SP3	TSP
4 Greif, GER(#1)										theoretical besttime: 1:24.267									
1	0	1:49.394	48.530	152	24.165	189	36.699	232		10	0	1:27.968	29.751	173	22.777	215	35.440	234	237
2	0	1:28.593	29.530	172	22.890	211	36.173	230	240	11	0	1:26.186	28.969	174	22.124	217	35.093	235	242
3	0	1:27.475	29.449	173	22.379	214	35.647	233	237	12	0	1:25.361	28.523	174	21.951	218	34.887	236	242
4	0	1:26.471	29.191	173	22.212	216	35.068	235	241	13	0	1:28.414	28.736	174	22.452	186	37.226	235	243
5	0	1:27.276	29.291	172	22.787	215	35.198	236	242	14	0	1:24.890	28.436	175	21.901	219	34.553	236	243
6	0	1:34.711	30.504	173	23.083	214	41.124		243	15	0	1:27.037	28.394	174	21.989	219	36.654		243
7	0	8:26.725	7:22.934	165	25.125	208	38.666	229		16	0	3:24.154	2:27.536	174	21.872	218	34.746	235	
8	0	1:37.274	32.431	170	24.211	213	40.632		237	17	0	1:25.091	28.150	175	22.295	218	34.646	235	242
9	0	6:36.876	5:35.213	170	25.066	196	36.597	230		18	0	1:24.267	28.145	176	21.684	219	34.438	234	242

Lap	Id	Time	SE1	SP1	SE2	SP2	SE3	SP3	TSP	Lap	Id	Time	SE1	SP1	SE2	SP2	SE3	SP3	TSP
5 Spreng, GER(#1)										theoretical besttime: 1:24.389									
1	0	1:47.891	47.398	162	24.259	189	36.234	235		9	0	1:25.381	28.440	174	22.047	216	34.894	236	243
2	0	1:28.659	30.247	171	22.818	207	35.594	234	242	10	0	1:27.297	28.627	174	22.123	218	36.547	237	243
3	0	1:26.165	28.792	174	22.327	216	35.046	236	241	11	0	1:26.360	28.771	163	22.771	218	34.818	238	244
4	0	1:24.701	28.305	174	21.940	217	34.456	235	243	12	0	1:24.684	28.169	174	21.973	218	34.542	237	244
5	0	1:26.026	28.796	173	22.345	216	34.885	236	242	13	0	1:24.442	28.088	175	21.883	218	34.471	236	244
6	0	1:36.401	29.661	171	22.646	213	44.094		243	14	0	1:29.926	28.859	175	22.517	217	38.550		243
7	0	16:53.519	15:54.810	169	23.113	214	35.596	229		15	0	3:12.151	2:15.240	173	22.133	218	34.778	235	
8	0	1:26.488	28.927	173	22.469	215	35.092	236	237	16	0	1:24.872	28.571	173	21.871	219	34.430	238	243

Lap	Id	Time	SE1	SP1	SE2	SP2	SE3	SP3	TSP	Lap	Id	Time	SE1	SP1	SE2	SP2	SE3	SP3	TSP
6 Yip, HKG(#1)										theoretical besttime: 1:24.000									
1	0	1:55.961	55.893	159	23.990	199	36.078	234		10	0	1:24.846	28.255	174	21.836	219	34.755	238	244
2	0	1:26.706	29.373	173	22.248	213	35.085	236	228	11	0	1:24.416	28.107	175	21.927	217	34.382	238	244
3	0	1:26.098	29.303	174	22.097	218	34.698	238	243	12	0	1:26.101	27.953	176	23.565	217	34.583	237	244
4	0	1:24.893	28.188	176	22.093	216	34.612	239	245	13	0	1:24.950	28.709	175	21.796	219	34.445	238	244
5	0	1:25.673	28.946	174	21.981	218	34.746	239	245	14	0	1:24.375	28.252	175	21.775	220	34.348	238	245
6	0	1:33.029	29.654	173	22.211	217	41.164		244	15	0	1:24.556	28.382	175	21.699	220	34.475	238	245
7	0	14:42.786	13:45.025	171	22.760	214	35.001	234		16	0	1:24.835	28.136	174	21.857	219	34.842	237	245
8	0	1:25.630	28.700	174	22.278	216	34.652	237	241	17	0	1:27.145	28.905	124	23.886	218	34.354	239	244
9	0	1:24.843	28.380	174	21.824	220	34.639	237	244	18	0	1:27.770	28.347	175	21.804	220	37.619		245

Lap	Id	Time	SE1	SP1	SE2	SP2	SE3	SP3	TSP	Lap	Id	Time	SE1	SP1	SE2	SP2	SE3	SP3	TSP
11 Kieffer, LUX(#1)										theoretical besttime: 1:23.898									
1	0	2:13.737	1:12.635	158	25.124	185	35.978	232		8	0	3:10.319	2:13.973	170	21.899	218	34.447	238	
2	0	1:29.069	28.776	174	22.031	217	38.262	236	240	9	0	1:25.515	28.372	174	22.071	161	35.072	239	244
3	0	1:33.324	28.274	174	21.957	218	43.093		244	10	0	1:24.064	28.154	176	21.701	221	34.209	240	245
4	0	19:42.478	18:44.976	171	22.753	215	34.749	236		11	0	1:23.926	28.029	175	21.722	222	34.175	240	246
5	0	1:24.976	28.487	174	21.958	220	34.531	238	244	12	0	1:24.051	28.059	176	21.694	221	34.298	239	247
6	0	1:24.469	28.263	175	21.995	220	34.211	237	244	13	0	1:24.292	28.051	176	21.909	220	34.332	239	245
7	0	1:29.583	28.370	170	23.085	174	38.128		245	14	0	1:24.298	28.333	176	21.770	221	34.195	239	247

Lap	Id	Time	SE1	SP1	SE2	SP2	SE3	SP3	TSP	Lap	Id	Time	SE1	SP1	SE2	SP2	SE3	SP3	TSP
12 Schuring, NED(#1)										theoretical besttime: 1:23.686									
1	0	2:11.802	1:11.378	127	25.129	190	35.295	233		8	0	3:50.626	2:54.575	174	21.755	217	34.296	238	
2	0	1:29.363	28.332	175	21.738	219	39.293	238	242	9	0	1:23.824	28.106	175	21.676	219	34.042	239	244
3	0	1:33.518	28.157	175	21.898	218	43.463		245	10	0	1:23.874	28.051	176	21.689	220	34.134	238	245
4	0	20:09.325	19:12.089	137	22.747	216	34.489	239		11	0	1:23.870	27.968	175	21.777	221	34.125	239	245
5	0	1:26.204	28.814	171	22.924	218	34.466	239	245	12	0	1:24.043	28.109	177	21.782	221	34.152	238	245
6	0	1:24.282	28.046	176	21.944	220	34.292	239	245	13	0	1:24.255	27.998	175	21.786	219	34.471	238	245
7	0	1:29.169	28.233	175	21.870	219	39.066		245										



DTM Round 3 Dekra Lausitzring

Porsche Sixt Carrera Cup Deutschland

Test Session 2

18 June 2026 11:20



SIXT
CARRERA CUP
DEUTSCHLAND

Sector List Provisional

Lap	Id	Time	SE1	SP1	SE2	SP2	SE3	SP3	TSP	Lap	Id	Time	SE1	SP1	SE2	SP2	SE3	SP3	TSP
13	Tauscher, GER(#1)									theoretical besttime: 1:23.756									
1	0	2:05.018	1:06.044	155	23.629	201	35.345	239		9	0	3:54.880	2:56.191	175	21.913	219	36.776	238	
2	0	1:25.170	28.790	175	21.818	219	34.562	240	246	10	0	1:24.403	28.358	176	21.791	219	34.254	239	245
3	0	1:25.236	28.329	176	21.692	219	35.215	237	247	11	0	1:24.741	28.045	176	22.044	220	34.652	240	245
4	0	1:24.161	28.231	176	21.746	218	34.184	238	245	12	0	1:24.822	28.552	174	22.046	219	34.224	239	248
5	0	1:24.950	28.154	176	22.030	216	34.766	238	245	13	0	1:25.141	28.553	175	22.148	219	34.440	238	245
6	0	1:32.375	29.046	175	21.871	218	41.458		244	14	0	1:24.966	28.464	176	22.228	211	34.274	238	244
7	0	14:12.136	13:14.291	172	22.306	217	35.539	235		15	0	1:24.210	27.880	176	21.955	217	34.375	238	244
8	0	1:27.089	28.588	175	21.865	218	36.636		243	16	0	1:26.263	28.107	175	21.824	219	36.332		244

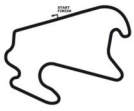
14	Sumich, AUS(#1)									theoretical besttime: 1:23.700									
1	0	2:01.107	1:03.244	171	22.915	210	34.948	236		8	0	1:28.675	27.912	175	21.803	219	38.960	238	245
2	0	1:25.439	28.717	174	22.139	214	34.583	238	242	9	0	1:24.221	28.176	172	21.764	219	34.281	240	244
3	0	1:34.646	28.364	175	24.133	189	42.149		245	10	0	1:24.732	28.063	175	21.997	218	34.672	238	246
4	0	19:45.603	18:47.795	165	22.875	211	34.933	235		11	0	1:24.722	28.543	173	21.900	219	34.279	239	245
5	0	1:25.038	28.574	174	21.870	217	34.594	238	242	12	0	1:30.704	27.872	175	21.782	219	41.050		245
6	0	1:24.008	28.051	174	21.780	219	34.177	238	244	13	0	3:28.095	2:31.999	174	21.923	219	34.173	239	
7	0	1:23.813	27.985	174	21.695	219	34.133	240	244	14	0	1:24.091	28.026	174	21.856	218	34.209	239	244

16	Mutschlechner, GER(#1)									theoretical besttime: 1:24.216									
1	0	2:00.425	59.025	133	25.110	168	36.290	233		9	0	1:24.479	28.156	175	21.857	217	34.466	238	244
2	0	1:25.231	28.593	173	21.874	217	34.764	237	240	10	0	1:24.942	28.147	175	22.037	218	34.758	239	245
3	0	1:32.880	29.037	173	22.062	217	41.781		244	11	0	1:26.446	29.111	173	22.325	218	35.010	238	244
4	0	12:19.902	11:11.455	167	26.026	211	42.421			12	0	1:25.330	28.557	175	22.014	219	34.759	239	245
5	0	7:38.674	6:40.333	168	22.995	215	35.346	235		13	0	1:25.656	28.798	174	22.225	218	34.633	238	245
6	0	1:27.507	28.545	174	22.403	214	36.559	236	242	14	0	1:24.470	28.245	175	21.815	219	34.410	238	244
7	0	1:24.662	28.361	174	21.994	219	34.307	238	244	15	0	1:25.899	28.363	174	21.964	219	35.572	238	244
8	0	1:24.368	28.094	175	21.879	217	34.395	238	244	16	0	1:28.765	30.341	171	22.833	217	35.591	239	245

17	Bergström, SWE(#1)									theoretical besttime: 1:23.762									
1	5	1:54.157	53.667	160	24.320	182	36.170	225		9	5	1:24.774	28.401	175	21.858	218	34.515	238	244
2	5	1:26.826	29.205	171	22.370	200	35.251	238	224	10	5	1:27.123	28.169	176	21.951	218	37.003		245
3	5	1:26.551	29.083	174	22.090	217	35.378	238	243	11	5	2:49.271	1:45.377	124	25.077	201	38.817	228	
4	5	1:29.207	28.628	175	22.159	218	38.420	236	244	12	5	1:25.628	28.926	172	22.005	212	34.697	238	234
5	5	1:26.074	28.805	175	22.429	217	34.840	238	244	13	5	1:24.344	28.071	176	21.888	218	34.385	238	245
6	5	1:33.237	29.282	175	22.224	218	41.731		244	14	5	1:24.089	28.166	176	21.699	219	34.224	238	244
7	5	17:13.413	16:15.243	159	22.936	204	35.234	236		15	5	1:23.825	27.856	176	21.682	220	34.287	238	244
8	5	1:25.473	28.753	175	22.092	219	34.628	238	243	16	5	1:25.792	29.068	175	22.003	219	34.721	241	245

25	Boerekamps, NED(#1)									theoretical besttime: 1:23.638									
1	0	1:53.106	52.575	153	24.248	198	36.283	227		11	0	1:24.831	28.444	174	21.855	219	34.532	236	243
2	0	1:26.928	29.172	174	22.275	212	35.481	238	233	12	0	1:24.881	28.315	175	21.837	217	34.729	236	244
3	0	1:26.471	29.377	175	22.128	216	34.966	238	245	13	0	1:27.078	28.224	175	21.739	218	37.115		243
4	0	1:25.678	28.918	175	21.896	218	34.864	238	244	14	0	2:22.759	1:21.398	161	23.994	206	37.367	219	
5	0	1:25.809	29.010	174	21.983	217	34.816	236	244	15	0	1:26.127	29.066	173	22.067	216	34.994	237	226
6	0	1:33.218	29.772	174	22.202	217	41.244		243	16	0	1:24.806	28.338	175	22.018	217	34.450	238	244
7	0	9:31.592	8:21.838	159	24.644	208	45.110			17	0	1:23.639	27.857	174	21.621	220	34.161	238	244
8	0	4:18.688	3:21.229	173	22.470	217	34.989	235		18	0	1:23.807	27.856	176	21.660	219	34.291	237	244
9	0	1:25.595	28.663	175	22.000	218	34.932	236	242	19	0	1:24.060	27.957	176	21.867	219	34.236	238	243
10	0	1:26.098	28.447	175	22.410	212	35.241	236	244	20	0	1:24.010	28.058	176	21.751	219	34.201	237	244

27	Ferreira, BRA(#1)									theoretical besttime: 1:23.934									
1	0	2:00.663	1:01.758	170	23.145	201	35.760	232		10	0	1:24.669	28.409	174	21.863	217	34.397	235	243
2	0	1:26.493	28.940	171	22.720	211	34.833	236	238	11	0	1:24.427	28.172	175	21.782	218	34.473	235	242
3	0	1:32.374	28.339	174	22.363	214	41.672		244	12	0	1:24.653	28.531	173	21.831	217	34.291	236	243
4	0	3:40.487	2:41.290	170	23.290	212	35.907	232		13	0	1:24.405	28.198	174	21.807	218	34.400	236	243
5	0	1:32.185	30.009	172	22.654	212	39.522		239	14	0	1:24.663	28.308	172	21.828	218	34.527	235	243
6	0	8:48.869	7:47.691	167	23.820	210	37.358	228		15	0	1:27.738	28.260	174	21.846	217	37.632		242
7	0	1:36.569	31.328	171	23.374	211	41.867		236	16	0	2:31.470	1:35.166	173	21.897	218	34.407	235	
8	0	5:08.649	4:10.654	172	22.654	211	35.341	233		17	0	1:24.183	28.003	175	21.915	219	34.265	237	243
9	0	1:25.520	28.832	174	22.210	217	34.478	235	240	18	0	1:23.999	28.068	174	21.755	218	34.176	235	244



DTM Round 3 Dekra Lausitzring

Porsche Sixt Carrera Cup Deutschland

Test Session 2

18 June 2026 11:20

PORSCHE

SIXT
CARRERA CUP
DEUTSCHLAND

Sector List Provisional

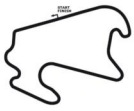
Lap	Id	Time	SE1	SP1	SE2	SP2	SE3	SP3	TSP	Lap	Id	Time	SE1	SP1	SE2	SP2	SE3	SP3	TSP
34	Schouten, NED(#1)									theoretical besttime: 1:23.579									
1	0	2:09.041	1:09.958	168	23.211	212	35.872	236		11	0	1:24.907	28.358	175	21.989	218	34.560	238	244
2	0	1:26.482	29.119	174	22.353	214	35.010	239	242	12	0	1:27.925	28.251	175	22.013	218	37.661		245
3	0	1:26.645	29.017	175	22.269	217	35.359	236	246	13	0	3:42.545	2:40.460	130	24.354	183	37.731	152	
4	0	1:25.220	28.589	174	21.945	217	34.686	236	244	14	0	1:28.189	30.840	173	22.216	217	35.133	235	175
5	0	1:27.770	28.827	175	22.859	204	36.084	236	244	15	0	1:24.961	28.367	175	22.013	218	34.581	239	243
6	0	1:36.520	29.150	173	22.512	215	44.858		243	16	0	1:24.047	28.111	175	21.765	221	34.171	238	245
7	0	11:30.251	10:29.580	169	23.748	213	36.923	232		17	0	1:23.760	27.887	176	21.729	221	34.144	238	245
8	0	1:28.669	30.064	173	22.918	213	35.687	233	240	18	0	1:23.939	28.193	175	21.548	220	34.198	238	244
9	0	1:27.648	30.328	174	22.454	217	34.866	237	240	19	0	1:23.861	27.899	175	21.650	219	34.312	238	244
10	0	1:25.463	28.457	175	22.086	219	34.920	237	244										

36	Sawer, VIE(#1)									theoretical besttime: 1:25.455									
1	5	1:49.936	49.205	152	24.076	167	36.655	234		13	5	1:27.571	29.588	172	22.415	217	35.568	236	242
2	5	1:28.335	29.504	172	22.788	210	36.043	236	240	14	5	1:26.499	29.093	174	22.276	217	35.130	237	243
3	5	1:27.807	29.597	173	22.392	216	35.818	236	243	15	5	1:39.911	28.823	174	22.135	217	48.953	236	244
4	5	1:27.386	29.344	156	22.645	216	35.397	236	244	16	5	1:26.340	28.875	173	22.223	217	35.242	236	241
5	5	1:27.357	29.657	173	22.543	213	35.157	237	243	17	5	1:26.349	28.743	174	22.434	216	35.172	238	243
6	5	1:34.242	30.150	172	22.457	214	41.635		244	18	5	1:30.891	28.837	174	24.323	140	37.731	238	244
7	5	3:32.182	2:27.874	167	25.090	211	39.218	231		19	5	1:30.908	30.063	82	25.917	217	34.928	239	245
8	5	1:37.922	33.285	170	25.390	211	39.247	234	239	20	5	1:25.722	28.648	174	22.078	218	34.996	237	244
9	5	1:44.844	37.695	162	25.900	209	41.249	228	240	21	5	1:25.505	28.593	175	22.016	219	34.896	238	244
10	5	1:44.855	36.332	159	26.099	208	42.424		235	22	5	1:25.604	28.583	174	22.129	218	34.892	236	244
11	5	4:48.623	3:48.715	167	23.477	212	36.431	235		23	5	1:25.709	28.648	176	22.205	217	34.856	238	243
12	5	1:28.096	30.084	172	22.518	216	35.494	234	242										

44	Oeverhaus, GER(#1)									theoretical besttime: 1:23.678									
1	0	1:43.385	42.980	126	24.644	191	35.761	228		9	0	1:24.611	28.287	174	21.942	217	34.382	238	243
2	0	1:25.776	29.062	169	22.035	211	34.679	235	235	10	0	1:24.793	28.440	173	21.837	217	34.516	238	245
3	0	1:24.599	28.433	173	21.799	217	34.367	235	242	11	0	1:23.968	27.903	175	21.735	219	34.330	238	244
4	0	1:24.399	28.137	174	21.788	217	34.474	235	242	12	0	1:24.188	27.950	175	21.724	219	34.514	239	244
5	0	1:24.391	28.165	173	21.789	217	34.437	234	242	13	0	1:24.029	27.913	174	21.820	217	34.296	238	244
6	0	1:40.662	31.797	116	26.414	178	42.451		242	14	0	1:23.703	27.793	175	21.726	219	34.184	237	240
7	0	14:30.517	13:19.906	143	26.815	167	43.796			15	0	1:27.342	28.086	174	21.701	219	37.555		244
8	0	5:24.882	4:27.847	169	22.401	214	34.634	236											

54	Essmann, GER(#1)									theoretical besttime: 1:25.310									
1	0	2:26.067	1:18.039	116	28.842	150	39.186	230		10	0	1:28.352	28.996	171	23.349	175	36.007	236	242
2	0	1:28.661	30.392	172	22.894	215	35.375	234	238	11	0	1:28.557	28.860	174	24.331	205	35.366	236	243
3	0	1:28.281	30.043	172	22.463	217	35.775	235	241	12	0	1:31.235	31.476	174	22.434	217	37.325	237	243
4	0	1:25.495	28.614	174	21.962	218	34.919	236	243	13	0	1:25.983	29.009	173	22.034	218	34.940	238	244
5	0	1:27.351	28.895	172	22.797	215	35.659	235	243	14	0	1:25.614	28.506	174	22.266	218	34.842	237	244
6	0	1:27.871	29.996	173	22.224	218	35.651	236	243	15	0	1:35.138	30.913	169	24.165	218	40.060		244
7	0	1:44.249	35.096	146	26.516	172	42.637		243	16	0	4:49.172	3:43.292	101	26.819	113	39.061	226	
8	0	12:47.719	11:49.207	169	22.924	214	35.588	231		17	0	1:26.956	29.243	140	22.712	216	35.001	236	236
9	0	1:29.033	30.338	172	22.882	216	35.813	235	208										

56	Vateva, BUL(#1)									theoretical besttime: 1:24.589									
1	0	2:08.738	1:06.480	141	25.583	179	36.675	233		9	0	1:24.991	28.265	175	22.004	218	34.722	238	244
2	0	1:26.555	28.861	174	22.537	213	35.157	236	241	10	0	1:25.199	28.365	176	21.960	217	34.874	238	244
3	0	1:32.190	28.928	175	22.247	216	41.015		243	11	0	1:24.979	28.324	176	21.711	218	34.944	238	244
4	0	19:58.717	18:57.909	156	24.690	211	36.118	234		12	0	1:24.902	28.368	175	21.829	218	34.705	238	245
5	0	1:26.554	29.012	174	22.404	214	35.138	235	242	13	0	1:25.196	28.642	175	21.861	218	34.693	238	244
6	0	1:25.814	28.828	174	22.271	217	34.715	238	243	14	0	1:25.006	28.575	175	21.789	219	34.642	237	244
7	0	1:25.269	28.492	175	22.164	217	34.613	237	244	15	0	1:25.370	28.633	175	21.886	219	34.851	238	244
8	0	1:24.947	28.341	175	21.901	217	34.705	236	244										



DTM Round 3 Dekra Lausitzring

Porsche Sixt Carrera Cup Deutschland

Test Session 2

18 June 2026 11:20

PORSCHE

SIXT
CARRERA CUP
DEUTSCHLAND

Sector List Provisional

Lap Id	Time	SE1	SP1	SE2	SP2	SE3	SP3	TSP	Lap Id	Time	SE1	SP1	SE2	SP2	SE3	SP3	TSP
57	Burton, GBR(#1)								theoretical besttime: 1:24.530								
1 0	2:27.811	1:24.396	92	26.477	149	36.938	203		11 0	3:47.176	2:49.140	174	22.641	217	35.395	235	
2 0	1:27.558	29.958	174	22.460	215	35.140	235	203	12 0	1:25.775	28.723	175	22.326	219	34.726	238	240
3 0	1:26.577	29.138	174	22.341	217	35.098	236	243	13 0	1:25.373	28.576	176	22.073	219	34.724	238	243
4 0	1:25.440	28.528	174	22.100	218	34.812	236	243	14 0	1:25.076	28.439	175	22.056	219	34.581	238	243
5 0	1:27.866	28.970	174	23.056	215	35.840	236	243	15 0	1:25.210	28.341	176	22.364	211	34.505	239	244
6 0	1:28.070	29.989	175	22.314	218	35.767	236	243	16 0	1:24.918	28.505	174	21.919	220	34.494	238	245
7 0	1:47.004	37.165	142	26.061	198	43.778		242	17 0	1:25.365	28.527	176	22.089	219	34.749	239	245
8 0	7:53.894	6:52.512	171	23.994	211	37.388	232		18 0	1:24.640	28.299	176	22.029	219	34.312	239	245
9 0	1:31.702	31.728	172	23.280	215	36.694	232	239	19 0	1:27.446	28.451	176	22.025	220	36.970		244
10 0	1:34.989	30.827	173	23.163	214	40.999		240									

65	Jongejan, NED(#1)								theoretical besttime:								
1 0	3:08.570					3:08.570			2 0	2:10.488	50.174	105	30.643	125	49.671		

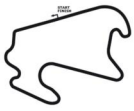
66	Maassen, GER(#1)								theoretical besttime: 1:24.642								
1 0	8:36.539					8:36.539			8 0	1:26.285	29.200	175	22.204	220	34.881	239	244
2 0	11:18.898	10:11.663	156	25.993	184	41.242	224		9 0	1:26.506	28.650	175	23.011	217	34.845	239	245
3 0	1:40.557	32.681	169	24.622	204	43.254		232	10 0	1:26.211	29.098	176	22.194	219	34.919	238	245
4 0	4:11.905	3:04.711	124	25.724	184	41.470	231		11 0	1:25.304	28.430	176	22.068	219	34.806	238	244
5 0	1:31.819	31.663	173	23.193	171	36.963	236	195	12 0	1:25.184	28.578	176	21.797	221	34.809	238	244
6 0	1:27.473	29.423	174	22.430	217	35.620	236	241	13 0	1:24.697	28.449	176	21.731	220	34.517	237	245
7 0	1:26.348	29.000	175	22.154	219	35.194	238	242	14 0	1:24.875	28.570	175	21.695	219	34.610	238	243

77	Perrot, FRA(#1)								theoretical besttime: 1:26.608								
1 0	28:04.024					28:04.024			4 0	1:40.358	28.954	161	23.523	215	47.881		242
2 0	1:59.428	52.391	135	27.732	151	39.305	213		5 0	7:25.566	6:27.912	174	22.611	216	35.043	236	
3 0	1:28.581	30.474	174	22.749	215	35.358	236	215									

84	Alshehab, KUW(#1)								theoretical besttime: 1:25.445								
1 3	1:46.840	44.004	119	26.021	166	36.815	213		10 3	1:29.668	29.627	174	22.332	217	37.709	235	240
2 3	1:32.730	31.222	169	24.425	164	37.083	233	205	11 3	1:26.490	28.630	173	22.396	217	35.464	237	242
3 3	1:31.885	31.492	173	23.675	162	36.718	232	240	12 3	1:25.773	28.585	174	22.432	217	34.756	236	241
4 3	1:26.863	28.984	173	22.552	216	35.327	235	239	13 3	1:28.320	29.495	173	22.683	215	36.142		242
5 3	1:32.834	28.709	173	26.542	155	37.583	234	241	14 3	4:14.230	3:09.650	130	26.267	166	38.313	171	
6 3	1:32.530	29.890	172	22.650	214	39.990		240	15 3	1:29.275	31.600	173	22.554	216	35.121	233	186
7 3	13:34.289	12:35.695	169	22.703	214	35.891	231		16 3	1:31.389	28.611	174	22.434	217	40.344	236	240
8 3	1:27.145	29.021	172	22.512	216	35.612	234	237	17 3	1:34.359	37.416	174	22.104	217	34.839	236	242
9 3	1:30.689	28.814	174	22.476	217	39.399	235	240									

88	Ros, SWE(#1)								theoretical besttime: 1:23.976								
1 0	1:44.833	44.288	167	24.897	160	35.648	232		11 0	1:25.772	28.660	175	22.672	219	34.440	239	237
2 0	1:25.897	29.000	173	22.155	215	34.742	238	232	12 0	1:24.349	27.987	176	21.970	219	34.392	239	246
3 0	1:24.736	28.312	175	21.946	217	34.478	239	244	13 0	1:24.412	28.074	176	21.947	219	34.391	238	245
4 0	1:24.649	28.317	175	21.879	217	34.453	236	245	14 0	1:23.976	27.969	176	21.755	219	34.252	240	245
5 0	1:24.579	28.402	175	21.782	218	34.395	238	244	15 0	1:24.134	28.093	175	21.785	220	34.256	239	247
6 0	1:31.434	29.329	174	22.997	215	39.108		244	16 0	1:24.516	28.069	175	22.022	218	34.425	239	246
7 0	9:02.575	7:57.372	166	25.228	211	39.975	232		17 0	1:24.113	27.988	176	21.840	220	34.285	240	245
8 0	1:35.885	33.171	173	23.992	212	38.722	233	239	18 0	1:24.080	28.027	176	21.759	221	34.294	239	245
9 0	1:39.185	33.282	171	24.501	207	41.402		240	19 0	1:24.753	28.250	174	22.235	219	34.268	240	246
10 0	5:39.449	4:40.331	174	22.323	214	36.795	227		20 0	1:29.875	28.324	174	21.960	219	39.591		247

91	Tüccaroglu, GER(#1)								theoretical besttime: 1:23.502								
1 0	1:43.791	43.594	156	25.023	184	35.174	232		10 0	1:24.540	28.423	175	21.779	218	34.338	238	243
2 0	1:25.805	29.008	171	22.085	214	34.712	238	238	11 0	1:23.870	28.186	175	21.634	219	34.050	238	244
3 0	1:24.546	28.393	175	21.813	219	34.340	238	244	12 0	1:24.031	28.126	176	21.638	219	34.267	239	245
4 0	1:24.628	28.342	176	21.749	220	34.537	238	244	13 0	1:23.635	27.971	176	21.604	220	34.060	239	245
5 0	1:24.667	28.378	176	22.020	219	34.269	238	244	14 0	1:23.505	27.895	177	21.607	220	34.003	239	245
6 0	1:34.370	30.157	171	23.747	193	40.466		244	15 0	1:23.667	27.970	177	21.643	219	34.054	238	245
7 0	13:32.352	12:31.199	173	23.823	212	37.330	230		16 0	1:23.870	28.036	176	21.694	220	34.140	239	244



DTM Round 3 Dekra Lausitzring

Porsche Sixt Carrera Cup Deutschland

Test Session 2

18 June 2026 11:20

PORSCHE

**SIXT
CARRERA CUP
DEUTSCHLAND**

Sector List Provisional

Lap	Id	Time	SE1	SP1	SE2	SP2	SE3	SP3	TSP	Lap	Id	Time	SE1	SP1	SE2	SP2	SE3	SP3	TSP
8	0	1:33.518	30.705	171	24.002	211	38.811		237	17	0	1:24.911	28.264	175	22.033	218	34.614	239	245
9	0	5:54.386	4:57.746	173	22.127	217	34.513	236											

95 Warhurst, GBR(#1)

theoretical besttime: 1:24.381

1	0	2:07.470	1:08.781	162	23.236	212	35.453	232		9	0	1:26.241	29.023	174	22.310	214	34.908	237	239
2	0	1:25.961	28.610	172	22.168	213	35.183	234	238	10	0	1:24.860	28.286	176	21.874	219	34.700	238	243
3	0	1:25.160	28.472	172	22.097	212	34.591	237	242	11	0	1:24.751	28.134	176	22.082	212	34.535	238	244
4	0	1:24.663	28.246	175	21.916	216	34.501	236	244	12	0	1:24.660	28.324	175	21.881	218	34.455	238	244
5	0	1:25.000	28.431	175	21.966	217	34.603	238	244	13	0	1:24.616	28.300	175	21.843	218	34.473	239	244
6	0	1:26.432	29.178	173	22.089	217	35.165	235	244	14	0	1:24.381	28.105	176	21.823	218	34.453	240	245
7	0	1:32.821	31.722	171	23.033	214	38.066		242	15	0	1:24.919	28.305	176	21.835	219	34.779	239	245
8	0	13:53.381	12:55.289	167	22.756	215	35.336	232		16	0	1:28.161	29.810	174	22.193	218	36.158		245

98 Ho, NED(#1)

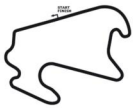
theoretical besttime: 1:23.667

1	0	2:04.838	1:03.187	165	25.812	166	35.839	236		11	0	1:24.962	28.532	175	21.803	219	34.627	236	243
2	0	1:25.206	28.526	174	22.009	216	34.671	236	244	12	0	1:24.147	28.065	175	21.789	218	34.293	238	243
3	0	1:34.607	29.008	175	22.005	215	43.594		244	13	0	1:23.888	27.974	175	21.736	218	34.178	238	245
4	0	3:10.059	2:09.079	169	24.467	200	36.513	231		14	0	1:23.806	27.915	175	21.574	220	34.317	238	244
5	0	1:28.559	30.059	172	22.459	215	36.041	192	238	15	0	1:27.068	28.098	175	21.927	219	37.043		244
6	0	1:39.834	33.274	171	24.185	202	42.375		181	16	0	3:25.680	2:29.738	175	21.683	220	34.259	237	
7	0	7:59.323	6:57.407	169	23.863	211	38.053	230		17	0	1:23.840	27.961	176	21.672	220	34.207	238	244
8	0	1:32.021	31.800	170	23.302	212	36.919	231	237	18	0	1:24.177	28.255	174	21.627	221	34.295	236	244
9	0	1:38.903	30.407	170	25.826	193	42.670		238	19	0	1:28.170	28.160	174	22.251	212	37.759	236	244
10	0	2:59.413	2:01.876	172	22.480	214	35.057	235											

99 Amand, FIN(#1)

theoretical besttime: 1:23.353

1	0	1:52.488	51.976	159	24.247	201	36.265	229		11	0	1:24.057	28.244	176	21.685	220	34.128	238	244
2	0	1:27.291	28.995	172	22.395	212	35.901	236	235	12	0	1:23.583	27.846	176	21.594	220	34.143	238	243
3	0	1:25.865	28.989	174	21.953	215	34.923	237	244	13	0	1:25.001	28.317	176	22.045	219	34.639	240	244
4	0	1:24.544	28.379	175	21.948	217	34.217	236	244	14	0	1:23.900	27.967	176	21.835	219	34.098	238	246
5	0	1:24.837	28.742	175	21.841	219	34.254	237	244	15	0	1:24.058	28.052	175	21.758	220	34.248	238	244
6	0	1:33.466	29.244	174	22.151	217	42.071		244	16	0	1:23.836	27.963	176	21.740	220	34.133	239	245
7	0	14:54.528	13:57.317	172	22.371	217	34.840	234		17	0	1:23.677	27.973	177	21.692	220	34.012	238	245
8	0	1:24.386	28.333	175	21.866	218	34.187	237	242	18	0	1:23.638	27.818	177	21.879	220	33.941	239	244
9	0	1:24.767	28.705	175	21.730	220	34.332	238	243	19	0	1:23.858	27.961	175	21.777	220	34.120	239	245
10	0	1:24.125	28.202	175	21.790	219	34.133	239	244										



DTM Round 3 Dekra Lausitzring

Porsche Sixt Carrera Cup Deutschland

Test Session 2

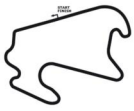
18 June 2026 11:20

PORSCHE

**SIXT
CARRERA CUP
DEUTSCHLAND**

Top speed list Provisional

#	Name (NAT)	Team	Car name	Speed	Lap	Race time
13	Alexander Tauscher (GER)	Target (ITA)	Porsche 911 Cup	248.29	12	31:41.855
88	Daniel Ros (SWE)	Team Proton (AUT)	Porsche 911 Cup	247.13	15	32:33.431
11	Chester Kieffer (LUX)	Schumacher CLRT (BEL)	Porsche 911 Cup	247.13	12	36:43.163
34	Dirk Schouten (NED)	Looping by CarTech (GER)	Porsche 911 Cup	246.55	3	3:37.230
14	Caleb Sumich (AUS)	Target (ITA)	Porsche 911 Cup	246.55	10	31:54.256
99	Marcus Amand (FIN)	Proton Competition (GER)	Porsche 911 Cup	246.55	14	32:30.643
66	Montego Maassen (GER)	Forch Racing by Atlas Ward	Porsche 911 Cup	245.98	9	31:41.530
95	Joseph Warhurst (GBR)	Target (ITA)	Porsche 911 Cup	245.98	15	33:12.102
12	Flynt Schuring (NED)	Schumacher CLRT (BEL)	Porsche 911 Cup	245.98	10	34:59.818
17	Gustav Bergström (SWE)	Team Proton (AUT)	Porsche 911 Cup	245.98	13	35:03.449
6	Dylan Yip (HKG)	Team Proton (AUT)	Porsche 911 Cup	245.98	18	38:08.547
25	Wouter Boerekamps (NED)	TEAM GP ELITE (NED)	Porsche 911 Cup	245.41	3	3:21.746
3	Keagan Masters (RSA)	Proton Competition (GER)	Porsche 911 Cup	245.41	6	7:30.636
98	Nick Ho (NED)	TEAM GP ELITE (NED)	Porsche 911 Cup	245.41	13	28:23.586
44	Theo Oeverhaus (GER)	ID Racing (GER)	Porsche 911 Cup	245.41	10	30:24.937
16	Max Mutschlechner (GER)	Target Competition (AUT)	Porsche 911 Cup	245.41	10	30:39.840
57	Gustav Burton (GBR)	Forch Racing by Atlas Ward	Porsche 911 Cup	245.41	16	32:01.230
91	Gian Luca Tüccaroglu (GER)	Team75 Bernhard (GER)	Porsche 911 Cup	245.41	12	32:48.187
36	Hoang Dat Sawyer (VIE)	GP ELITE (NED)	Porsche 911 Cup	245.41	19	33:10.859
56	Alexandra Vateva (BUL)	Target Competition (AUT)	Porsche 911 Cup	245.41	12	35:05.666
5	Sören Spreng (GER)	GP ELITE (NED)	Porsche 911 Cup	244.84	11	30:24.248
54	Michael Essmann (GER)	Team75 Bernhard (GER)	Porsche 911 Cup	244.84	14	31:40.568
27	Matheus Ferreira (BRA)	TEAM GP ELITE (NED)	Porsche 911 Cup	244.28	3	3:28.877
4	Jonas Greif (GER)	GP ELITE (NED)	Porsche 911 Cup	243.72	6	7:40.934
84	Ahmad Alshehab (KUW)	ID Racing (GER)	Porsche 911 Cup	242.05	11	27:27.208
77	Louis Perrot (FRA)	Forch Racing by Atlas Ward	Porsche 911 Cup	242.05	4	31:33.764



DTM Round 3 Dekra Lausitzring

Porsche Sixt Carrera Cup Deutschland

Test Session 2

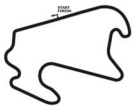
18 June 2026 11:20

PORSCHE

**SIXT
CARRERA CUP
DEUTSCHLAND**

Pit Stops Provisional

Nr	Driver in	Day time in	Time in	Driver out	Day time out	Time out	Reason	Nett Time
16	Max Mutschlechner	11:24:52.065	4:52.065	Max Mutschlechner	11:35:41.271	15:41.271		10:49.206
27	Matheus Ferreira	11:24:52.880	4:52.880	Matheus Ferreira	11:27:14.307	7:14.307		2:21.427
14	Caleb Sumich	11:24:54.726	4:54.726	Caleb Sumich	11:43:23.073	23:23.073		18:28.347
98	Nick Ho	11:24:58.110	4:58.110	Nick Ho	11:26:47.692	6:47.692		1:49.582
56	Alexandra Vateva	11:25:01.009	5:01.009	Alexandra Vateva	11:43:33.477	23:33.477		18:32.468
12	Flynt Schuring	11:25:08.147	5:08.147	Flynt Schuring	11:44:00.903	24:00.903		18:52.756
11	Chester Kieffer	11:25:09.581	5:09.581	Chester Kieffer	11:43:35.694	23:35.694		18:26.113
65	Sam Jongejan	11:25:12.520	5:12.520					
88	Daniel Ros	11:28:49.596	8:49.596	Daniel Ros	11:36:24.345	16:24.345		7:34.749
91	Gian Luca Tüccaroglu	11:28:51.258	8:51.258	Gian Luca Tüccaroglu	11:40:59.690	20:59.690		12:08.432
44	Theo Oeverhaus	11:28:56.762	8:56.762	Theo Oeverhaus	11:41:54.572	21:54.572		12:57.810
3	Keagan Masters	11:29:00.349	9:00.349	Keagan Masters	11:45:03.564	25:03.564		16:03.215
99	Marcus Amand	11:29:01.958	9:01.958	Marcus Amand	11:42:41.021	22:41.021		13:39.063
5	Sören Spreng	11:29:03.176	9:03.176	Sören Spreng	11:44:38.822	24:38.822		15:35.646
25	Wouter Boerekamps	11:29:04.662	9:04.662	Wouter Boerekamps	11:37:05.147	17:05.147		8:00.485
6	Dylan Yip	11:29:05.699	9:05.699	Dylan Yip	11:42:31.131	22:31.131		13:25.432
4	Jonas Greif	11:29:07.236	9:07.236	Jonas Greif	11:36:08.033	16:08.033		7:00.797
36	Hoang Dat Sawyer	11:29:08.410	9:08.410	Hoang Dat Sawyer	11:31:16.622	11:16.622		2:08.212
17	Gustav Bergström	11:29:09.395	9:09.395	Gustav Bergström	11:45:04.454	25:04.454		15:55.059
13	Alexander Tauscher	11:29:10.344	9:10.344	Alexander Tauscher	11:42:05.390	22:05.390		12:55.046
84	Ahmad Alshehab	11:29:16.563	9:16.563	Ahmad Alshehab	11:41:33.287	21:33.287		12:16.724
34	Dirk Schouten	11:29:24.810	9:24.810	Dirk Schouten	11:39:34.326	19:34.326		10:09.516
27	Matheus Ferreira	11:30:05.688	10:05.688	Matheus Ferreira	11:37:32.740	17:32.740		7:27.052
95	Joseph Warhurst	11:30:41.035	10:41.035	Joseph Warhurst	11:43:14.591	23:14.591		12:33.556
98	Nick Ho	11:31:16.568	11:16.568	Nick Ho	11:37:54.125	17:54.125		6:37.557
54	Michael Essmann	11:31:21.451	11:21.451	Michael Essmann	11:42:49.910	22:49.910		11:28.459
57	Gustav Burton	11:31:23.761	11:23.761	Gustav Burton	11:37:55.282	17:55.282		6:31.521
16	Max Mutschlechner	11:37:11.916	17:11.916	Max Mutschlechner	11:43:30.609	23:30.609		6:18.693
36	Hoang Dat Sawyer	11:37:48.240	17:48.240	Hoang Dat Sawyer	11:41:17.549	21:17.549		3:29.309
25	Wouter Boerekamps	11:38:36.171	18:36.171	Wouter Boerekamps	11:41:38.937	21:38.937		3:02.766
4	Jonas Greif	11:39:11.331	19:11.331	Jonas Greif	11:44:26.800	24:26.800		5:15.469
27	Matheus Ferreira	11:40:31.048	20:31.048	Matheus Ferreira	11:44:23.148	24:23.148		3:52.100
88	Daniel Ros	11:41:07.199	21:07.199	Daniel Ros	11:45:29.052	25:29.052		4:21.853
66	Montego Maassen	11:41:29.401	21:29.401	Montego Maassen	11:44:12.627	24:12.627		2:43.226
57	Gustav Burton	11:42:24.341	22:24.341	Gustav Burton	11:44:55.113	24:55.113		2:30.772
98	Nick Ho	11:42:26.792	22:26.792	Nick Ho	11:44:10.200	24:10.200		1:43.408
44	Theo Oeverhaus	11:43:27.300	23:27.300	Theo Oeverhaus	11:47:34.542	27:34.542		4:07.242
91	Gian Luca Tüccaroglu	11:43:57.080	23:57.080	Gian Luca Tüccaroglu	11:48:37.179	28:37.179		4:40.099
13	Alexander Tauscher	11:44:49.621	24:49.621	Alexander Tauscher	11:47:28.177	27:28.177		2:38.556
34	Dirk Schouten	11:48:10.006	28:10.006	Dirk Schouten	11:50:24.929	30:24.929		2:14.923
11	Chester Kieffer	11:49:11.080	29:11.080	Chester Kieffer	11:51:07.556	31:07.556		1:56.476
12	Flynt Schuring	11:49:37.126	29:37.126	Flynt Schuring	11:52:14.845	32:14.845		2:37.719
25	Wouter Boerekamps	11:50:03.421	30:03.421	Wouter Boerekamps	11:51:04.279	31:04.279		1:00.858
17	Gustav Bergström	11:50:40.289	30:40.289	Gustav Bergström	11:52:03.143	32:03.143		1:22.854



Pit Stops Provisional

Nr	Driver in	Day time in	Time in	Driver out	Day time out	Time out	Reason	Nett Time
84	Ahmad Alshehab	11:51:39.616	31:39.616	Ahmad Alshehab	11:54:27.952	34:27.952		2:48.336
3	Keagan Masters	11:52:05.361	32:05.361	Keagan Masters	11:53:16.347	33:16.347		1:10.986
98	Nick Ho	11:52:30.099	32:30.099	Nick Ho	11:54:41.515	34:41.515		2:11.416
77	Louis Perrot	11:53:05.837	33:05.837	Louis Perrot	11:59:15.602	39:15.602		6:09.765
4	Jonas Greif	11:54:28.119	34:28.119	Jonas Greif	11:56:38.416	36:38.416		2:10.297
54	Michael Essmann	11:54:33.045	34:33.045	Michael Essmann	11:57:54.113	37:54.113		3:21.068
27	Matheus Ferreira	11:55:35.820	35:35.820	Matheus Ferreira	11:56:52.951	36:52.951		1:17.131
95	Joseph Warhurst	11:55:56.996	35:56.996					
5	Sören Spreng	11:56:01.402	36:01.402	Sören Spreng	11:57:57.609	37:57.609		1:56.207
14	Caleb Sumich	11:56:06.238	36:06.238	Caleb Sumich	11:58:21.644	38:21.644		2:15.406
57	Gustav Burton	11:57:35.349	37:35.349					
13	Alexander Tauscher	11:58:39.085	38:39.085					
44	Theo Oeverhaus	11:58:44.805	38:44.805					
6	Dylan Yip	11:59:28.068	39:28.068					
88	Daniel Ros	12:00:56.660	40:56.660					