

# CROSSFADE M-100 MASTER

USER'S MANUAL





## CAUTION

If serial number on manual cover or bottom of packaging is missing or defaced, please return to retailer immediately.

## READ ME

Before using this unit, carefully read "SAFETY INFORMATION"  
After reading, keep the documents where it will be available for immediate reference.

IMMORTAL  
**LIFE**  
PROGRAM

**2YR**  
WARRANTY

english

To acquire a printable version of this manual, please visit [V-MODA.com/Manuals](https://www.v-moda.com/Manuals)

español

Para adquirir una versión impresa de este manual, visite por favor [V-MODA.com/Manuals](https://www.v-moda.com/Manuals)

português

Para adquirir uma versão impressa deste manual, acesse [V-MODA.com/Manuals](https://www.v-moda.com/Manuals)

français

Pour obtenir une version imprimable de cette manuel, veuillez consulter [V-MODA.com/Manuals](https://www.v-moda.com/Manuals)

italiano

Per ottenere una copia stampabile di questa manuale, visitare il sito [V-MODA.com/Manuals](https://www.v-moda.com/Manuals)

deutsch

Eine Handbuch zum Ausdrucken erhalten Sie unter [V-MODA.com/Manuals](https://www.v-moda.com/Manuals)

한국어의

수 동의 인쇄판을 얻으려면 [V-MODA.com/Manuals](https://www.v-moda.com/Manuals)

简体中文

要获得说明书的打印件, 请访问 [V-MODA.com/Manuals](https://www.v-moda.com/Manuals)

繁體中文

要獲得說明書的打印件, 請訪問 [V-MODA.com/Manuals](https://www.v-moda.com/Manuals)

日本語

本取扱説明書の電子版を以下のページからダウンロード・  
プリントアウトすることができます [V-MODA.com/Manuals](https://www.v-moda.com/Manuals)

## WELCOME

Welcome to V-MODA, the music lifestyle. We sincerely hope you enjoy our headphones, the pinnacle of sound and quality design. With the essence of music at the foundation of all we do, we have precisely engineered our headphones to provide an enjoyable and natural sound signature, which invokes the sense of listening to your music live. **Play Hard. Rock Harder.**

## Package Contents

1



2



3



4



5



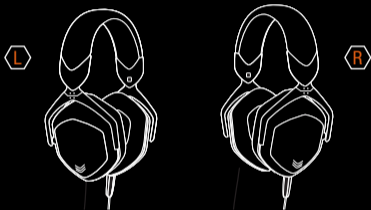
1. 1-Button SpeakEasy Mic Cable
2. Exoskeleton Carrying Case
3. Over-Ear Headphones
4. 1/4" Pro Adapter
5. Audio SharePlay cable

## Renaissance Headphone Accessories

BoomPro Mic, custom metal shields, Audio Cables, 3-Button SpeakEasy Mic Cable and XL cushions are available at [V-MODA.com](http://V-MODA.com).

## USING YOUR HEADPHONES

1. Very important: place earcups on corresponding ear.  
“L” on left ear, “R” on right ear



2. Push hair back, extend the earcups from headband until they fit comfortably on ear, creating a snug fit to ensure highest quality and comfort

3. Wear headphones with the cord hanging in front of your shoulder to ensure headphones stay put during strenuous activity



4. Insert straight plug into either earcup (or one in each to mix the audio). To share music with your friends, use the SharePlay cable

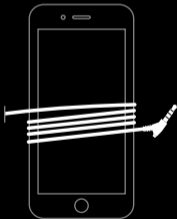
## FOLDING YOUR HEADPHONES

To fold correctly, be sure to place earcups cushion to cushion.






## PROTECTING YOUR HEADPHONES

- Minimize exposure to moisture. Not intended for use while swimming, bathing or showering
- Use provided carrying case while idle
- Keep headphones clean and free of debris
- Do not pull on cable to disconnect plug from device
- Do not wrap cable around device while still plugged in as it puts unnecessary pressure on plug-cord connection






## USING CALL/MUSIC CONTROL

### 1. During music playback

- Click  button once to pause and again to resume playback
- Click  button twice quickly for next track
- Click  button three times quickly for previous track

### 2. During calls

- Click  button once to answer incoming call, click once to end call
- Press and hold  button down for about two seconds to decline an incoming call
- Click  button once to switch over to waiting call, click again to switch back to original call



Compatible with all smartphones, tablets, iPhone®, iPad®, iPod®, Android™, computers and any gaming or audio device with a 3.5mm or 6.35mm (1/4") port.



## TROUBLESHOOTING

If you are experiencing trouble with your headphones, please refer to the troubleshooting guidelines below. If the problem persists, please contact the V-MODA Six Star Service at [V-MODA.com/Support](https://www.vmoda.com/Support) or 1.888.VMODA.LA.

TROUBLE	SUGGESTIONS
No audio	Make certain the audio device's headphone jack is free of debris and that the headphone plug is securely connected.
Lack of or excessive bass or treble	Turn off any audio enhancement features on audio device. Make sure cable is firmly connected to the headphone (use straight plug) and device (use 45° plug). If the problem persists, try another cable.
Uneven sound	Make sure cable is firmly connected to the headphone by ensuring male 3.5mm is inserted into female 3.5mm all the way.

TROUBLE	SUGGESTIONS
Distorted sound	Check to make sure the problem is not with the audio device or the file to which you are listening. Ensure the EQ settings on the device are set properly. Make certain you have a snug fit and that the driver is pointed directly towards the ear.
Headband too tight	To relieve the pressure, you can stretch the headband by bending it outwards (placing the hands on either end of the headband - not the ear cups). You may repeat this process until you're happy with a looser fit. You can also bend the headband inwards to make a tighter fit.
1-Button SpeakEasy Cable play/pause button not working	Make sure you have the 45-degree plug inserted into your device (phone, tablet, laptop, etc.) and the straight end plug inserted into your headphones. You may also want to make sure your headphone socket on your device is clean and clear of debris.

TROUBLE	SUGGESTIONS
Cushions too small or deteriorated	Please visit the accessories page to replace the deteriorated cushions or upgrade to XL sized cushions. ( <a href="http://v-moda.com/collections/accessories">v-moda.com/collections/accessories</a> )
No sound when plugged into Dj mixer/receiver when using supplied 1/4" adapter with headphones	It is possible that your mixer/receiver/device is incompatible with our current 1/4" adapter and/or our 1-Button and SharePlay cables. Please try using a standard audio cord (no microphone/splitter) or our CoilPro cable instead.



V-MODA Milano Design

©2019 V-MODA. All rights reserved.

V, V-MODA, the V-MODA logo, BLISS, Crossfade and V-PORT are trademarks of V-MODA.  
U.S. Pat. Nos. D683212, D698333, D625703 and patents pending.

iPhone®, iPad®, iPod® are trademarks of Apple Inc., registered in the U.S. and other countries.  
The trademark “iPhone” is used with a license from Aiphone K.K.

Android™ is a trademark of Google Inc. and is in no way affiliated with V-MODA.

Other trademarks and trade names are those of their respective owners.



**PLEASE DO NOT RETURN TO RETAILER**

For any issues relating to your V-MODA product,  
please contact our Six Star Service directly.

visit

V-MODA.com/SUPPORT

email

support@V-MODA.com



twitter

@VMODASixStar

skype

V-MODASixStar

call

1.888.VMODALA





REGISTER NOW AT  
[V-MODA.com/Register](http://V-MODA.com/Register)



IMMORTAL  
**LIFE**  
PROGRAM

