

TABLES

COLLABORATE+LEARN+INTERACT



NATIONAL.

CONTENTS

06 MEETING+CONFERENCE

From a simple meeting space to an elaborate conference room, create functional spaces.

30 COLLABORATIVE

Interact and share ideas with ease.

42 LEARNING+TRAINING

Promote learning and collaboration with versatile solutions.

52 CAFÉ+DINING

Grab a quick bite or settle in to recharge, relax, and catch up.

60 OCCASIONAL+IMPROMPTU

Welcoming spaces and meeting areas crave multi-level tables.

72 WALL RAILS+MEDIA COMPONENTS

Let wall rails and storage solutions tidy up any space and boost productivity.

80 BASES

Complement your style and increase functionality with intuitive bases.

92 WIRE MANAGERS POWER+DATA

Today's working spaces require smart technology solutions.

SOME
MAY SEE
A TABLE.
WE SEE
A LAUNCH
PAD.

UNIVERSAL TABLE AUTUMN FINISH, SELF RIM PROFILE, CYLINDER BASES
ACQUAINT™ GUEST SEATING STINSON FOLIO WHOLE WHEAT AND NATIONAL SPECTRUM CAMEL
UNIVERSAL BUFFET CREDEZZA AUTUMN FINISH



MEETING AND CONFERENCE TABLES PROVIDE SPACES TO COME TOGETHER TO DISCUSS, INTERACT, AND MAXIMIZE RESULTS.

With a multitude of practical, stylish solutions, National's table offering delivers the desired aesthetics and needed functionality for meeting spaces. This expansive offering includes veneer and laminate worksurfaces in a range of shapes, sizes, and profiles, with base designs that are just as varied.

Whether you are outfitting a large board room, or need furniture for a small, in-office meeting space, we have the right table solution for your space and your style. Our tables offer incorporated technology to accommodate today's need for power and data to be at our fingertips. Come together to converse, discover, and deliver results.

WAVEWORKS® TABLE AUTUMN FINISH, REED RIM PROFILE, BASIC PANEL BASE KIT
AURORA® EXECUTIVE/CONFERENCE SEATING NATIONAL ULTRALEATHER®/ESSENCE PECAN
WAVEWORKS® MEDIA STORAGE AUTUMN FINISH
UNIVERSAL DELUXE LECTERN AUTUMN FINISH
UNIVERSAL MEDIA WALL AUTUMN FINISH

WAVEWORKS® TABLE AUTUMN FINISH, CONCAVE RIM PROFILE, UNIVERSAL DISC BASE, SATIN NICKEL METALLIC
AURORA® GUEST SEATING NATIONAL POP ROCKS CREAM SODA
WAVEWORKS® CASEGOODS AUTUMN FINISH



ARROWOOD™ MEETING+CONFERENCE TABLES

Arrowwood tables offer a range of solutions in a variety of shapes and sizes with today's latest technology to accommodate boardroom meetings or smaller groups. Arrowwood features a distinct mitered rim profile and clean lines allowing for seamless flow from space to space throughout your organization.

FEATURES+OPTIONS

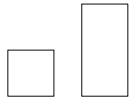

- Square and rectangle tops
- Hardwood veneer or laminate tops
- Available in Autumn (AC), Caramel (CL), Cordovan (CW), Judicial (DW), Honey (HN), Brighton (IM), Amber (MC), Mocha (MH), Natural (NM), and Truffle (TF) finish
- Available in woodgrain laminates
- Mitered rim profile
- Laminate top with wood rim option
- Wood, laminate, and metal base options
- Coordinating occasional tables

POWER+DATA

- Round/Electrical Grommet (G10, G10EL)
- One Touch Double Pivoting Power Grommet (G15, G152)
- Power/Data Oasis (G162)

ARROWOOD™ TABLE ACORN LAMINATE, BASIC SQUARE BASES
TRIUMPH™ EXECUTIVE/CONFERENCE SEATING NATIONAL RIDGE SEA BREEZE
ARROWOOD™ CASEGOODS ACORN LAMINATE

ARROWOOD™ TABLE CARAMEL FINISH, SOFTENED SQUARE BASE
ADMIRE® GUEST SEATING STINSON STELLAR CACTUS
ARROWOOD™ CASEGOODS CARAMEL FINISH
UNIVERSAL VISUAL BOARD CARAMEL FINISH





BARRINGTON® MEETING+CONFERENCE TABLES

Raise the bar for traditional styling with the superb wood craftsmanship and meticulous attention to detail of Barrington. Trust Barrington to offer a level of quality that exceeds expectations and delights with charm and hospitality.

FEATURES+OPTIONS

- Round, square, rectangle, and boat tops
- Hardwood veneer tops
- Available in Cordovan (CW), Judicial (DW), Mocha (MH), and Truffle (TF) finish
- Traditional mitered rim profile
- Laminate top with wood rim option
- Wood, laminate, and metal base options
- Coordinating occasional tables

POWER+DATA

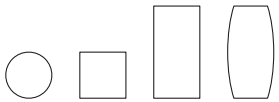
- Round/Electrical Grommet (G10, G10EL)
- One Touch Double Pivoting Power Grommet (G15, G152)
- Power/Data Oasis (G162)



TF CW DW MH

BARRINGTON® TABLE MOCHA FINISH, QUEEN ANNE BASE
ARLINGTON™ CLUB CHAIRS NATIONAL ULTRALEATHER®/ESSENCE WHITE
BARRINGTON® BUFFET CREDENZA MOCHA FINISH
UNIVERSAL TRADITIONAL VISUAL BOARD MOCHA FINISH

BARRINGTON® TABLE CORDOVAN FINISH, THIN PANEL BASES
RESPECT® EXECUTIVE/CONFERENCE SEATING NATIONAL RIDGE FOG
BARRINGTON® BUFFET CREDENZA CORDOVAN FINISH
UNIVERSAL TRADITIONAL VISUAL BOARD CORDOVAN FINISH





CAPTIVATE® MEETING+CONFERENCE TABLES


With its prominent cornice and mitered moldings, Captivate casegoods and its array of table options, are exquisitely crafted for those with refined tastes. From traditional settings to more modern spaces, be taken by how easily Captivate accommodates all aesthetics with the warmth and natural beauty of wood.

FEATURES+OPTIONS

- Square and rectangle tops
- Hardwood veneer tops
- Available in Autumn (AC), Caramel (CL), Cordovan (CW), Judicial (DW), Honey (HN), Brighton (IM), Amber (MC), Mocha (MH), Natural (NM), and Truffle (TF) finish
- Oblique or Slide mitered rim profile
- Laminate top with wood rim option
- Wood, laminate, and metal base options
- Coordinating occasional tables

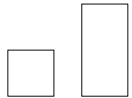
POWER+DATA

- Round/Electrical Grommet (G10, G10EL)
- One Touch Double Pivoting Power Grommet (G15, G152)
- Power/Data Oasis (G162)



CAPTIVATE® TABLE HONEY FINISH, SLIDE RIM PROFILE, CAPTIVATE SQUARE BASE
CAPTIVATE® ENTERTAINMENT CABINET HONEY FINISH
AURORA® GUEST SEATING HONEY FINISH

CAPTIVATE® TABLE CORDOVAN FINISH, SLIDE RIM PROFILE, CAPTIVATE THICK PANEL BASE KIT
ELOQUENCE® EXECUTIVE/CONFERENCE SEATING NATIONAL SHOWCASE LEATHER JET
CAPTIVATE® ENTERTAINMENT CREDENZA CORDOVAN FINISH





CASBAH® MEETING+CONFERENCE TABLES

A recessed worksurface façade adds a subtle, yet dramatic touch, highlighting the appeal of gorgeous wood table surfaces. Casbah creates the ideal setting, so people can huddle around the table to achieve more.

FEATURES+OPTIONS

- Square and rectangle tops
- Hardwood veneer tops
- Available in Autumn (AC), Caramel (CL), Cordovan (CW), Judicial (DW), Honey (HN), Brighton (IM), Amber (MC), Mocha (MH), Natural (NM), and Truffle (TF) finish
- Softened rim profile
- Reed or Flat recessed façade
- Reed façade available in wood finish
- Flat façade available in wood finish, Cinder (462), Platinum Metallic (501), and Satin Nickel Metallic (503) paint
- Wood, laminate, and metal base options
- Coordinating occasional tables

POWER+DATA

- Round/Electrical Grommet (G10, G10EL)
- One Touch Double Pivoting Power Grommet (G15, G152)
- Power/Data Oasis (G162)



CASBAH® TABLE HONEY FINISH, FLAT FAÇADE PROFILE, PLATINUM METALLIC, SOFTENED SQUARE BASE

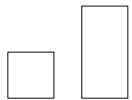
ELOQUENCE® GUEST SEATING NATIONAL PLUSH DOWN, HONEY FINISH

CASBAH® STORAGE COMPONENTS HONEY FINISH

CASBAH® TABLE CORDOVAN FINISH, REED FAÇADE PROFILE, SQUARE BASES

LAVORO® EXECUTIVE/CONFERENCE SEATING NATIONAL SHOWCASE CREAM LEATHER

CASBAH® BUFFET CREDENZA CORDOVAN FINISH





CLEVER® MEETING+CONFERENCE TABLES


You'll quickly notice the knife edge detail of Clever tables that highlights its modern look and feel. Clever casegoods and tables display the perfect balance of great design and exceptional value.

FEATURES+OPTIONS

- Round, square, rectangle, boat, and racetrack tops
- Hardwood veneer tops
- Available in Autumn (AC), Caramel (CL), Cordovan (CW), Judicial (DW), Honey (HN), Brighton (IM), Amber (MC), Mocha (MH), Natural (NM), and Truffle (TF) finish
- Knife rim profile
- Laminate top option
- Wood, laminate, and metal base options
- Coordinating occasional tables


POWER+DATA

- Round/Electrical Grommet (G10, G10EL)
- One Touch Double Pivoting Power Grommet (G15, G152)
- Power/Data Oasis (G162)



CLEVER® TABLE NATURAL FINISH, BASIC PANEL BASE KIT
AURORA® EXECUTIVE/CONFERENCE SEATING STINSON BLOCK PARTY TOP HAT
CLEVER® ENTERTAINMENT CREDENZA NATURAL FINISH
UNIVERSAL MEDIA WALL NATURAL FINISH

CLEVER® TABLE AUTUMN FINISH, CYLINDER BASE
WAVEWORKS® MOBILE UTILITY CART AUTUMN FINISH
MIX-IT® GUEST SEATING BLACK FRAME





EPIC® TABLE DESIGNER WHITE LAMINATE, KNIFE RIM PROFILE,
EPIC THICK PANEL BASE KIT, ALMOND LAMINATE/SATIN NICKEL METALLIC
LAVORO® EXECUTIVE/CONFERENCE SEATING MOMENTUM HIVE WHITE
EPIC® STORAGE ALMOND LAMINATE/SATIN NICKEL METALLIC



EPIC® MEETING+CONFERENCE TABLES

Epic delivers a clean, modern design in wood or laminate to balance the cool touch of its metal footed base detail. Epic offers a distinct look that exudes a contemporary vibe from private office and conference settings to café and learning spaces.

FEATURES+OPTIONS

- Round, square, rectangle, boat, and racetrack tops
- Hardwood veneer or laminate tops
- Available in Autumn (AC), Almond (AD), Caramel (CL), Cordovan (CW), Judicial (DW), Honey (HN), Brighton (IM), Amber (MC), Mocha (MH), Natural (NM), Portobello (PB), Truffle (TF), and Sable (792) finish
- Available in woodgrain, solid, and pattern laminates
- Softened or Knife rim profile
- Laminate top with wood rim option
- Metal footed base detail
- Footed base available in Cinder (462), Platinum Metallic (501), and Satin Nickel Metallic (503)
- Wood, laminate, and metal base options
- Coordinating occasional tables

POWER+DATA

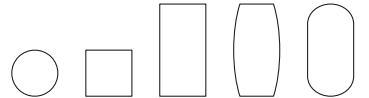
- Round/Electrical Grommet (G10, G10EL)
- One Touch Double Pivoting Power Grommet (G15, G152)
- Power/Data Oasis (G162)

EPIC® TABLE NATURAL FINISH, KNIFE RIM PROFILE, EPIC THICK PANEL BASE KIT, TRUFFLE FINISH/PLATINUM METALLIC
AURORA® EXECUTIVE/CONFERENCE SEATING MOMENTUM TWIST SHADOW
EPIC® BUFFET CREDENZA NATURAL FINISH/PLATINUM METALLIC

EPIC® TABLE TRUFFLE FINISH, KNIFE RIM PROFILE, EPIC SQUARE BASE, TRUFFLE FINISH/PLATINUM METALLIC
DAVARI® GUEST SEATING NATIONAL ESSENCE STONE AND STINSON DUET SALT AND PEPPER
EPIC® STORAGE COMPONENTS TRUFFLE FINISH/PLATINUM METALLIC



* TOPS ONLY





ESCALADE® MEETING+CONFERENCE TABLES


Delivering a stylish foundation with elegant base molding, Escalade brings sophistication to all table settings including conference and casual areas. Escalade is transformative as it blends beautifully into traditional and transitional spaces.

FEATURES+OPTIONS

- Round, square, rectangle, and boat tops
- Hardwood veneer tops
- Available in Autumn (AC), Caramel (CL), Cordovan (CW), Judicial (DW), Honey (HN), Brighton (IM), Amber (MC), Mocha (MH), Natural (NM), and Truffle (TF) finish
- Mitered rim profile
- Wood, laminate, and metal base options
- Coordinating occasional tables

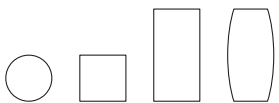
POWER+DATA

- Round/Electrical Grommet (G10, G10EL)
- One Touch Double Pivoting Power Grommet (G15, G152)
- Power/Data Oasis (G162)



ESCALADE® TABLE NATURAL FINISH, ESCALADE SQUARE BASE
ADMIRE® GUEST SEATING ARC-COM TERRAIN SAND

ESCALADE® TABLE AUTUMN FINISH, ESCALADE SQUARE BASES
WAVEWORKS® MEDIA STORAGE COMPONENTS AUTUMN FINISH
UNIVERSAL MEDIA WALL AUTUMN FINISH
RESPECT® EXECUTIVE/CONFERENCE SEATING MARARAM LARIAT, AUTUMN FINISH





FLOURISH® MEETING+CONFERENCE TABLES

Flourish's round tables are a perfect solution for your meeting needs. Add style by selecting the finish or woodgrain laminate and rim profile to match your space.

FEATURES+OPTIONS

- Round tops
- Hardwood veneer tops
- Available in Autumn (AC), Caramel (CL), Cordovan (CW), Judicial (DW), Honey (HN), Brighton (IM), Amber (MC), Mocha (MH), Natural (NM), and Truffle (TF) finish
- Eased or Fluted rim profile
- Laminate top with wood rim option
- Wood, laminate, and metal base options

POWER+DATA

- Round/Electrical Grommet (G10, G10EL)



FLOURISH® TABLE AMBER FINISH, EASED RIM PROFILE, CYLINDER BASE
AURORA® GUEST SEATING PLATINUM METALLIC FRAME

FLOURISH® TABLE PORTICO LAMINATE, FLUTED RIM PROFILE, CYLINDER BASE
WAVE WORKS® BOOKCASES MOCHA FINISH
TIMBERLANE™ GUEST SEATING NATIONAL BLISS STREAM AND NATIONAL BRILLANT BLUEGRASS, 1½" SINGLE STITCH VERTICAL, PORTICO FINISH





UNIVERSAL

MEETING+CONFERENCE TABLES

Universal lives up to its name with an uncanny ability to look great everywhere. Tables of various shapes and sizes accommodate both standard and unique settings, with wood, laminate, or a mix of materials.

FEATURES+OPTIONS

- Round, square, rectangle, boat, and racetrack tops
- Hardwood veneer or laminate tops
- Available in Autumn (AC), Caramel (CL), Cordovan (CW), Judicial (DW), Honey (HN), Brighton (IM), Amber (MC), Mocha (MH), Natural (NM), Portobello (PB), and Truffle (TF) finish
- Available in woodgrain, solid, and pattern laminates
- Reed, Radius, Bullnose, Softened, and Self/Flat rim profile
- Laminate top with wood rim option
- Wood, laminate, and metal base options

POWER+DATA

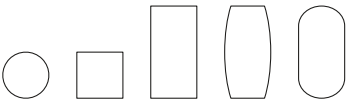
- Round/Electrical Grommet (G10, G10EL)
- One Touch Double Pivoting Power Grommet (G15, G152)
- Power/Data Oasis (G162)



*TOPS ONLY

UNIVERSAL TABLE CORDOVAN FINISH, SOFTENED RIM PROFILE, CYLINDER BASES
LAVORO® TASK SEATING NATIONAL SILICA QUARTZ

UNIVERSAL TABLE AUTUMN FINISH, BULLNOSE RIM PROFILE, CYLINDER BASE
ELOQUENCE® GUEST SEATING MOMENTUM DIGIT BITTERSWEET
ELOQUENCE® LOUNGE MOMENTUM DIGIT BITTERSWEET
MYRIAD™ CYLINDER TABLES AUTUMN FINISH





WAVEWORKS®
MEETING+CONFERENCE TABLES

WaveWorks tables, media components, and storage options offer flexibility. From hardwood veneers to durable laminates, no matter how you set your table, WaveWorks' compatibility with today's technologies plays its part in keeping meetings moving along.

FEATURES+OPTIONS

- Round, square, rectangle, boat, and racetrack tops
- Hardwood veneer or laminate tops
- Available in Autumn (AC), Almond (AD), Caramel (CL), Cordovan (CW), Judicial (DW), Honey (HN), Brighton (IM), Amber (MC), Mocha (MH), Natural (NM), Portobello (PB), Truffle (TF), and Sable (792) finish
- Available in woodgrain, solid, and pattern laminates
- Cove, Zip, Concave, Step, Reed, and Softened rim profiles
- Laminate top with wood rim option
- Wood, laminate, and metal base options

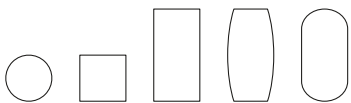

POWER+DATA

- Round/Electrical Grommet (G10, G10EL)
- One Touch Double Pivoting Power Grommet (G15, G152)
- Power/Data Oasis (G162)

IM	SM	NM	HN/HN2	CL	TF	AC/AC2	MC
CW	DW	MH	PT	SK	PB	792	AD
791	793	405	417	418	419	425	440
461	462	478	488	491	492	809*	814*
818*	819*	820*	821*	822*	874*		

* TOPS ONLY

WAVEWORKS® TABLE JUDICIAL FINISH, SOFTENED RIM PROFILE, BASIC PANEL BASE KIT
UNIVERSAL MEDIA WALL JUDICIAL FINISH
AURORA® EXECUTIVE/CONFERENCE SEATING ULTRAFABRICS® PROMESSA PARCHMENT
WAVEWORKS® TABLE JUDICIAL FINISH, STEP RIM PROFILE, CYLINDER BASE
CONFIDE® GUEST SEATING ARC-COM ALINE SEAFOAM
WAVEWORKS® MEDIA STORAGE JUDICIAL FINISH
UNIVERSAL MULTI-FUNCTIONAL CART JUDICIAL FINISH





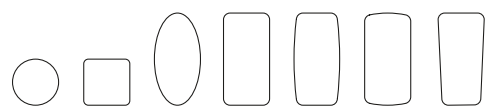
COLLABORATIVE TABLES OFFER SMART SOLUTIONS WITH DESIGN VERSATILITY.

Whether you plan to join in on a quick conversation or sit down to catch up, spaces for collaborating need to be flexible and comfortable. With National's evolving portfolio of solutions, we offer the right furniture for the communication spectrum, from brief sync ups to in-depth conversations that require a bit of privacy.

Socializing is necessary in today's culture. In today's fast-paced environments, sometimes personal interactions are skipped, and opportunities are missed. Furniture that invites conversations and creates spaces for gathering is essential.

MIO™ COLLABORATIVE TABLES DESIGNER WHITE LAMINATE, SOFTENED RIM PROFILE, DESIGNER WHITE LAMINATE WALLS, TAPERED BASE, SATIN NICKEL METALLIC
JEWEL™ STOOLS PECAN FINISH

STRASSA® COLLABORATIVE TABLE CRISP LINEN, CLOUD, AND SABLE LAMINATE
LAVORO® TASK STOOLS NATIONAL FLOCK HEATHER CLOUD



FOOTINGS™ COLLABORATIVE TABLES

Create table solutions that accommodate large gatherings, small social spaces, and everything in between. The Footings collection of tables allows for mixing and matching of various top shapes and sizes with base configurations and heights.

FEATURES+OPTIONS

- Round, soft square, oval, boat, soft rectangle, arc rectangle, and tapered tops
- Hardwood veneer or laminate tops
- Softened or Knife rim profile
- Metal bases: X-base (static and mobile), Quad X-base, and Y-base with Rail
- Contrasting column and base option
- Bases available in Polished (265), Designer White (405), Cinder (462), Platinum Metallic (501) and Satin Nickel Metallic (503)
- Worksurface, counter, and bar height




POWER+DATA

- Round Grommet (G10, G10EL)
- One Touch Pivoting Power Grommet (G17, G172, G173)
- Power Grommet (G23)
- Byrne™ Interlink® IQ System
- Optional upper base column wire management

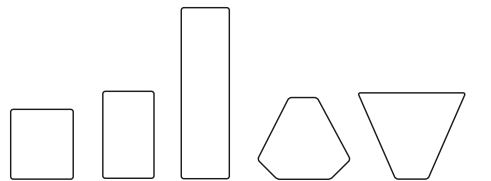
FOOTINGS™ COLLABORATIVE TABLE CLOUD LAMINATE TOP, KNIFE RIM PROFILE, BAR HEIGHT Y-BASE WITH RAIL, PLATINUM METALLIC
ESSAY® TASK STOOLS WHITE, MOMENTUM SILICA STRIDE LIMESTONE
EXHIBIT™ WALL RAILS PLATINUM METALLIC RAILS, PACT DOVE TACK BOARD INSERTS

FOOTINGS™ COLLABORATIVE TABLE ACORN LAMINATE, SOFTENED RIM PROFILE, Y-BASE WITH RAIL, POLISHED
AURORA® EXECUTIVE/CONFERENCE SEATING NATIONAL CALI PIER





265 462 501 503



KOZMIC™ COLLABORATIVE TABLES

The Kozmic collaborative collection is a versatile solution for open plan spaces. With a combination of spines, seating, and tables, Kozmic provides the ability to configure a solution that is comfortable for sitting, leaning, standing, and perching.

FEATURES+OPTIONS

- Rectangle, 120°, and wedge tops
- Laminate tops
- Available in woodgrain, solid, and pattern laminates
- Softened or plywood rim profile
- 120° top for use with Kozmic 120° spine
- Rectangle tops are partially supported by inline spines and require additional table legs
- Table legs can be attached in various positions
- Table legs available in Cinder (462), Platinum Metallic (501), and Satin Nickel Metallic (503)

SPINES+INTEGRATED SEATING


- Upholstered inline spines available with or without seats
- Single or double seat option
- Spine legs available in Polished (265), Cinder (462), Platinum Metallic (501), and Satin Nickel Metallic (503)

POWER+DATA

- USB and power grommet options
- Non-sequential daisy chain solution
- Grommets available in White, Black, Light Grey, and Dark Grey

KOZMIC™ 120° SPINE NATIONAL SILVERTEX™ LAGOON, PLATINUM METALLIC
KOZMIC™ 120° TABLE DESIGNER WHITE LAMINATE
KOZMIC™ IMPROMPTU SEATING MOMENTUM SILICA STRIDE LIMESTONE, PLATINUM METALLIC
KOZMIC™ SPINES MAHARAM LAYERS VINEYARD LARGE 002, PLATINUM METALLIC
KOZMIC™ INTEGRATED SEATING MAHARAM STEELCUT 820
KOZMIC™ TABLE BRIGHTON LAMINATE, EXPOSED PLYWOOD RIM, PLATINUM METALLIC LEGS
KOZMIC™ IMPROMPTU SEATING MAHARAM WATERBORN 723





MIO™ COLLABORATIVE TABLES

Mio collaborative tables are versatile and highly functional. With single-sided or double-sided units, and a variety of worksurface shapes, sizes, and materials, Mio embraces the evolving work culture. Available at worksurface or bar height, Mio adapts to any style and any application.

FEATURES+OPTIONS

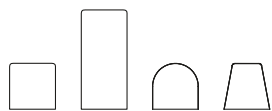
- Square, rectangle, U-shaped, and wedge tops
- Hardwood veneer or laminate tops
- Softened or Knife rim profile
- Technology wall available in hardwood veneer, laminate, or white HPL marker board
- Single or dual television mount
- Tapered base
- Worksurface and bar height
- Base available in Designer White (405), Cinder (462), Platinum Metallic (501), and Satin Nickel Metallic (503)
- Exhibit™ wall rail integration

POWER+DATA

- One Touch Double Pivoting Power Grommet (G15, G152)
- Byrne™ Interlink® IQ System
- Power Grommet (G23)
- Marina™ HDMI Collaborative Meeting Technology (G26)
- Power/Data Oasis (G162)
- Getaway™ Portable Meeting Technology
- Removable panels in base and technology wall for wire access
- Power Pole option for ceiling power/data access

MIO™ COLLABORATIVE TABLE DESIGNER WHITE LAMINATE U-SHAPED TOP, KNIFE RIM PROFILE, PLATINUM GREY LAMINATE WALL, DESIGNER WHITE BASE
WANDER™ TASK ARC-COM GLO ONLYX

MIO™ COLLABORATIVE TABLE DESIGNER WHITE AND SABLE LAMINATE, SOFTENED RIM PROFILE, TAPERED BASE, PLATINUM METALLIC
EXHIBIT™ WALL RAIL SOLUTION PLATINUM METALLIC RAILS
MIX-IT™ TASK STOOLS STINSON FLEX CONTRAST





STRASSA® COLLABORATIVE TABLES

Strassa Tables combine classic structure with today's need to collaborate. Whether you are gathering as a group or need some space to spread out, Strassa's one piece table top will smoothly accommodate your needs. Worksurface, counter, and bar heights allow flexibility so that Strassa can be used throughout an entire environment.

FEATURES+OPTIONS

- Square and rectangle tops
- Hardwood veneer or laminate (HPL or TFL)
- Softened rim profile
- Integrated modesty and end panels
- Worksurface, counter, and bar height
- Contrasting finishes/laminates

POWER+DATA

- Round/Electrical Grommet (G10, G10EL)
- One Touch Pivoting Power Grommet (G17, G172, G173)
- Power Grommet (G23)
- Byrne™ Interlink® IQ System
- End panel wire access grommet



STRASSA® COLLABORATIVE TABLE SABLE LAMINATE
JEWEL™ STOOLS WHITE FINISH

STRASSA® COLLABORATIVE TABLES BRIGHTON LAMINATE
DITTO™ STACKING CHAIRS AND STOOLS BLUE AND GREY
MIO™ COLLABORATIVE TABLES DESIGNER WHITE LAMINATE, SOFTENED RIM PROFILE,
BRIGHTON LAMINATE WALLS, PLATINUM METALLIC BASE
WHIMSY® IMPROMPTU SEATING MAHARAM ARIA FLOAT, AND MAHARAM WATERBORN 723
UNIVERSAL MOBILE MARKER BOARD PLATINUM METALLIC



* TOPS ONLY





821* 822* 874*

* WORKSURFACES ONLY



Universal lives up to its name with an uncanny ability to look great everywhere. Tables of various shapes and sizes accommodate both standard and unique settings, with wood, laminate, or a mix of materials.

FEATURES+OPTIONS

- Epic® and WaveWorks® rectangle tops
- Hardwood veneer or laminate tops
- U-style and H-style bases
- Worksurface, counter, and bar height
- Softened or Knife rim profile
- Bases available in Designer White (405), Cinder (462), Platinum Metallic (501), and Satin Nickel Metallic (503)
- Veneer, metal, and resin base insert options
- Metal base inserts available in Designer White (405), Cinder (462), Platinum Metallic (501), and Satin Nickel Metallic (503)
- Resin base inserts available in Frosted (1677), Ting Ting (2877), Scribble Cloud (2977), and Wisp Silver (3377)

POWER+DATA

- Round/Electrical Grommet (G10, G10EL)
- One Touch Double Pivoting Power Grommet (G15, G152)
- Power/Data Oasis (G162)

WAVEWORKS® COLLABORATIVE TABLE SABLE LAMINATE. SOFTENED RIM PROFILE.

U-STYLE SUPPORT BASES, PLATINUM METALLIC

JEWEL™ STACKING CHAIRS AND STOOLS WHITE FINISH

SWIFT™ LOUNGE MAHARAM WATERBORN 453

RENO® OCCASIONAL TABLE SABLE LAMINATE

EPIC® TABLE SABLE LAMINATE, KNIFE RIM PROFILE, PANEL BASE KIT

**AURORA® EXECUTIVE/CONFERENCE SEATING NATIONAL SILICA™ GALLANT
EXHIBIT™ WALL RAIL SOLUTION PLATINUM METALLIC RAILS, TRUFFLE LAMINATE TV MOUNT INSERT,
DUNE DRIFT TACK INSERTS**

WAVEWORKS® COLLABORATIVE TABLE DESIGNER WHITE LAMINATE, SOFTENED RIM PROFILE,
H-STYLE SUPPORT BASE KIT, PLATINUM METALLIC

ESSAY® TASK STOOLS NAVY

WAVEWORKS® METAL STORAGE PLATINUM METALLIC

EXHIBIT™ WALL RAIL SOLUTION PLATINUM METALLIC RAILS, DUNE DRIFT TACK INSERTS





PROMOTE LEARNING AND ENCOURAGE INTERACTION WITH ADAPTABLE SOLUTIONS.

In today's quick-paced society, learning happens everywhere. We learn by interacting, being social, observing, and collaborating. As learning and training styles evolve, furniture solutions must be versatile to accommodate trainers, learners, and guests.

Smart solutions support all aspects of this process. National's learning and training tables are designed for flexibility. With a variety of worksurface shapes, sizes, and materials, along with mobility and flip/nest capabilities, National's broad range of solutions deliver functionality.

WAVEWORKS® FLIP/NEST TABLES DESIGNER WHITE LAMINATE, PLATINUM METALLIC BASE
TAG® SEATING NATIONAL SILVERTEX™ CELERY AND NATIONAL CONNECT FOUR LIME
UNIVERSAL MOBILE LECTERN DESIGNER WHITE LAMINATE, PLATINUM METALLIC BASE
EXHIBIT™ WALL RAILS PLATINUM METALLIC RAILS, PACT FERN TACK INSERTS

FOLD™ NESTING TABLES BRIGHTON LAMINATE, WHITE BASES
TAG® STACKING CHAIRS NATIONAL STRAND BLAZE
MIX-IT™ MESH BACK TASK SEATING PLATINUM METALLIC BASE
UNIVERSAL MOBILE MEDIA CART



FOLD™ NESTING TABLES

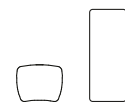
Fold nesting tables are exactly what you need, when you need them. This versatile table collection easily folds and unfolds with a twist of the knob. Nest tables together for convenient storage.

FEATURES+OPTIONS

- Concave and rectangle tables
- Laminate tops
- Available in woodgrain, solid, and pattern laminate
- Frosty White marker board top option
- Softened or Graphite T-Mold rim profile
- Tubular steel base
- 2 locking and 2 non-locking casters
- Graphite embossed metal modesty panel
- Locking flip mechanism allows top to flip vertically for nesting
- Bases available in Designer White (1), Silver (2), and Black (3)
- Ganging options (rectangle table)

POWER+DATA

- Grommet (G1C)



FOLD™ NESTING TABLES CLOUD LAMINATE, T-MOLD RIM, BLACK BASE
UNIVERSAL MOBILE LECTERN CLOUD LAMINATE, CINDER BASE
MIX-IT® MESH BACK TASK SEATING MAHARAM WATERBORN 443
CINCH® TASK SEATING MARSHMALLOW

FOLD™ NESTING TABLES FROSTY WHITE MARKER LAMINATE, T-MOLD RIM, WHITE BASE
ESSAY® TASK SEATING LIGHT GREY



MANEUVER® COLLABORATIVE TRAINING TABLES


Designed to be used for gathering and interacting, the Maneuver collection is a comprehensive offering. Maneuver training tables feature innovative shapes that easily accommodate group learning and individual comfort.

FEATURES+OPTIONS

- Round, gear, shield, kidney bean, square, rectangle, kite, 120°, half ellipse, flag, and trapezoid tops
- Laminate tops
- Available in woodgrain, solid, and pattern laminate
- Softened rim profile
- Metal column and C-leg bases
- Static and mobile base options
- Column bases available in Polished (265), Designer White (405), Cinder (462), Platinum Metallic (501) and Satin Nickel Metallic (503)
- C-leg bases available in Cinder (462) and Platinum Metallic (501)
- Ganging options

POWER+DATA

- Byrne™ Node® Power Grommet (G33)
- Undersurface power/data
- Wire management cutout in base column

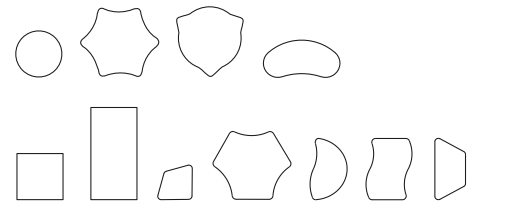


MANEUVER® TABLES ACORN LAMINATE, COLUMN LEGS, PLATINUM METALLIC
WHIMSY® IMPROMPTU SEATING MAHARAM LAYERS VINEYARD LARGE BLACK/MAHOGANY,
 MAHARAM ARIA LANGUID, MAHARAM POINT SLATE AND KHAKI
UNIVERSAL MOBILE MARKER BOARD PLATINUM METALLIC

MANEUVER™ TABLES WALLABY LAMINATE, PLATINUM METALLIC TABLE LEGS

MANEUVER™ FACILITATOR DESK WALLABY AND SABLE LAMINATES,
 FROSTED MODESTY PANEL, PLATINUM METALLIC BASE

JIMINY® NESTING SEATING STINSON SIDELINE SHADY LANE, PLATINUM METALLIC FRAME
MIO™ COLLABORATIVE TABLE WALLABY AND SABLE LAMINATES, PLATINUM METALLIC BASE





WAVEWORKS® FLIP/NEST TABLES

When flip/nest capabilities are needed, WaveWorks tables make mobility effortless. With the flexibility to rearrange and store tables with ease, flip/nest capabilities provide the ideal environment that encourages people to gather, collaborate, and learn.

FEATURES+OPTIONS

- Rectangle tables
- Hardwood veneer or laminate tops
- Available in Autumn (AC), Almond (AD), Caramel (CL), Cordovan (CW), Judicial (DW), Honey (HN), Brighton (IM), Amber (MC), Mocha (MH), Natural (NM), Portobello (PB), Truffle (TF), and Sable (792) finish
- Available in woodgrain, solid, and pattern laminates
- Cove, Zip, Concave, Step, Reed, and Softened rim profiles
- Laminate top with wood rim option
- Angled T-leg base with locking double wheel casters
- Base available in Cinder (462), Platinum Metallic (501), and Satin Nickel Metallic (503)
- Metal or resin modesty panel options
- Embossed metal modesty panel available in Cinder (462), Platinum Metallic (501), and Satin Nickel Metallic (503)
- Resin modesty panel available in Standard (std), Frosted (1677), Ting Ting (2877), Scribble Cloud (2977), and Wisp Silver (3377)
- Undersurface flip lever allows top to flip vertically for nesting
- Ganging options

POWER+DATA

- Round Grommet (G1C)
- One Touch Pivoting Power Grommet (G12, G17)

WAVEWORKS® FLIP/NEST TABLES CARAMEL FINISH, SOFTENED RIM PROFILE
JIMINY® NESTING SEATING, ARC-COM PINPOINT SKY

WAVEWORKS® FLIP/NEST TABLES CLOUD LAMINATE, CINDER BASE
FUEL® TASK SEATING SPECTRUM CORNFLOWER
EXHIBIT™ WALL RAILS CINDER RAILS, REPETITION STAINLESS TACK BOARD INSERTS





WAVEWORKS® TRAINING TABLES

Create comfortable spaces to learn and interact. From traditional to transitional to modern, WaveWorks bases offer classic style and contemporary design. WaveWorks tops are offered in a wide selection of shapes and sizes and available in wood, laminate, or a mix of both materials.

FEATURES+OPTIONS

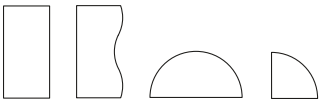
- Rectangle, concave, half round, and quarter round tops
- Hardwood veneer or laminate tops
- Available in Autumn (AC), Almond (AD), Caramel (CL), Cordovan (CW), Judicial (DW), Honey (HN), Brighton (IM), Amber (MC), Mocha (MH), Natural (NM), Portobello (PB), Truffle (TF), and Sable (792) finish
- Available in woodgrain, solid, and pattern laminates
- Cove, Zip, Concave, Step, Reed, and Softened rim profiles
- Laminate top with wood rim option
- Static and mobile metal base/leg options
- Bases available in Polished (265), Designer White (405), Cinder (462), Platinum Metallic (501), and Satin Nickel Metallic (503)
- Contrasting column and leg option
- Metal, resin, or mesh modesty panel options
- Embossed metal modesty panel available in Cinder (462), Platinum Metallic (501), and Satin Nickel Metallic (503)
- Resin modesty panel available in Frosted (1677), Ting Ting (2877), Scribble Cloud (2977), and Wisp Silver (3377)
- Ganging options

POWER+DATA

- Round Grommet (G1)
- Racetrack Grommet (G11)
- One Touch Pivoting Power Grommet (G17, G172, G173)

WAVEWORKS® TRAINING TABLES AUTUMN FINISH, SOFTENED RIM PROFILE, STATIC C-LEGS, PLATINUM METALLIC
MIX-IT® MESH BACK TASK SEATING NATIONAL SHOWCASE LEATHER CREAM
WAVEWORKS® MEDIA STORAGE AUTUMN FINISH
UNIVERSAL LECTERN AUTUMN FINISH

WAVEWORKS® TRAINING TABLES DESIGNER WHITE LAMINATE, SOFTENED RIM PROFILE, MOBILE COLUMN LEGS, PLATINUM METALLIC
FUEL® TASK SEATING NATIONAL SPECTRUM ROYAL
EXHIBIT™ WALL RAILS PLATINUM METALLIC RAILS





TODAY'S CAFÉ AND DINING SPACES ARE MULTI-USE AREAS.

Throughout the day, café and dining spaces are in constant transition. Guests come and go and tackle various activities while enjoying a cup of coffee or eating a meal. Some users enjoy working with the hustle and bustle surrounding them, so they set up workstations to knock out projects, or invite others to collaborate on group tasks.

National's café and dining options are as varied as the users that interact with them. Whether guests are recharging and relaxing or spreading out, our portfolio of solutions offers the flexibility to find the right products to meet a variety of needs.

WAVEWORKS® TABLES DESIGNER WHITE LAMINATE, SOFTENED RIM PROFILE, COLUMN LEGS, X-BASES, PLATINUM METALLIC
CINCH® STACKING CHAIRS MARSHMALLOW
CINCH® BARSTOOLS BLUEBERRY

EPIC® TABLES HONEY LAMINATE, SOFTENED RIM PROFILE, DISC BASES, PLATINUM METALLIC
TAG® STOOLS ARC-COM CARNIVAL CARIBBEAN, ARC-COM CARNIVAL ORANGE, ARC-COM CARNIVAL SUNFLOWER, ARC-COM CARNIVAL KIWI, ARC-COM CARNIVAL BERRY, ARC-COM CARNIVAL CORNFLOWER, ARC-COM CARNIVAL APPLE, ARC-COM CARNIVAL BLUEBERRY, AND NATIONAL SILVERTEX™ CARBON
TAG® STACKING CHAIRS NATIONAL SILVERTEX™ CARBON



EPIC®


CAFÉ+DINING TABLES

FEATURES+OPTIONS

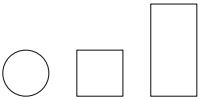
- Round, square, rectangle, boat, and racetrack tops
- Hardwood veneer or laminate tops
- Available in Autumn (AC), Almond (AD), Caramel (CL), Cordovan (CW), Judicial (DW), Honey (HN), Brighton (IM), Amber (MC), Mocha (MH), Natural (NM), Portobello (PB), Truffle (TF), and Sable (792) finish
- Available in woodgrain, solid, and pattern laminates
- Softened or Knife rim profile
- Laminate top with wood rim option
- Wood, laminate, and metal base options
- Worksurface, counter, and bar height

POWER+DATA

- Round/Electrical Grommet (G10, G10EL)
- One Touch Double Pivoting Power Grommet (G15, G152)
- Power/Data Oasis (G162)



EPIC® TABLES NATURAL LAMINATE, KNIFE RIM PROFILE,
H-STYLE SUPPORT BASE KITS AND X-BASES, PLATINUM METALLIC
CINCH® BARSTOOLS AND STACKING CHAIRS MARSHMALLOW, ARC-COM DURANGO AQUA
SWIFT™ LOUNGE ARCHITEX KENGA TURQUOISE



FOOTINGS™


CAFÉ+DINING TABLES

FEATURES+OPTIONS

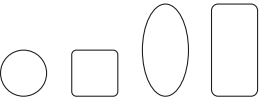
- Round, soft square, oval, boat, soft rectangle, arc rectangle, and tapered tops
- Hardwood veneer or laminate tops
- Available in Autumn (AC), Almond (AD), Caramel (CL), Cordovan (CW), Judicial (DW), Honey (HN), Brighton (IM), Amber (MC), Mocha (MH), Natural (NM), Portobello (PB), Truffle (TF), and Sable (792) finish
- Available in woodgrain, solid, and pattern laminates
- Softened or Knife rim profile
- Metal bases
- X-base (static and mobile), Quad X-base, and Y-base with rail
- Worksurface, counter, and bar height
- Bases available in Polished (265), Designer White (405), Cinder (462), Platinum Metallic (501), and Satin Nickel Metallic (503)
- Contrasting column and base option

POWER+DATA

- Round/Electrical Grommet (G10, G10EL)
- One Touch Pivoting Power Grommet (G17, G172, G173)
- Power Grommet (G23)
- Byrne™ Interlink IQ system, and daisy link with jumper
- Optional upper base column wire management



FOOTINGS™ TABLES FROSTY WHITE LAMINATE, SOFTENED RIM PROFILE,
X-BASES AND Y-BASES WITH RAIL, CINDER/POLISHED
LAVORO® GUEST SEATING MAHARAM FOLD SMOKE
FRINGE® LOUNGE NATIONAL SEDONA MIRAGE, MAHARAM FOLD GRAPHITE,
AND MAHARAM FOLD SMOKE






UNIVERSAL CORIAN®

CAFÉ+DINING TABLES

- FEATURES+OPTIONS**
- Round and soft square tops
 - Corian® tops
 - Available in Bisque (7101), Glacier White (7201), Concrete (7301), and Deep Night Sky (7302) Corian®
 - Standard or matte/satin sheen
 - Knife rim profile
 - Metal base option
 - Worksurface, counter, and bar height
 - Bases available in Polished (265), Designer White (405), Cinder (462), Platinum Metallic (501), and Satin Nickel Metallic (503)
 - Contrasting column and base option




UNIVERSAL CORIAN® TABLES CONCRETE CORIAN®, SOFT SQUARE BASES, PLATINUM METALLIC
TAG® STACKING CHAIRS AND STOOLS MOMENTUM CAIRNS OBSIDIAN, MOCHA FINISH
FRINGE® CLUB CHAIRS MAHARAM LARIAT MACAIN



UNIVERSAL GLASS

CAFÉ+DINING TABLES

- FEATURES+OPTIONS**
- Round and soft square tops
 - White back painted glass tops
 - Metal base option
 - Worksurface, counter, and bar height
 - Bases available in Polished (265), Designer White (405), Cinder (462), Platinum Metallic (501), and Satin Nickel Metallic (503)
 - Contrasting column and base option



UNIVERSAL GLASS TABLES DISC BASES, PLATINUM METALLIC
TAG® STACKING CHAIRS AND STOOLS MOMENTUM SILICA BURNISHED, TRUFFLE FINISH






UNIVERSAL CAFÉ+DINING TABLES

FEATURES+OPTIONS

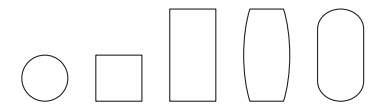
- Round, square, rectangle, boat, and racetrack tops
- Hardwood veneer or laminate tops
- Available in Autumn (AC), Caramel (CL), Cordovan (CW), Judicial (DW), Honey (HN), Brighton (IM), Amber (MC), Mocha (MH), Natural (NM), and Truffle (TF) finish
- Available in woodgrain, solid, and pattern laminates
- Reed, Radius, Bullnose, Softened, and Self/Flat rim profile
- 1 $\frac{3}{16}$ " or 1 $\frac{1}{2}$ " top thickness
- Laminate top with wood rim option
- Wood, laminate, and metal base options
- Worksurface, counter, and bar height
- Bases available in Polished (265), Designer White (405), Cinder (462), Platinum Metallic (501), and Satin Nickel Metallic (503)
- Contrasting column and base option

POWER+DATA

- Round/Electrical Grommet (G10, G10EL)
- One Touch Double Pivoting Power Grommet (G15, G152)
- Power/Data Oasis (G162)



UNIVERSAL TABLES DESIGNER WHITE, SOFTENED RIM PROFILE, DISC BASES, PLATINUM METALLIC
EPIC® TABLES TRUFFLE LAMINATE, KNIFE RIM PROFILE, H-STYLE SUPPORT BASES, PLATINUM METALLIC
DITTO™ STACKING CHAIRS AND STOOLS BLACK
EXHIBIT™ WALL RAILS PLATINUM METALLIC, PACT DOVE TACK INSERTS
WAVEWORKS® STORAGE TRUFFLE LAMINATE
UNIVERSAL WEDGES AND CUSHIONS NATIONAL SILVERTEX™ ICE



WAVEWORKS® CAFÉ+DINING TABLES

FEATURES+OPTIONS

- Round, square, rectangle, boat, and racetrack tops
- Hardwood veneer or laminate tops
- Available in Autumn (AC), Almond (AD), Caramel (CL), Cordovan (CW), Judicial (DW), Honey (HN), Brighton (IM), Amber (MC), Mocha (MH), Natural (NM), Portobello (PB), Truffle (TF), and Sable (792) finish
- Available in woodgrain, solid, and pattern laminates
- Cove, Zip, Concave, Step, Reed, and Softened rim profiles
- 1 $\frac{3}{16}$ " or 1 $\frac{1}{2}$ " top thickness
- Laminate top with wood rim option
- Wood, laminate, and metal base options
- Worksurface, counter, and bar height

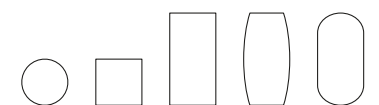
POWER+DATA

- Round/Electrical Grommet (G10, G10EL)
- One Touch Double Pivoting Power Grommet (G15, G152)
- Power/Data Oasis (G162)



WAVEWORKS® TABLES DESIGNER WHITE, PLATINUM METALLIC
WAVEWORKS® BOOKCASES TRUFFLE LAMINATE
DITTO™ STACKING CHAIRS AND STOOLS BLACK
UNIVERSAL WEDGES AND CUSHIONS SILVERTEX™ ICE

WAVEWORKS® TABLES CLOUD LAMINATE, SOFTENED RIM PROFILE, SOFT SQUARE BASES, PLATINUM METALLIC
DITTO™ STACKING CHAIRS AND STOOLS ORANGE AND LIGHT GREY





INCORPORATE OCCASIONAL TABLES TO ADD FUNCTIONAL APPEAL AND CREATE WELCOMING SPACES.

When guests relax in a lobby area, or visit in a multi-use space, occasional tables provide practical surfaces. National's range of occasional tables encompasses needs from purely functional side tables to dramatic statement pieces.

National offers occasional tables in a wide variety of sizes, shapes, styles, and surface materials. Choose from mixed material tables or solid surfaces. Create a dramatic space with end, magazine, or console tables. Add power/data grommets or Universal cushions to increase functionality even further.

FOOTINGS™ OCCASIONAL TABLES PORTOBELLO LAMINATE, X-BASES, POLISHED
GRIN™ LOUNGE MAHARAM LAYERS VINEYARD IVORY/ONYX AND
 MAHARAM COMPOUND MIRAGE, NATIONAL SILICA™ NERO PIPING (PRODUCT MODIFICATION)
SWIFT™ LOUNGE MAHARAM ALPACA VELVET ALPINE

MYRIAD™ MAGAZINE TABLES PALISANDER LAMINATE, SATIN NICKEL METALLIC
SWIFT™ LOUNGE BRENTANO GRAPH-IC HALFTONE
SWIFT™ OCCASIONAL TABLES MOCHA FINISH, SATIN NICKEL METALLIC



ARROWOOD™ PANEL LEG

- FEATURES+OPTIONS**
- End and magazine tables
 - Hardwood veneer
 - Laminate tops
 - Available in Autumn (AC), Caramel (CL), Cordovan (CW), Judicial (DW), Honey (HN), Brighton (IM), Amber (MC), Mocha (MH), Natural (NM), and Truffle (TF) finish
 - Mitered rim profile
 - Wood panel legs
 - Quick Delivery models
 - Coordinating casegoods and storage



ARROWOOD™ TURNED LEG

- FEATURES+OPTIONS**
- End and magazine tables
 - Hardwood veneer
 - Laminate tops
 - Available in Autumn (AC), Caramel (CL), Cordovan (CW), Judicial (DW), Honey (HN), Brighton (IM), Amber (MC), Mocha (MH), Natural (NM), and Truffle (TF) finish
 - Mitered rim profile
 - Turned wood legs
 - Coordinating casegoods and storage



BARRINGTON®

- FEATURES+OPTIONS**
- End and magazine tables
 - Hardwood veneer
 - Laminate top option
 - Available in Cordovan (CW), Judicial (DW), Mocha (MH), and Truffle (TF) finish
 - Traditional mitered rim profile
 - Chamfered wood legs
 - Quick Delivery models
 - Coordinating casegoods and storage



BARRINGTON® QUEEN ANNE

- FEATURES+OPTIONS**
- End and magazine tables
 - Hardwood veneer
 - Available in Cordovan (CW), Judicial (DW), Mocha (MH), and Truffle (TF) finish
 - Traditional mitered rim profile
 - Cabriole wood legs
 - Coordinating casegoods and storage



CAPTIVATE®

- FEATURES+OPTIONS**
- End, magazine, and console tables
 - Hardwood veneer
 - Available in Autumn (AC), Caramel (CL), Cordovan (CW), Judicial (DW), Honey (HN), Brighton (IM), Amber (MC), Mocha (MH), Natural (NM), and Truffle (TF) finish
 - Oblique or Slide mitered rim profile
 - Tapered wood legs
 - Center drawer in magazine and console tables
 - Coordinating casegoods and storage



CASBAH®

- FEATURES+OPTIONS**
- End, magazine, and console tables
 - Hardwood veneer
 - Available in Autumn (AC), Caramel (CL), Cordovan (CW), Judicial (DW), Honey (HN), Brighton (IM), Amber (MC), Mocha (MH), Natural (NM), and Truffle (TF) finish
 - Softened rim profile
 - Reed or flat recessed façade
 - Reed façade available in wood finish
 - Flat façade available in, Cinder (462), Platinum Metallic (501), and Satin Nickel Metallic (503)
 - Square wood legs
 - Coordinating casegoods and storage



CLEVER®

FEATURES+OPTIONS

- End and magazine tables
- Hardwood veneer
- Available in Autumn (AC), Caramel (CL), Cordovan (CW), Judicial (DW), Honey (HN), Brighton (IM), Amber (MC), Mocha (MH), Natural (NM), and Truffle (TF) finish
- Knife rim profile
- Turned wood legs
- Quick Delivery models
- Coordinating casegoods and storage



EPIC®

FEATURES+OPTIONS

- End, magazine, and coffee tables
- Hardwood veneer or laminate
- Available in Autumn (AC), Almond (AD), Caramel (CL), Cordovan (CW), Judicial (DW), Honey (HN), Brighton (IM), Amber (MC), Mocha (MH), Natural (NM), Portobello (PB), Truffle (TF), and Sable (792) finish
- Available in woodgrain, solid, and pattern laminates
- Metal footed base
- Base available in Cinder (462), Platinum Metallic (501), and Satin Nickel Metallic (503)
- Corian® and glass top kit options
- Universal cushion top options
- Coordinating casegoods and storage

POWER+DATA

- One Touch Pivoting Power Grommet (G12, G17)
- Power Grommet (G23)



CONFIDE®

FEATURES+OPTIONS

- End and magazine tables
- Hardwood veneer or laminate tops
- Available in Autumn (AC), Almond (AD), Caramel (CL), Cordovan (CW), Judicial (DW), Honey (HN), Brighton (IM), Amber (MC), Mocha (MH), Natural (NM), Portico (PT), Portobello (PB), Skyline (SK), Sonoma (SM), Truffle (TF), Designer White (405), Cinder (462), Sable (792), and Acorn (793) finish
- Available in woodgrain, Designer White (405), and Cinder (462) laminates
- Waterfall edge
- Tubular metal legs
- Legs available in Cinder (462), Platinum Metallic (501), and Satin Nickel Metallic (503)
- Hard or soft glides
- Ganging chairs and benches
- Coordinating lounge and guest seating



ESCALADE®

FEATURES+OPTIONS

- End, magazine, and console tables
- Hardwood veneer
- Available in Autumn (AC), Caramel (CL), Cordovan (CW), Judicial (DW), Honey (HN), Brighton (IM), Amber (MC), Mocha (MH), Natural (NM), and Truffle (TF) finish
- Mitered rim profile
- Tapered wood legs
- Quick Delivery models
- Coordinating casegoods and storage



ELOQUENCE®

FEATURES+OPTIONS

- End, magazine, ganging center, and corner tables
- Hardwood veneer
- Laminate top option
- Available in Autumn (AC), Almond (AD), Caramel (CL), Cordovan (CW), Judicial (DW), Honey (HN), Brighton (IM), Amber (MC), Mocha (MH), Natural (NM), Portico (PT), Portobello (PB), Skyline (SK), Sonoma (SM), Truffle (TF), Designer White (405), Cinder (462), Sable (792), and Acorn (793) finish
- Tapered wood legs
- Ganging chairs
- Coordinating lounge and guest seating



FARRAH®

FEATURES+OPTIONS

- End, magazine, and center tables
- Hardwood veneer, laminate, or Corian® tops
- Available in Autumn (AC), Almond (AD), Caramel (CL), Cordovan (CW), Judicial (DW), Honey (HN), Brighton (IM), Amber (MC), Mocha (MH), Natural (NM), Portobello (PB), Truffle (TF), Designer White (405), Cinder (462), and Sable (792) finish
- Available in woodgrain and solid laminates
- Available in Bisque (7101), Glacier White (7201), Concrete (7301), and Deep Night Sky (7302) Corian®
- Cast aluminum legs
- Legs available in Designer White (405), Cinder (462), Polished Aluminum (497), Platinum Metallic (501), and Satin Nickel Metallic (503)
- Exposed plywood rim option
- Universal cushion top options
- Ganging chairs and benches
- Coordinating lounge



FOOTINGS™

FEATURES+OPTIONS

- Round, soft square, oval, boat, soft rectangle, and arc rectangle tops
- Hardwood veneer or laminate tops
- Available in Autumn (AC), Almond (AD), Caramel (CL), Cordovan (CW), Judicial (DW), Honey (HN), Brighton (IM), Amber (MC), Mocha (MH), Natural (NM), Portobello (PB), Truffle (TF), and Sable (792) finish
- Available in woodgrain, solid, and pattern laminates
- Softened or Knife rim profile
- Metal X-base and Y-base with rail
- Bases available in Polished (265), Designer White (405), Cinder (462), Platinum Metallic (501), and Satin Nickel Metallic (503)
- Contrasting column and base option
- Occasional, end, worksurface, counter, and bar height tables
- Adjustable glides

POWER+DATA

- Round/Electrical Grommet (G10, G10EL)
- One Touch Pivoting Power Grommet (G17, G172, G173)
- Power Grommet (G23)
- Optional upper base column wire management



MYRIAD™ CYLINDER

FEATURES+OPTIONS

- End and coffee tables
- Hardwood veneer or laminate
- Available in Autumn (AC), Caramel (CL), Cordovan (CW), Judicial (DW), Honey (HN), Brighton (IM), Amber (MC), Mocha (MH), Natural (NM), and Truffle (TF) finish
- Available in woodgrain, solid, and pattern laminates
- Corian® and glass top kit options
- Universal cushion top options

POWER+DATA

- One Touch Pivoting Power Grommet (G12, G17)
- Power Grommet (G23)



MYRIAD™ BOX

FEATURES+OPTIONS

- End, magazine, coffee, and console tables
- Hardwood veneer or laminate
- Available in Autumn (AC), Caramel (CL), Cordovan (CW), Judicial (DW), Honey (HN), Brighton (IM), Amber (MC), Mocha (MH), Natural (NM), and Truffle (TF) finish
- Available in woodgrain, solid, and pattern laminates
- Metal base/legs
- Bases available in Cinder (462), Platinum Metallic (501), and Satin Nickel Metallic (503)
- Corian® and glass top kit options
- Universal cushion top options

POWER+DATA

- One Touch Pivoting Power Grommet (G12, G17)
- Power grommet (G23)



MYRIAD™ CUBE

FEATURES+OPTIONS

- End, magazine, and coffee tables
- Hardwood veneer or laminate
- Available in Autumn (AC), Caramel (CL), Cordovan (CW), Judicial (DW), Honey (HN), Brighton (IM), Amber (MC), Mocha (MH), Natural (NM), and Truffle (TF) finish
- Available in woodgrain, solid, and pattern laminates
- Corian® and glass top kit options
- Universal cushion top options

POWER+DATA

- One Touch Pivoting Power Grommet (G12, G17)
- Power Grommet (G23)



MYRIAD™ FLOATING TOP

FEATURES+OPTIONS

- End, magazine, coffee, and console tables
- Beveled hardwood veneer, laminate, or glass tops
- Available in Autumn (AC), Caramel (CL), Cordovan (CW), Judicial (DW), Honey (HN), Brighton (IM), Amber (MC), Mocha (MH), Natural (NM), and Truffle (TF) finish
- Available in woodgrain, solid, and pattern laminates
- Metal legs
- Bases available in Cinder (462), Platinum Metallic (501), and Satin Nickel Metallic (503)



PEGOS®

FEATURES+OPTIONS

- End, magazine, and console tables
- Round and square top options
- Hardwood veneer
- Available in Autumn (AC), Caramel (CL), Cordovan (CW), Judicial (DW), Honey (HN), Brighton (IM), Amber (MC), Mocha (MH), Natural (NM), and Truffle (TF) finish
- Laminate top option
- Wood legs with metal accent
- Metal leg accent available in Cinder (462), Platinum Metallic (501), and Satin Nickel Metallic (503)



SWIFT™ OCCASIONAL TABLES CARAMEL LAMINATE, PLATINUM METALLIC BASE
SWIFT™ LOUNGE MOMENTUM TORQUE TROPICALIA AND MOMENTUM SOMA ECO



SWIFT™

FEATURES+OPTIONS

- Coffee, console, ganging small end, 30°, 45°, and 90° tables
- Hardwood veneer or laminate
- Available in Autumn (AC), Caramel (CL), Cordovan (CW), Judicial (DW), Honey (HN), Brighton (IM), Amber (MC), Mocha (MH), Natural (NM), and Truffle (TF) finish
- Available in woodgrain and solid laminates
- Tempered glass insert on coffee and console models
- Metal legs/base
- Base available in Cinder (462), Polished Aluminum (497), Platinum Metallic (501), and Satin Nickel Metallic (503)
- Coordinating lounge

POWER+DATA

- Available on small end and 90° tables
- One Touch Pivoting Power Grommet (G12, G17)
- Power Grommet (G23)

TAG®

FEATURES+OPTIONS

- End, corner, and magazine tables
- Hardwood veneer or laminate tops
- Available in Autumn (AC), Almond (AD), Caramel (CL), Cordovan (CW), Judicial (DW), Honey (HN), Brighton (IM), Amber (MC), Mocha (MH), Natural (NM), Portico (PT), Portobello (PB), Skyline (SK), Sonoma (SM), Truffle (TF), Designer White (405), Cinder (462), Sable (792), and Acorn (793) finish
- Available in woodgrain and solid laminates
- Tubular metal legs
- Legs available in Cinder (462) and Platinum Metallic (501)
- Coordinating ganging chairs and guest seating

TESSERA™

FEATURES+OPTIONS

- End, coffee, and magazine tables
- Round and square tops
- Hardwood veneer or laminate tops
- Available in Autumn (AC), Almond (AD), Caramel (CL), Cordovan (CW), Judicial (DW), Honey (HN), Brighton (IM), Amber (MC), Mocha (MH), Natural (NM), Portobello (PB), Truffle (TF), and Sable (792) finish
- Available in woodgrain and solid laminates
- Tapered wood legs
- Contrasting leg option available Designer White (405), Cinder (462), Platinum Metallic (501), and Satin Nickel Metallic (503)
- Coordinating casegoods



RENO®

FEATURES+OPTIONS

- End, magazine, and coffee tables
- Round and square top options
- Hardwood veneer or laminate
- Available in Autumn (AC), Caramel (CL), Cordovan (CW), Judicial (DW), Honey (HN), Brighton (IM), Amber (MC), Mocha (MH), Natural (NM), and Truffle (TF) finish
- Available in woodgrain and solid laminates
- Metal legs
- Corian® and glass top kit options
- Universal cushion top options
- Legs available in Cinder (462), Platinum Metallic (501), and Satin Nickel Metallic (503)
- Coordinating lounge

POWER+DATA

- One Touch Pivoting Power Grommet (G12, G17)
- Power Grommet (G23)



UNIVERSAL CORIAN®

FEATURES+OPTIONS

- Round and soft square tops
- Corian® tops
- Available in Bisque (7101), Glacier White (7201), Concrete (7301), and Deep Night Sky (7302) Corian®
- Standard or matte/satin sheen
- Knife rim profile
- Metal disc base or soft square base
- Occasional, worksurface, counter, and bar height tables
- Column available in Polished (265), Designer White (405), Cinder (462), Platinum Metallic (501), and Satin Nickel Metallic (503)
- Base plate available in Designer White (405), Cinder (462), Platinum Metallic (501), and Satin Nickel Metallic (503)
- Contrasting column and base option



ROOSEVELT™

FEATURES+OPTIONS

- End and magazine tables
- Hardwood veneer
- Available in Cordovan (CW), Judicial (DW), Mocha (MH), and Truffle (TF) finish
- Traditional mitered rim profile
- Laminate top option
- Chamfered wood legs
- Quick Delivery models
- Coordinating casegoods and storage



UNIVERSAL GLASS

FEATURES+OPTIONS

- Round and soft square top options
- White back painted glass tops
- Metal disc base or soft square base
- Occasional, worksurface, counter, and bar height tables
- Column available in Polished (265), Designer White (405), Cinder (462), Platinum Metallic (501), and Satin Nickel Metallic (503)
- Base plate available in Designer White (405), Cinder (462), Platinum Metallic (501), and Satin Nickel Metallic (503)
- Contrasting column and base option



STACCATO®

FEATURES+OPTIONS

- Round or soft square tops
- Hardwood veneer or laminate tops
- Available in Autumn (AC), Almond (AD), Caramel (CL), Cordovan (CW), Judicial (DW), Honey (HN), Brighton (IM), Amber (MC), Mocha (MH), Natural (NM), and Truffle (TF) finish
- Available in woodgrain, solid, and pattern laminates
- Corian® and glass top kit options
- Metal disc or soft square base
- Occasional, worksurface, counter, and bar height tables
- Column available in Polished (265), Designer White (405), Cinder (462), Platinum Metallic (501), and Satin Nickel Metallic (503)
- Base plate available in Designer White (405), Cinder (462), Platinum Metallic (501), and Satin Nickel Metallic (503)
- Contrasting column and base option

POWER+DATA

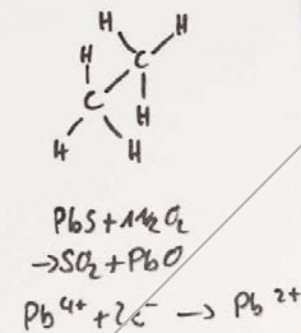
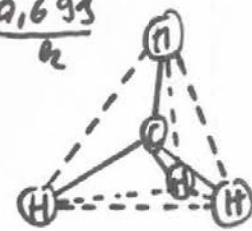
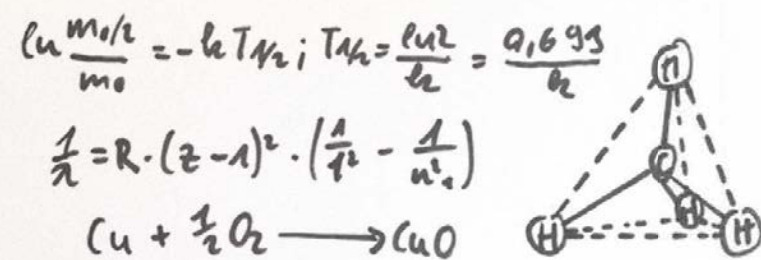
- One Touch Pivoting Power Grommet (G12, G17)
- Power Grommet (G23)



UNIVERSAL PERSONAL PULL-UP

FEATURES+OPTIONS

- Veneer or laminate tops
- Available in Autumn (AC), Almond (AD), Caramel (CL), Cordovan (CW), Judicial (DW), Honey (HN), Brighton (IM), Amber (MC), Mocha (MH), Natural (NM), Portico (PT), Portobello (PB), Skyline (SK), Sonoma (SM), Truffle (TF), Designer White (405), Cinder (462), Sable (792), and Acorn (793) finish
- Available in woodgrain and solid laminates
- Steel base
- Bases available in Cinder (462), Platinum Metallic (501), and Satin Nickel Metallic (503)



MAXIMIZE PRODUCTIVITY BY INCORPORATING EXHIBIT WALL RAILS AND INTRODUCING ANCILLARY STORAGE.

Exhibit™ transforms walls into vertical workspaces. With marker board, tack board, and shelf inserts, along with slat walls and work tools, Exhibit revolutionizes the way you use walls. Increase functionality and recreate any space by simply adding Exhibit.

When it comes to storage, you can never have enough. National's media components, lectern options, and mobile cart with marker board can easily transform any space to have ultimate efficiency. National offers storage solutions for private offices, collaborative areas, conference rooms, and learning spaces.

EXHIBIT™ WALL RAIL SOLUTION PLATINUM METALLIC RAILS, REPETITION STAINLESS TACK INSERTS
WAVEWORKS® FLIP/NEST TABLES DESIGNER WHITE LAMINATE, SOFTENED RIM PROFILE, FROSTED RESIN MODESTY, PLATINUM METALLIC BASES
ESSAY™ TASK CHAIRS DARK GREY, MOMENTUM CROSSING COLORS TOURMALINE
UNIVERSAL MOBILE MARKER BOARD PLATINUM METALLIC
UNIVERSAL MOBILE LECTERN DESIGNER WHITE LAMINATE, PLATINUM METALLIC

UNIVERSAL MEDIA WALL BRIGHTON FINISH
UNIVERSAL GLASS TABLES PLATINUM METALLIC BASES
JEWEL™ STOOLS WHITE AND BRIGHTON FINISH



EXHIBIT™ WALL RAILS

Exhibit removes barriers and transforms the walls into purposeful design elements offering a variety of solutions for all workplace, collaborative, and social environments.

WALL RAILS

- Can be cut to size in the field
- Available in Cinder (462), Platinum Metallic (501), and Satin Nickel Metallic (503)

TV INSERTS

- Wood, laminate, and non-tackable fabric inserts
- TV mount included

TACK BOARD INSERTS

- Available in National Dune, Repetition, and Pact tack board fabrics, and COM

SLAT WALL INSERTS

- Support National work tools and slat mount monitor arm
- Available in Cinder (462), Platinum Metallic (501), and Satin Nickel Metallic (503)

COMBO SLAT/TACK INSERTS

- Tack board on top with horizontal slats on bottom

MARKER BOARD INSERTS

- White porcelain, laminate (HPL), and back painted glass
- Porcelain dry erase marker board is also magnetic
- Laminate insert is a dry erase marker board and can be modified to include graphic sublimation

SHELF INSERTS

- Available in Autumn (AC), Almond (AD), Caramel (CL), Cordovan (CW), Judicial (DW), Honey (HN), Brighton (IM), Amber (MC), Mocha (MH), Natural (NM), Portobello (PB), Truffle (TF), and Sable (792) finish
- Available in woodgrain and solid laminates
- Contrasting shelf option



EXHIBIT™ WALL RAILS CINDER RAILS, PACT AZURE TACK INSERTS
WAVEWORKS® TABLES NATURAL LAMINATE, SOFTENED RIM PROFILE X-BASES IN CINDER
JIMINY® NESTING CHAIRS MAHARAM ALLOY RAVE
WAVEWORKS® FLIP/NEST TABLE NATURAL LAMINATE, FROSTED RESIN MODESTY PANEL, CINDER BASE
UNIVERSAL SET-ON SURFACE LECTERN NATURAL LAMINATE





MEDIA+STORAGE COMPONENTS

This straightforward solution offers storage and media components that coordinate with any style. Out t a workspace, complement an existing aesthetic, and create smart storage with these components.

UNIVERSAL MEDIA WALL

- Wall mount or suspend and gang with WaveWorks® media storage towers and WaveWorks® media storage credenza
- Removable panels for cord/wire management access
- Includes flat screen mount kit
- Available in Autumn (AC), Almond (AD), Caramel (CL), Cordovan (CW), Judicial (DW), Honey (HN), Brighton (IM), Amber (MC), Mocha (MH), Natural (NM), Portobello (PB), Truffle (TF), and Sable (792) finish
- Available in woodgrain and solid laminates
- Platinum Metallic (501) accents

UNIVERSAL MEDIA SHELF


- Mounts to universal media wall or sits on credenza surface
- Cut-outs in base for wire access
- Clear glass shelf with Platinum Metallic (501) stanchions and hardwood veneer base
- Base available in Autumn (AC), Almond (AD), Caramel (CL), Cordovan (CW), Judicial (DW), Honey (HN), Brighton (IM), Amber (MC), Mocha (MH), Natural (NM), Portobello (PB), Truffle (TF), and Sable (792) finish

WAVEWORKS® MEDIA STORAGE TOWERS

- Hardwood veneer and laminate
- Available in Autumn (AC), Almond (AD), Caramel (CL), Cordovan (CW), Judicial (DW), Honey (HN), Brighton (IM), Amber (MC), Mocha (MH), Natural (NM), Portobello (PB), Truffle (TF), and Sable (792) finish
- Available in woodgrain and solid laminates
- Optional opaque glass doors with aluminum frame
- Aluminum frame available in Cinder (462), Platinum Metallic (501), and Satin Nickel Metallic (503)
- Shortened shelves allow for easy wire access in back of cabinet
- Includes grommets in end panels for wire access

WAVEWORKS® MEDIA STORAGE CREDENZAS

- Hardwood veneer and laminate
- Available in Autumn (AC), Almond (AD), Caramel (CL), Cordovan (CW), Judicial (DW), Honey (HN), Brighton (IM), Amber (MC), Mocha (MH), Natural (NM), Portobello (PB), Truffle (TF), and Sable (792) finish
- Available in woodgrain and solid laminates
- Infrared Repeater allows multi-media equipment to be stored/controlled behind closed doors
- Two drawers, two locking cabinets, and adjustable shelves
- Grommets in end panels for wire access
- Cut-outs in back panel for wire access and venting



WAVEWORKS® MEDIA STORAGE TOWERS BRIGHTON FINISH, PLATINUM METALLIC DOOR FRAME

UNIVERSAL MEDIA WALL BRIGHTON FINISH

WAVEWORKS® MEDIA STORAGE CREDENZA BRIGHTON FINISH, WATERFALL PULLS, PLATINUM METALLIC

WAVEWORKS® TABLE BRIGHTON FINISH, CONCAVE RIM PROFILE, CYLINDER BASE





UNIVERSAL LECTERNS

DELUXE LECTERN

- Hardwood veneer or laminate with Platinum Metallic (501) accents
- Available in Autumn (AC), Almond (AD), Caramel (CL), Cordovan (CW), Judicial (DW), Honey (HN), Brighton (IM), Amber (MC), Mocha (MH), Natural (NM), Portobello (PB), Truffle (TF), and Sable (792) finish
- Available in woodgrain and solid laminates
- Adjustable tilt writing surface, light, microphone, slide out shelf, slide out step stool, locking cabinet doors, and dual wheel casters
- Convenience outlet for power access
- Hinged back panel for wire access

BASIC LECTERN

- Adjustable tilt writing surface, open cabinet, and adjustable shelf

SET-ON SURFACE LECTERN

- Use on table, Universal multi-functional cart, and Maneuver™ facilitator desk
- Adjustable tilt writing surface

MOBILE LECTERN

- Available in woodgrain and solid laminates
- Black pencil ledge
- Base available in Cinder (462), Platinum Metallic (501), and Satin Nickel Metallic (503)
- Black, double wheel locking casters



UNIVERSAL BASIC LECTERN BRIGHTON FINISH

UNIVERSAL DELUXE LECTERN BRIGHTON FINISH

UNIVERSAL SET-ON SURFACE LECTERN WITH MULTI-FUNCTIONAL CART BRIGHTON FINISH

UNIVERSAL SET-ON SURFACE LECTERN BRIGHTON FINISH

WAVEWORKS® TABLE BRIGHTON FINISH, ZIP RIM PROFILE, BASIC SQUARE BASE



UNIVERSAL MOBILE CARTS

MOBILE MEDIA CART

- Supports 37"-70" television
- Gun metal grey
- Black, double wheel locking casters

MULTI-FUNCTIONAL CART

- Hardwood veneer or laminate with Platinum Metallic (501) surface
- Available in Autumn (AC), Almond (AD), Caramel (CL), Cordovan (CW), Judicial (DW), Honey (HN), Brighton (IM), Amber (MC), Mocha (MH), Natural (NM), Portobello (PB), Truffle (TF), and Sable (792) finish
- Available in woodgrain and solid laminates
- Locking hinged doors, hinged back panel for wire access
- Surface grommet
- Black, double wheel locking casters

MOBILE MARKER BOARD

- High gloss, white laminate marker board
- Black, double wheel locking casters
- Adjustable flip chart brackets
- Available in Cinder (462), Platinum Metallic (501), and Satin Nickel Metallic (503)

VISUAL BOARD

- Hardwood veneer and laminate
- Available in Autumn (AC), Almond (AD), Caramel (CL), Cordovan (CW), Judicial (DW), Honey (HN), Brighton (IM), Amber (MC), Mocha (MH), Natural (NM), Portobello (PB), Truffle (TF), and Sable (792) finish
- Available in woodgrain and solid laminates
- Wall mounted
- Non-magnetic markerboard behind hinged doors
- Tackable black fabric on inside door panels
- Escalade™ cornice top option
- Traditional model features picture frame molding on doors



UNIVERSAL MOBILE MARKER BOARD PLATINUM METALLIC

UNIVERSAL MOBILE MEDIA CART BRIGHTON FINISH

UNIVERSAL MULTI-FUNCTIONAL CART


CYLINDER
WOOD



- FEATURES+OPTIONS**
- Hardwood veneer
 - Available in Autumn (AC), Almond (AD), Caramel (CL), Cordovan (CW), Judicial (DW), Honey (HN), Brighton (IM), Amber (MC), Mocha (MH), Natural (NM), Portobello (PB), Truffle (TF), and Sable (792) finish
 - Worksurface height
 - Adjustable glides

- POWER+DATA**
- Wire access to top and floor mounted power/data

SOFTENED SQUARE
WOOD



- FEATURES+OPTIONS**
- Hardwood veneer
 - Available in Autumn (AC), Almond (AD), Caramel (CL), Cordovan (CW), Judicial (DW), Honey (HN), Brighton (IM), Amber (MC), Mocha (MH), Natural (NM), Portobello (PB), Truffle (TF), and Sable (792) finish
 - Worksurface height
 - Adjustable glides
 - No wire access

THIN PANEL
WOOD



- FEATURES+OPTIONS**
- Hardwood veneer
 - Available in Autumn (AC), Almond (AD), Caramel (CL), Cordovan (CW), Judicial (DW), Honey (HN), Brighton (IM), Amber (MC), Mocha (MH), Natural (NM), Portobello (PB), Truffle (TF), and Sable (792) finish
 - Worksurface height
 - No wire access

SQUARE
WOOD



- FEATURES+OPTIONS**
- Hardwood veneer
 - Available in Autumn (AC), Almond (AD), Caramel (CL), Cordovan (CW), Judicial (DW), Honey (HN), Brighton (IM), Amber (MC), Mocha (MH), Natural (NM), Portobello (PB), Truffle (TF), and Sable (792) finish
 - Basic, or Barrington®, Epic®, Escalade®, and Captivate® base detail
 - Worksurface height
 - Adjustable glides
 - Epic® footed base available in Cinder (462), Platinum Metallic (501), and Satin Nickel Metallic (503)

- POWER+DATA**
- Wire access to top and floor mounted power/data

THICK PANEL
WOOD



- FEATURES+OPTIONS**
- Hardwood veneer
 - Available in Autumn (AC), Almond (AD), Caramel (CL), Cordovan (CW), Judicial (DW), Honey (HN), Brighton (IM), Amber (MC), Mocha (MH), Natural (NM), Portobello (PB), Truffle (TF), and Sable (792) finish
 - Basic, or Barrington®, Epic®, Escalade®, and Captivate® base detail
 - Worksurface height
 - Adjustable glides
 - Epic® footed base available in Cinder (462), Platinum Metallic (501), and Satin Nickel Metallic (503)

- POWER+DATA**
- Wire access to top and floor mounted power/data

QUEEN ANNE
WOOD



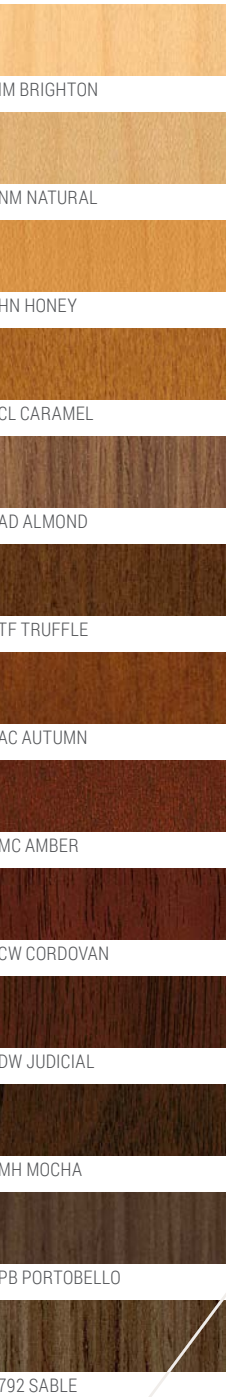
- FEATURES+OPTIONS**
- Hardwood
 - Available in Cordovan (CW), Judicial (DW), Mocha (MH), and Truffle (TF) finish
 - Worksurface height
 - No wire access

THICK PANEL BASE KIT
WOOD



- FEATURES+OPTIONS**
- Hardwood veneer
 - Available in Autumn (AC), Almond (AD), Caramel (CL), Cordovan (CW), Judicial (DW), Honey (HN), Brighton (IM), Amber (MC), Mocha (MH), Natural (NM), Portobello (PB), Truffle (TF), and Sable (792) finish
 - Basic, or Barrington®, Epic®, Escalade®, and Captivate® base detail
 - Includes multiple bases and horizontal support rails
 - Worksurface height
 - Adjustable glides
 - Epic® footed base available in Cinder (462), Platinum Metallic (501), and Satin Nickel Metallic (503)
 - Modified width available

- POWER+DATA**
- Wire access to top and floor mounted power/data



IM BRIGHTON

NM NATURAL

HN HONEY

CL CARAMEL

AD ALMOND

TF TRUFFLE

AC AUTUMN

MC AMBER

CW CORDOVAN

DW JUDICIAL

MH MOCHA

PB PORTOBELLO

792 SABLE

CYLINDER
LAMINATE



- FEATURES+OPTIONS**
- Laminate
 - Available in Autumn 2 (AC2), Almond (AD), Caramel (CL), Cordovan (CW), Judicial (DW), Honey 2 (HN2), Brighton (IM), Amber (MC), Mocha (MH), Natural (NM), Portico (PT), Portobello (PB), Truffle (TF), Skyline (SK), Sonoma (SM), Palisander (791), Sable (792), and Acorn (793) woodgrain laminates
 - Available in Designer White (405), Mojave (417), Mouse (418), Wallaby (419), Shadow (425), Cloud (440), Graphite (461), Cinder (462), Platinum Grey (478), Frosty White (488), Designer White Linear (491), Cinder Linear (492) solid laminates
 - Worksurface height
 - Adjustable glides

- POWER+DATA**
- Wire access to top and floor mounted power/data

THICK PANEL
LAMINATE



- FEATURES+OPTIONS**
- Laminate
 - Available in Autumn 2 (AC2), Almond (AD), Caramel (CL), Cordovan (CW), Judicial (DW), Honey 2 (HN2), Brighton (IM), Amber (MC), Mocha (MH), Natural (NM), Portico (PT), Portobello (PB), Truffle (TF), Skyline (SK), Sonoma (SM), Palisander (791), Sable (792), and Acorn (793) woodgrain laminates
 - Available in Designer White (405), Mojave (417), Mouse (418), Wallaby (419), Shadow (425), Cloud (440), Graphite (461), Cinder (462), Platinum Grey (478), Frosty White (488), Designer White Linear (491), Cinder Linear (492) solid laminates
 - Basic or Epic base detail

- POWER+DATA**
- Wire access to top and floor mounted power/data

QUEEN ANNE
NYLON



- FEATURES+OPTIONS**
- Nylon
 - Available in Cordovan (CW), Judicial (DW), and Mocha (MH) finish
 - Worksurface height
 - No wire access

CURVED PANEL
LAMINATE



- FEATURES+OPTIONS**
- Laminate
 - Available in Autumn 2 (AC2), Almond (AD), Caramel (CL), Cordovan (CW), Judicial (DW), Honey 2 (HN2), Brighton (IM), Amber (MC), Mocha (MH), Natural (NM), Portico (PT), Portobello (PB), Truffle (TF), Skyline (SK), Sonoma (SM), Palisander (791), Sable (792), and Acorn (793) woodgrain laminates
 - Available in Designer White (405), Mojave (417), Mouse (418), Wallaby (419), Shadow (425), Cloud (440), Graphite (461), Cinder (462), Platinum Grey (478), Frosty White (488), Designer White Linear (491), Cinder Linear (492) solid laminates
 - Worksurface height
 - No wire access

THICK PANEL BASE KIT
LAMINATE



- FEATURES+OPTIONS**
- Laminate
 - Available in Autumn 2 (AC2), Almond (AD), Caramel (CL), Cordovan (CW), Judicial (DW), Honey 2 (HN2), Brighton (IM), Amber (MC), Mocha (MH), Natural (NM), Portico (PT), Portobello (PB), Truffle (TF), Skyline (SK), Sonoma (SM), Palisander (791), Sable (792), and Acorn (793) woodgrain laminates
 - Available in Designer White (405), Mojave (417), Mouse (418), Wallaby (419), Shadow (425), Cloud (440), Graphite (461), Cinder (462), Platinum Grey (478), Frosty White (488), Designer White Linear (491), Cinder Linear (492) solid laminates
 - Includes multiple bases and horizontal support rails
 - Worksurface height
 - Basic or Epic base detail

- POWER+DATA**
- Wire access to top and floor mounted power/data

SQUARE
LAMINATE



- FEATURES+OPTIONS**
- Laminate
 - Available in Autumn 2 (AC2), Almond (AD), Caramel (CL), Cordovan (CW), Judicial (DW), Honey 2 (HN2), Brighton (IM), Amber (MC), Mocha (MH), Natural (NM), Portico (PT), Portobello (PB), Truffle (TF), Skyline (SK), Sonoma (SM), Palisander (791), Sable (792), and Acorn (793) woodgrain laminates
 - Available in Designer White (405), Mojave (417), Mouse (418), Wallaby (419), Shadow (425), Cloud (440), Graphite (461), Cinder (462), Platinum Grey (478), Frosty White (488), Designer White Linear (491), Cinder Linear (492) solid laminates
 - Basic or Epic base detail
 - Worksurface height
 - Adjustable glides

- POWER+DATA**
- Wire access to top and floor mounted power/data

THIN PANEL
LAMINATE



- FEATURES+OPTIONS**
- Laminate
 - Available in Autumn 2 (AC2), Almond (AD), Caramel (CL), Cordovan (CW), Judicial (DW), Honey 2 (HN2), Brighton (IM), Amber (MC), Mocha (MH), Natural (NM), Portico (PT), Portobello (PB), Truffle (TF), Skyline (SK), Sonoma (SM), Palisander (791), Sable (792), and Acorn (793) woodgrain laminates
 - Available in Designer White (405), Mojave (417), Mouse (418), Wallaby (419), Shadow (425), Cloud (440), Graphite (461), Cinder (462), Platinum Grey (478), Frosty White (488), Designer White Linear (491), Cinder Linear (492) solid laminates
 - Worksurface height
 - No wire access

SM SONOMA	405 DESIGNER WHITE
IM BRIGHTON	417 MOJAVE
NM NATURAL	418 MOUSE
HN2 HONEY 2	419 WALLABY
CL CARAMEL	425 SHADOW
793 ACORN	440 CLOUD
TF TRUFFLE	461 GRAPHITE
AC2 AUTUMN 2	462 CINDER
MC AMBER	478 PLATINUM GREY
CW CORDOVAN	488 FROSTY WHITE
DW JUDICIAL	491 DESIGNER WHITE LINEAR
MH MOCHA	492 CINDER LINEAR
PT PORTICO	
SK SKYLINE	
PB PORTOBELLO	
791 PALISANDER	
792 SABLE	
AD ALMOND	

ADJUSTABLE HEIGHT BASE

METAL



FEATURES+OPTIONS

- Metal
- Available in Cinder (462), Platinum Metallic (501), and Satin Nickel Metallic (503)
- Electric and manual options
- Base height adjusts from 25¼" to 44"
- Electric one touch button allows for up/down adjustment
- Manual hand crank takes 5 full turns per inch of adjustment
- Adjustable glides
- For use with Epic® and WaveWorks® rectangle tops
- No wire access
- Wire managers sold separately

ADJUSTABLE HEIGHT BASE

METAL



FEATURES+OPTIONS

- Metal X-Base
- Available in Cinder (462), Platinum Metallic (501), and Satin Nickel Metallic (503)
- Paddle arm, pneumatic height adjustment
- Base height adjusts from 26" to 40¾"
- Black, double wheel locking casters
- No wire access

UMBRELLA BASE ADJUSTABLE HEIGHT

METAL



FEATURES+OPTIONS

- Metal Umbrella Base
- Available in Cinder (462), Platinum Metallic (501), and Satin Nickel Metallic (503)
- Paddle arm, Pneumatic height adjustment
- Base height adjusts from 25½" to 41½"
- Double wheel locking casters
- No wire access

ADJUSTABLE HEIGHT L-BASE KIT

METAL



FEATURES+OPTIONS

- Metal
- Available in Cinder (462), Platinum Metallic (501), and Satin Nickel Metallic (503)
- Electric and manual options
- Base height adjusts from 25¼" to 44"
- Electric one touch button allows for up/down adjustment
- Manual hand crank takes 5 full turns per inch of adjustment
- Adjustable glides
- For use with Epic® and WaveWorks® extended corner and rectangular tops
- Can be configured as right or left handed
- No wire access
- Wire managers sold separately

C-LEG ADJUSTABLE HEIGHT

METAL



FEATURES+OPTIONS

- Metal
- Available in Cinder (462), Platinum Metallic (501), and Satin Nickel Metallic (503)
- Spring pin adjustment
- Base height adjusts from 24¾" to 33¾"
- Adjustable glides
- No wire access

COLUMN LEG ADJUSTABLE HEIGHT

METAL




FEATURES+OPTIONS

- 1½" metal column
- Available in Polished (265), Designer White (405), Cinder (462), Platinum Metallic (501), and Satin Nickel Metallic (503)
- Spring pin adjustment
- Base height adjusts from 24¾" to 33¾"
- Static and mobile options
- Adjustable glides on static base
- Black, double wheel locking casters on mobile base
- No wire access



265 POLISHED



405 DESIGNER WHITE



462 CINDER



501 PLATINUM METALLIC



503 SATIN NICKEL METALLIC



MANEUVER™ TABLES DESIGNER WHITE LAMINATE,
PLATINUM METALLIC TABLE LEGS
MANEUVER™ FACILITATOR DESK BRIGHTON AND DESIGNER WHITE
LAMINATES, PLATINUM METALLIC BASE AND MODESTY PANEL
DITTO® STACKING CHAIRS WHITE
CINCH® TASK SEATING PEBBLE

BASIC C-LEG

METAL



FEATURES+OPTIONS

- Metal
- Available in Cinder (462) and Platinum Metallic (501)
- Worksurface height
- Static and mobile options
- Adjustable glides on static base
- No wire access

C-LEG

METAL



FEATURES+OPTIONS

- Metal
- Available in Polished (265), Designer White (405), Cinder (462), Platinum Metallic (501), and Satin Nickel Metallic (503)
- Contrasting paint colors on column and base
- Worksurface height
- Static and mobile options
- Adjustable glides on static base
- Black, double wheel locking casters on mobile base

POWER+DATA

- Wire management cutout in base column

BASIC T-LEG

METAL



FEATURES+OPTIONS

- Metal
- Available in Cinder (462) and Platinum Metallic (501)
- Worksurface height
- Static and mobile options
- Adjustable glides on static base
- Black, double wheel locking casters on mobile base
- No wire access

T-LEG

METAL



FEATURES+OPTIONS

- Metal
- Available in Polished (265), Designer White (405), Cinder (462), Platinum Metallic (501), and Satin Nickel Metallic (503)
- Contrasting paint colors on column and base
- Worksurface height
- Static and mobile options
- Adjustable glides on static base
- Black, double wheel locking casters on mobile base

POWER+DATA

- Wire management cutout in base column

2-PRONG BASE

METAL



FEATURES+OPTIONS

- Metal 2-prong base
- Available in Polished (265), Designer White (405), Cinder (462), Platinum Metallic (501), and Satin Nickel Metallic (503)
- Contrasting paint colors on column and base
- Worksurface height
- Adjustable glides

POWER+DATA

- Optional upper and lower base column wire management

X-BASE

METAL



FEATURES+OPTIONS

- Metal X-Base
- Available in Polished (265), Designer White (405), Cinder (462), Platinum Metallic (501), and Satin Nickel Metallic (503)
- Contrasting paint colors on column and base
- Worksurface height
- Adjustable glides

POWER+DATA

- Optional upper and lower base column wire management

COLUMN LEG

METAL



FEATURES+OPTIONS

- Metal 2" column
- Available in Polished (265), Designer White (405), Cinder (462), Platinum Metallic (501), and Satin Nickel Metallic (503)
- Worksurface height
- Static and mobile options
- Adjustable glides on static base
- Black, double wheel locking casters on mobile base

POWER+DATA

- Optional upper and lower base column wire management

ROUND AND SQUARE SUPPORT BASE

METAL



FEATURES+OPTIONS

- Metal 3" column
- Adjustable glides
- Available in Polished (265), Designer White (405), Cinder (462), Platinum Metallic (501), and Satin Nickel Metallic (503)
- Worksurface, counter, and bar height

POWER+DATA

- Wire management cutout in base column

H-STYLE LEG BASE

METAL



FEATURES+OPTIONS

- Metal two column base
- Available in black
- Worksurface height
- Adjustable glides
- No wire access

X-BASE

METAL



FEATURES+OPTIONS

- Metal X-Base
- Available in Polished (265), Designer White (405), Cinder (462), Platinum Metallic (501), and Satin Nickel Metallic (503)
- Contrasting paint colors on column and base
- Worksurface, bar, and counter height
- Static and mobile options
- Adjustable glides on static base
- Black, double wheel locking casters on mobile base

POWER+DATA

- Optional upper base column wire management
- 47" worksurface height base has hole through center of column to allow wire access and can be used with round grommet (G10, G10EL)

UMBRELLA BASE

METAL



FEATURES+OPTIONS

- Metal Umbrella Base
- Available in Cinder (462), Platinum Metallic (501), and Satin Nickel Metallic (503)
- Worksurface height
- Static and mobile options
- Adjustable glides on static base
- Double wheel locking casters on mobile base
- No wire access

WOOD CAPPED X-BASE

METAL




FEATURES+OPTIONS

- Metal column with wood capped X-Base
- Column available in black
- Wood capped X-Base available in Autumn (AC), Caramel (CL), Cordovan (CW), Judicial (DW), Honey (HN), Brighton (IM), Amber (MC), Mocha (MH), Natural (NM), and Truffle (TF)
- Worksurface height
- Adjustable glides
- No wire access

DISC BASE

METAL



FEATURES+OPTIONS

- Metal 3" column with Disc base
- Column available in Polished (265), Designer White (405), Cinder (462), Platinum Metallic (501), and Satin Nickel Metallic (503)
- Base plate available in Designer White (405), Cinder (462), Platinum Metallic (501), and Satin Nickel Metallic (503)
- Contrasting paint colors on column and base
- Occasional, worksurface, bar, and counter height
- Adjustable glides
- No wire access

SOFT SQUARE BASE

METAL



FEATURES+OPTIONS

- Metal 3" column with Soft Square Base
- Column available in Polished (265), Designer White (405), Cinder (462), Platinum Metallic (501), and Satin Nickel Metallic (503)
- Base plate available in Designer White (405), Cinder (462), Platinum Metallic (501), and Satin Nickel Metallic (503)
- Contrasting paint colors on column and base
- Occasional, worksurface, bar, and counter height
- Adjustable glides
- No wire access

DOUBLE DORIC BASE

METAL



FEATURES+OPTIONS


- Metal two column base
- Available in black
- Worksurface height

POWER+DATA


- Upper and lower base column wire management



265 POLISHED



405 DESIGNER WHITE



462 CINDER



501 PLATINUM METALLIC



503 SATIN NICKEL METALLIC

H-STYLE SUPPORT BASE

METAL



FEATURES+OPTIONS

- Metal
- Available in Designer White (405), Cinder (462), Platinum Metallic (501), and Satin Nickel Metallic (503)
- Worksurface, counter, and bar height
- Adjustable glides
- No wire access

H-STYLE SUPPORT BASE KIT

METAL



FEATURES+OPTIONS

- Metal
- Available in Designer White (405), Cinder (462), Platinum Metallic (501), and Satin Nickel Metallic (503)
- Counter and bar height
- Adjustable glides
- No wire access

U-STYLE SUPPORT BASE

METAL



FEATURES+OPTIONS

- Metal
- Available in Designer White (405), Cinder (462), Platinum Metallic (501), and Satin Nickel Metallic (503)
- Worksurface, counter, and bar height
- Adjustable glides
- No wire access

U-STYLE SUPPORT BASE WITH INSERT

METAL



FEATURES+OPTIONS

- Metal
- Base available in Designer White (405), Cinder (462), Platinum Metallic (501), and Satin Nickel Metallic (503)
- Resin, metal, and hardwood veneer inserts
- Resin insert available in Frosted (1677), Ting Ting (2877), Scribble Cloud (2977), and Wisp Silver (3377)
- Metal insert available in Designer White (405), Cinder (462), Platinum Metallic (501), and Satin Nickel Metallic (503)
- Veneer insert available in National wood finishes
- Worksurface, counter, and bar height
- Adjustable glides
- No wire access

U-STYLE SUPPORT BASE KIT

METAL



FEATURES+OPTIONS

- Metal
- Available in Designer White (405), Cinder (462), Platinum Metallic (501), and Satin Nickel Metallic (503)
- Counter and bar height
- Adjustable glides
- No wire access

U-STYLE SUPPORT BASE KIT WITH INSERT

METAL



FEATURES+OPTIONS

- Metal
- Base and metal insert available in Designer White (405), Cinder (462), Platinum Metallic (501), and Satin Nickel Metallic (503)
- Resin, metal, and hardwood veneer inserts
- Resin base inserts available in Frosted (1677), Ting Ting (2877), Scribble Cloud (2977), and Wisp Silver (3377)
- Veneer insert available in National wood finishes
- Counter and bar height
- Adjustable glides
- No wire access



WAVEWORKS® TABLES FROSTY WHITE LAMINATE, SOFTENED RIM PROFILE,
U-STYLE SUPPORT BASE KITS WITH INSERTS IN PLATINUM METALLIC, TING TING RESIN
DITTO™ STACKING CHAIRS TAUPE
RENO® LOUNGE NATIONAL ORBIT STAR
WHIMSY® IMPROMPTU SEATING NATIONAL PLUSH KRINGLE, NATIONAL ORBIT STAR



WAVEWORKS® FLIP/NEST TABLES CLOUD LAMINATE, CINDER BASE
FUEL® TASK SEATING SPECTRUM CORNFLOWER
EXHIBIT™ WALL RAILS CINDER RAILS, REPETITION STAINLESS TACK BOARD INSERTS

**HORIZONTAL
WIRE MANAGER**



- FEATURES+OPTIONS**
- Conceals power in-feed and data cables
 - Attaches vertically or horizontally above or below worksurface
 - Black plastic

**UNDERSURFACE
WIRE MANAGER**



- FEATURES+OPTIONS**
- Manages and routes cords
 - Attaches to underside of worksurface
 - Black nylon

**MESH
MODESTY PANEL**



- FEATURES+OPTIONS**
- Manages and routes cords
 - Attaches to underside of table
 - Black mesh

**MESH
WIRE MANAGER**



- FEATURES+OPTIONS**
- Provides cord access to floor mounted electrical
 - Manages and routes cords to floor mounted electrical
 - Wraps around 2½" diameter table leg
 - Black mesh

**VERTICAL
WIRE MANAGER**




- FEATURES+OPTIONS**
- Provides cord access to floor mounted electrical
 - Clamps to 2½" diameter table leg
 - Available in Cinder (462), Platinum Metallic (501), and Satin Nickel Metallic (503)

**VERTICAL
WIRE MANAGER**



- FEATURES+OPTIONS**
- Conceals power in-feed and data cables
 - Attaches to underside of worksurface
 - Flexible graphite plastic

POWER TOWER



- FEATURES+OPTIONS**
- 9 power outlets and 6 USB charging ports
 - 9' power cord
 - Circuit breaker in bottom of tower prevents overload
 - Tamper resistant receptacles
 - Slots in base allow unit to be tethered to the floor
 - Available in gloss black, gloss white, and silver

ELECTRICAL GROMMET G10



- FEATURES+OPTIONS**
- Includes 2 power outlets and 2 Cat 5E data ports
 - Includes voice/data adapter kit
 - Removable grommet cover
 - Available without power for use as wire manager
 - Matte black

NODE® POWER GROMMET G33



- FEATURES+OPTIONS**
- 1 power outlet and 2 USB charging ports
 - For use with Maneuver® gear, shield, and 120° tables
 - Available in silver or black

GETAWAY™
PORTABLE MEETING TECHNOLOGY



- FEATURES+OPTIONS**
- Portable unit converts any space into a collaborative meeting area
 - Carrying case included
 - High definition HDMI AV components
 - Up to four users can share ideas on one screen with the simple push of a “Show Me” button
 - Easy plug-and-play setup
 - Available in silver or black

POWER GROMMET G23



- FEATURES+OPTIONS**
- 2 power outlets and 2 USB charging ports
 - Not for use on conference tables
 - Daisy link
 - Available in silver or black

UNDERSURFACE POWER/DATA



- FEATURES+OPTIONS**
- 1 power outlet and 2 USB charging ports
 - Mounts to underside of worksurface
 - Matte black




UNIVERSAL POWER TOWER SILVER
FRINGE® CLUB CHAIRS ARC-COM DELTA ICE BLUE, PLATINUM METALLIC
FRINGE® TWO SEAT COVES STINSON ACE LANTERN AND DRIFTWOOD, PLATINUM METALLIC
STRASSA® COLLABORATIVE TABLES DESIGNER WHITE LAMINATE
JEWEL™ STOOLS WHITE FINISH

ONE TOUCH PIVOTING
POWER GROMMET G12



- FEATURES+OPTIONS**
- One touch doors remain open during use
 - Available with 2 power outlets and 2 blank ports, or 2 power outlets, 2 USB charging ports and, 1 blank port
 - Hardwire option
 - Optional Byrne Interlink® IQ system for non-sequential daisy chain power
 - Available in silver or black

ONE TOUCH DOUBLE PIVOTING
POWER GROMMET G15




- FEATURES+OPTIONS**
- 2 power outlets and 3 blank ports per side
 - One touch doors remain open during use
 - Hardwire option
 - Available in silver or black

MARINA™ HDMI COLLABORATIVE
MEETING TECHNOLOGY SOLUTION G26




- FEATURES+OPTIONS**
- HDMI power switcher, 4 (6') foot Show-Me cables, 15' HDMI video output cord, 4 power outlets, 4 USB charging ports, and 2 blank telecom plates
 - Sliding doors
 - For use with Mio™ collaborative tables
 - Available in silver or black

ONE TOUCH DOUBLE PIVOTING
POWER GROMMET G152



- FEATURES+OPTIONS**
- Side 1: 2 power outlets, 2 USB charging ports, 1 HDMI, and 1 blank data port
 - Side 2: 2 power outlets, 2 USB charging ports, 1 VGA, and 1 blank data port
 - One touch doors remain open during use
 - Hardwire option
 - Available in silver or black

POWER/DATA OASIS G162



- FEATURES+OPTIONS**
- 6 power outlets, 2 USB charging ports, 1 HDMI, 1 VGA with mini stereo, and 1 RJ45 data jack
 - Doors may remain closed while in use
 - Hardwire option
 - Optional daisy chain kits
 - Available in silver or black

BYRNE™ INTERLINK® IQ SYSTEM



- FEATURES+OPTIONS**
- G12, G17, G172, and G173 one touch pivoting grommets
 - Non-sequential daisy chain power connection links training table to training table
 - System status indicator: green light means go, red light indicates too many units connected
 - Daisy chain up to 8 modules

ONE TOUCH PIVOTING
POWER/DATA GROMMET G17



- FEATURES+OPTIONS**
- 1 power outlet and 1 blank voice/data port
 - One touch door remains open during use
 - Optional Byrne™ Interlink® IQ system for non-sequential daisy chain power
 - Available in silver or black

ONE TOUCH PIVOTING
POWER/DATA GROMMET G172




- FEATURES+OPTIONS**
- 2 power outlets
 - One touch door remains open during use
 - Optional Byrne™ Interlink® IQ system for non-sequential daisy chain power
 - Available in silver or black

ONE TOUCH PIVOTING
POWER/DATA GROMMET G173



- FEATURES+OPTIONS**
- 1 power outlet and 2 USB charging ports
 - One touch door remains open during use
 - Optional Byrne™ Interlink® IQ system for non-sequential daisy chain power
 - Available in silver or black





WAVEWORKS® TABLES DESIGNER WHITE LAMINATE, SOFTENED RIM PROFILE,
H-STYLE SUPPORT BASES IN PLATINUM METALLIC
CINCH® STACKING CHAIRS LEMON



NATIONAL®

1610 ROYAL STREET, JASPER, IN 47549

TOLL FREE 800.482.1717

WEB NATIONALOFFICEFURNITURE.COM

A UNIT OF KIMBALL INTERNATIONAL, ©2017

NBRTS17