

**interwoven**<sup>TM</sup> *Challenging  
the Status Quo  
in Health*

# Quickship for Care

QUICKSHIP FOR CARE SHIPS IN 10 DAYS OR LESS



# Table of Contents

QUICKSHIP FOR CARE

5 DAY SHIPPING



SHIPS IN 10 DAYS OR LESS



The Interwoven Quickship for Care program offers a wide variety of product solutions, available to ship in 5 and 10 days, allowing our clients to efficiently provide care for patients, families, staff and community.

## Patient Recliners



Greer™  
Configurable pg 4



Greer™  
Pre-Configured



Meadow™  
Pre-Configured pg 5

## Lounge, Guest & Bariatric Chairs



Spruce™ pg 6-8




Sycamore™ Metal pg 9 Tucker™ Health pg 10-11


## Folding Chairs



Wren™ pg 12



## Stools



Physician/Exam Stool



Rolli™ pg 15

## Tables



Aidin™  
Pre-Configured



Aidin™  
Configurable pg 13



Overbed Tables  
Pre-Configured pg 14

## Casegoods



Sanctuary™  
Pre-Configured pg 14

We developed the Quickship for Care program with the understanding that specific needs require products to deliver in a quick time frame. With a broad range of solutions spanning from lounge and guest seating, to patient recliners, overbed tables and more, Quickship for Care helps you design spaces to deliver the best results.



# Greer™ Patient Recliner with Arm Caps

**Model Number**  
QK49RILCACP  
\$2,738

**Quickship**  
10 Days to Ship

**Dimensions**  
28"D × 32"W × 46"H, 22" seat height

- Features**
- Grey, non-marking, single-wheel casters; front-locking casters
  - Independent leg rest and back operation
  - Built-in headrest
  - Easy-to-use back recline and footrest release handles
  - Easy-to-use back recline and footrest release handles
  - Polyurethane arm caps, 462 Cinder
  - Optional push bar, utility hook, bump guard and moisture barrier on seat or inside back and seat



# Greer™ Patient Recliner Without Arm Caps

**Model Number**  
K49RILC41335  
\$3,105

**Quickship**  
Ships in 5 Days or Less

**Dimensions**  
28"D × 32"W × 46"H, 22" seat height

- Features**
- Silvertex fabric - 41335 Sterling
  - Grey, non-marking, single-wheel casters; front-locking casters
  - Independent leg rest and back operation
  - Built-in headrest
  - Easy-to-use back recline and footrest release handles

# Meadow™ Patient Recliner Without Arm Caps

**Model Number**  
K69R24ILC41335  
\$4,854

**Quickship**  
Ships in 5 Days or Less

**Dimensions**  
32"D × 33½"W × 46½"H, 21 ½" seat height

- Features**
- Silvertex fabric - 41335, Sterling
  - Built-in headrest
  - Grey, non-marking, individually locking, single-wheel casters
  - Independent footrest and back operation
  - Removable cover on footrest
  - Infinite back lock







**Spruce™**  
Open Arm | Guest Chair  
Without Arm Caps

**Model Number**  
QK67G1  
\$1,482

**Quickship**  
10 Days to Ship

**Dimensions**  
26¼”D × 23¾”W × 34½”H, 18” seat height

**Features**

- Kiln-dried European beech frame
- Wall-saver legs
- Clean-out
- Unitized interior metal frame
- Adjustable glides
- Optional moisture-barrier on the seat or inside back and seat



**Spruce™**  
Open Arm | Bariatric Chairs  
Without Arm Caps

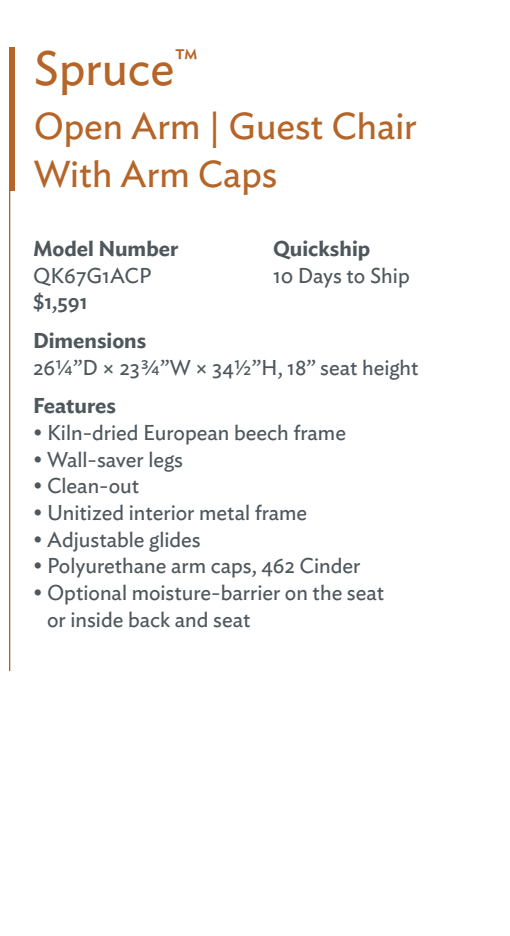
**Model Number**  
QK67B1  
\$2,156

**Quickship**  
10 Days to Ship

**Dimensions**  
26¼”D × 37”W × 34½”H, 18” seat height

**Features**

- Kiln-dried European beech frame
- Wall-saver legs
- Clean-out
- Unitized interior metal frame
- Adjustable glides
- Optional moisture-barrier on the seat or inside back and seat



**Spruce™**  
Open Arm | Guest Chair  
With Arm Caps

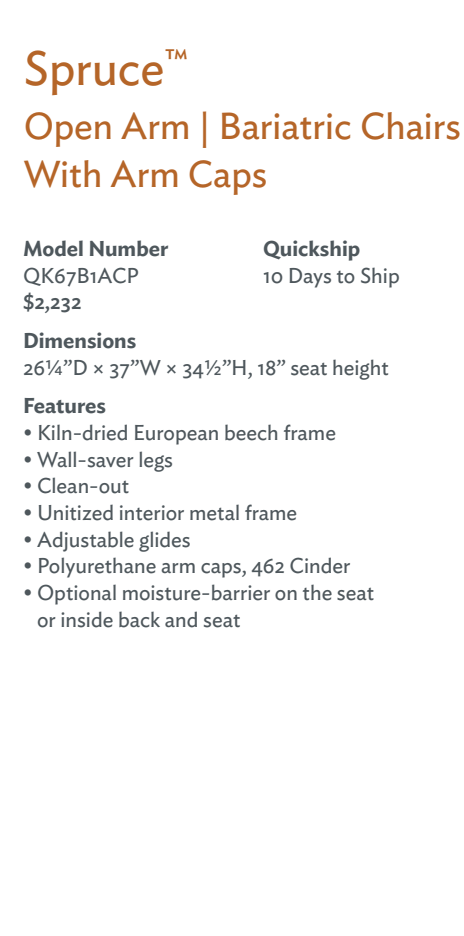
**Model Number**  
QK67G1ACP  
\$1,591

**Quickship**  
10 Days to Ship

**Dimensions**  
26¼”D × 23¾”W × 34½”H, 18” seat height

**Features**

- Kiln-dried European beech frame
- Wall-saver legs
- Clean-out
- Unitized interior metal frame
- Adjustable glides
- Polyurethane arm caps, 462 Cinder
- Optional moisture-barrier on the seat or inside back and seat



**Spruce™**  
Open Arm | Bariatric Chairs  
With Arm Caps

**Model Number**  
QK67B1ACP  
\$2,232

**Quickship**  
10 Days to Ship

**Dimensions**  
26¼”D × 37”W × 34½”H, 18” seat height

**Features**

- Kiln-dried European beech frame
- Wall-saver legs
- Clean-out
- Unitized interior metal frame
- Adjustable glides
- Polyurethane arm caps, 462 Cinder
- Optional moisture-barrier on the seat or inside back and seat





**Spruce™**  
Open Arm | Lounge Chair  
Without Arm Caps

**Model Number**  
QK67L1  
\$1,891

**Quickship**  
10 Days to Ship

**Dimensions**  
28½”D × 25½”W × 30½”H, 18” seat height

- Features**
- Kiln-dried European beech frame
  - Wall-saver legs
  - Spring seat
  - Clean-out
  - Adjustable glides
  - Optional moisture-barrier on the seat or inside back and seat



**Sycamore™ Metal**  
Guest Chair  
With Arm Caps

**Model Number**  
QK68GMR1ACP  
\$1,144

**Quickship**  
10 Days to Ship

**Dimensions**  
25”D × 25½”W × 35”H, 19” seat height

- Features**
- Powder-coated steel frame: platinum metallic
  - Wall-saver legs
  - Clean-out
  - Adjustable glides
  - Polyurethane arm caps, 462 Cinder
  - Optional moisture-barrier on the seat

**Spruce™**  
Open Arm | Lounge Chair  
With Arm Caps

**Model Number**  
QK67L1ACP  
\$2,013

**Quickship**  
10 Days to Ship

**Dimensions**  
28½”D × 25½”W × 30½”H, 18” seat height

- Features**
- Kiln-dried European beech frame
  - Wall-saver legs
  - Spring seat
  - Clean-out
  - Adjustable glides
  - Polyurethane arm caps, 462 Cinder
  - Optional moisture-barrier on the seat or inside back and seat



**Sycamore™ Metal**  
Bariatric Chair  
With Arm Caps

**Model Number**  
QK68BMR1ACP  
\$1,472

**Quickship**  
10 Days to Ship

**Dimensions**  
25”D × 37¾”W × 35”H, 19” seat height

- Features**
- Powder-coated steel frame: platinum metallic
  - Wall-saver legs
  - Clean-out
  - Adjustable glides
  - Polyurethane arm caps, 462 Cinder
  - Optional moisture-barrier on the seat







Tucker™ Health  
Guest Chair  
Without Arm Caps

**Model Number**  
QK53CG1  
\$1,330

**Quickship**  
10 Days to Ship

**Dimensions**  
25”D × 23¾”W × 31¾”H, 18” seat height

- Features**
- Steam-bent, kiln-dried, European beech frame
  - Wall-saver legs
  - Clean-out
  - Nylon glides
  - Optional moisture-barrier on the seat or inside back and seat



Tucker™ Health  
Bariatric Chair  
Without Arm Caps

**Model Number**  
QK53CB1  
\$1,837

**Quickship**  
10 Days to Ship

**Dimensions**  
25”D × 31¼”W × 31¾”H, 18” seat height

- Features**
- Steam-bent, kiln-dried, European beech frame
  - Wall-saver legs
  - Clean-out
  - Nylon glides
  - Optional moisture-barrier on the seat or inside back and seat

Tucker™ Health  
Guest Chair  
With Polyurethane Arm Caps

**Model Number**  
QK53CG1ACP  
\$1,527

**Quickship**  
10 Days to Ship

**Dimensions**  
25”D × 23¾”W × 31¾”H, 18” seat height

**Features**

- Steam-bent, kiln-dried, European beech frame
- Wall-saver legs
- Clean-out
- Nylon glides
- Polyurethane arm caps, 462 Cinder
- Optional moisture-barrier on the seat or inside back and seat



Tucker™ Health  
Bariatric Chair  
With Polyurethane Arm Caps

**Model Number**  
QK53CB1ACP  
\$2,033

**Quickship**  
10 Days to Ship

**Dimensions**  
25”D × 31¼”W × 31¾”H, 18” seat height

**Features**

- Steam-bent, kiln-dried, European beech frame
- Wall-saver legs
- Clean-out
- Nylon glides
- Polyurethane arm caps, 462 Cinder
- Optional moisture-barrier on the seat or inside back and seat





5

## Wren™ Folding Chair

**Model Number** K7oFG1B1 **Quickship** Ships in 5 Days or Less  
\$300

**Dimensions**  
24"D × 23½"W × 33"H, 17½" seat height

- Features**
- Chair: black
  - Folding arms
  - Actual chair weight = 16 lbs.

## Wren™ (Set of 4) Folding Chair

**Model Number** K7oFG1B4 **Quickship** Ships in 5 Days or Less  
\$993

**Dimensions**  
24"D × 23½"W × 33"H, 17½" seat height

- Features**
- Set of 4 Chairs: black
  - Folding arms
  - Actual chair weight = 16 lbs.

## Wren™ Wall Mount Bracket

**Model Number** K7oWMB **Quickship** Ships in 5 Days or Less  
\$30

**Dimensions**  
2¾"D × 1"W × 2"H

- Features**
- Wall-mount bracket: black
  - Screw cover caps

5

## Aidin™ Height-Adjustable Table

**Model Number** 41K1824RT405LL501 **Quickship** Ships in 5 Days or Less  
\$1,080

**Dimensions**  
18"D × 24"W × 28½–44¼"H

- Features**
- Rectangle TFL Top in Designer White (405) with Vinyl Rim
  - Platinum Metallic (501) Height Adjust Base
  - Front Locking Casters
  - Requires some assembly



## Aidin™ Height-Adjustable Table

**Model Number** Q41K1824SRLLP **Quickship** 10 Days to Ship  
\$1,080

**Dimensions**  
18"D × 24"W × 28½–44¼"H

- Features**
- Rectangle TFL Top with Vinyl Rim
  - Platinum Metallic (501) Height Adjust Base
  - Front Locking Casters
  - Requires some assembly



10



CC 5

**Overbed  
Tables**

**Model Number**  
66KOBTUGRTTM2

**Quickship**  
Ships in 5 Days or Less

**Price**  
\$2,912

**Dimensions**  
17"D x 32"W x 28-42"H

**Features**

- Set of 2
- No assembly required
- Rectangle 3DL Top in Hard Rock Maple
- Graphite Grey Steel U-Base
- 1 3/4" Base Height
- Weight Capacity 100 lbs.



CC 5

**Physician/Exam  
Stool**

**Model Number**  
QK72PES

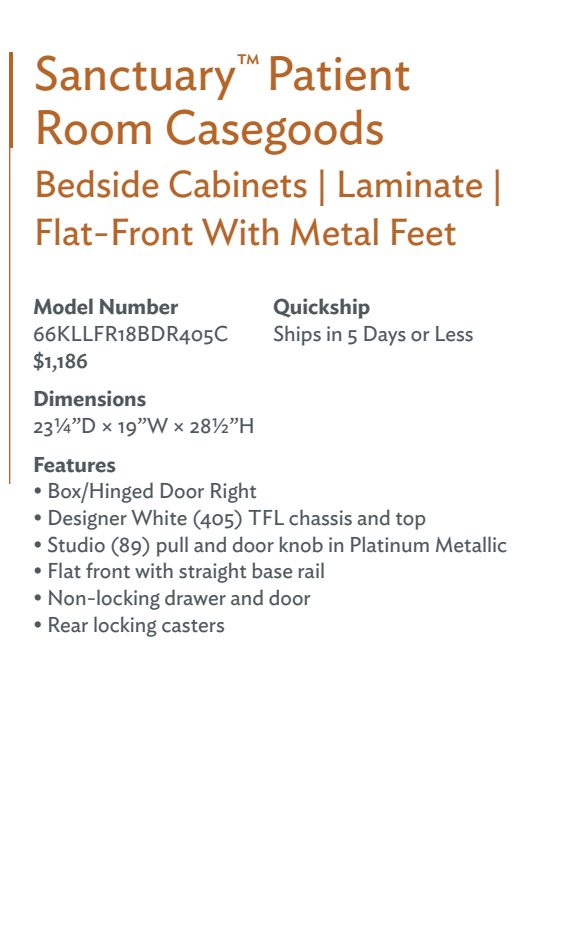
**Quickship**  
Ships in 5 Days or Less

**Price**  
\$354

**Dimensions**  
32 1/4"D x 23 1/2"W x 16 3/4-21 3/4"H

**Features**

- Upholstered, cushioned seat
- Five-star plastic base: black
- Height-adjust lever
- Hard, dual-wheel black casters for carpeted floors
- Optional soft casters for hard floors



**Sanctuary™ Patient  
Room Casegoods**

**Bedside Cabinets | Laminate |  
Flat-Front With Metal Feet**

**Model Number**  
66KLLFR18BDR405C

**Quickship**  
Ships in 5 Days or Less

**Price**  
\$1,186

**Dimensions**  
23 1/4"D x 19"W x 28 1/2"H

**Features**

- Box/Hinged Door Right
- Designer White (405) TFL chassis and top
- Studio (89) pull and door knob in Platinum Metallic
- Flat front with straight base rail
- Non-locking drawer and door
- Rear locking casters



CC 5

**Rolli™ Stool**

**Model Number**  
QV62STBKHCNWFBK

**Quickship**  
Ships in 5 Days or Less

**Price**  
\$725

**Dimensions**  
22 1/4"D x 22 1/4"W x 33-43 3/4"H

**Features**

- Black non-woven upholstery on cushioned seat and back
- Polypropylene back frame and seat in black
- 4° forward seat tilt
- 360° swivel
- 9.8° back tilt
- 1 3/4" back height adjustment
- 5-star base with integrated footrest; black reinforced plastic
- Black, hard dual-wheel casters for carpeted floors
- Polished aluminum footrest with black powdercoated aluminum spokes
- Ships ready to assemble



CC 5





Please reference the price list for material offering and additional details.