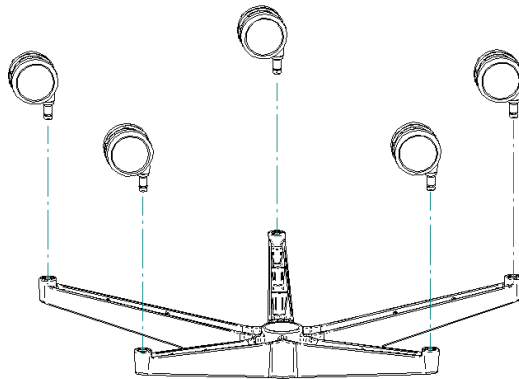


Karid™ Assembly Instruction

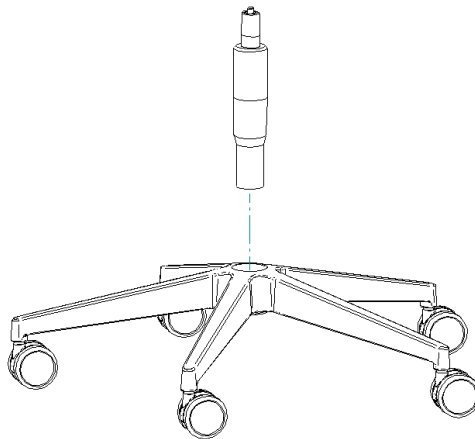
- 1 Insert 5 casters into the aluminum base as shown in Figure A.

Figure A



- 2 Orient the gas lift cylinder as shown and insert the larger end of the cylinder into the hole in the center of the base. Figure B.

Figure B



Product Line

Karid™ Conference Chair

Required Tools

- No tools required

Package Contents

	Qty.
• Arm/Back/Seat assembly	1
• Aluminum base	1
• Gas lift cylinder	1
• Set of five casters	1



Assemble units as described herein only. All screws and bolts must be tightened securely and checked periodically after assembly. Failure to assemble or to secure parts properly may result in assembly failure and personal injury.

Proper product installation, in accordance with these instructions, is the responsibility of the installing agent. If you have any questions concerning these instructions, please call National Customer Service 800.482.1717.

NATIONAL Furniture with Personality™

Telephone 800.482.1717
Fax 812.482.8800
www.NationalOfficeFurniture.com

Part #3475572

Rev -

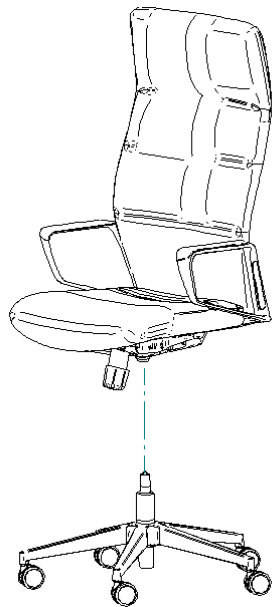
Printed in U.S.A.
© 2022 Kimball International, Inc.

Karid™ Assembly Instruction

3

Carefully position the seat assembly over the gas lift cylinder, aligning the hole in the seat control with the top, smaller end of the cylinder. Press the seat assembly onto the cylinder then sit on the seat to completely mate the components together. While seated, actuate height control lever and remove weight from chair to adjust chair up to comfortable sitting height. Figure C.

Figure C



Assemble units as described herein only. All screws and bolts must be tightened securely and checked periodically after assembly. Failure to assemble or to secure parts properly may result in assembly failure and personal injury.

Proper product installation, in accordance with these instructions, is the responsibility of the installing agent. If you have any questions concerning these instructions, please call National Customer Service 800.482.1717.

NATIONAL Furniture with Personality

Telephone 800.482.1717
Fax 812.482.8800
www.NationalOfficeFurniture.com

Part #3475572

Rev -

Printed in U.S.A.
© 2022 Kimball International, Inc.