

Kolo Pod & Om Pod Decals

HOW-TO GUIDE



NATIONAL®



Personalize your pod.

Want to bring your unique brand identity to your Kolo Pod and Om Pod? With custom decals, the possibilities are endless! Simply provide your preferred decal printer with the dimensions of your pod, and dream up the design of your choice. Make a statement and increase the visual privacy of your pod by adding custom decals.

What's in a name?

National makes it easy to give pods personality. Utilize custom decals to give your conference rooms clever names so people can easily book meetings, make phone calls, or just take a break from the open office.

Example of frosted panels at 5% opacity, over $\frac{2}{3}$ of the glass, covering three panels with a die-cut logo in clear.

Show off your company culture.

Identify the uses for each Kolo Pod or Om Pod—like brainstorming or taking calls—to inspire your team to spend time away from their desks.

1. Example of a full-glass custom print at 20% opacity.
2. Example of front glass with a custom die-cut decal at 20% opacity. Side panel shows die-cut decal.

1.



2.



Make a brand statement.

Use a decal to show off your brand's logo and enhance privacy. With a full privacy option, you can create a comfortable and private lactation room.

This full privacy option for Kolo 2 Pod shows a full-glass custom print over six glass panels at 20% opacity.



Custom Decal Placement



Full

Go all out with a completely custom decal.



Partial

Provide visual privacy with partial coverage.



Logo

Keep it simple with a logo or name.



Side

Make a statement with a pop of color.

To comply with fire safety requirements, we recommend a gap for any full coverage, full opacity pod designs.




Custom Decal Placement

Apply a wrap in your brand colors and make your Kolo Pod or Om Pod stand out.

Create Visual Privacy

Custom decals are available in three levels of opacity, so you can achieve the desired amount of visual privacy for your pods.



5% Opacity

Our Recommendation. People and objects inside of the pod appear frosted. Ideal for collaborative spaces where full privacy is not required.



10% Opacity

This increased opacity offers a medium level of translucency, allowing only the outlines of shapes and colors to be seen.



20% Opacity

Our most private solution is ideal for confidential meetings or lactation rooms, allowing no visibility into the Kolo Pod or Om Pod.

Placement Guide

Decals can be placed in a variety of locations for maximum flexibility. National pods can be personalized to meet any need.

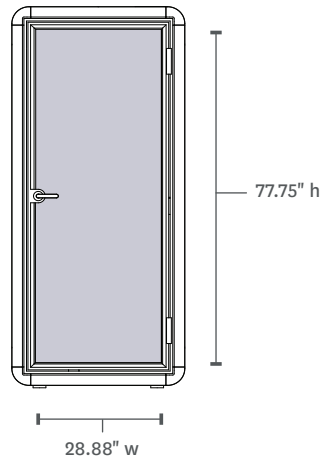


Kolo 1 and Kolo 1+

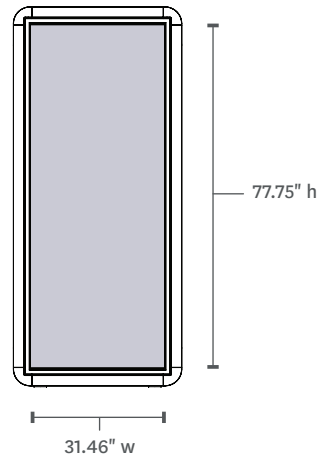
The exterior of the pod is made of anodized steel, while the doors are made of tempered glass.

We recommend a bubble-free vinyl wrap that can be used on powdercoated steel and glass.

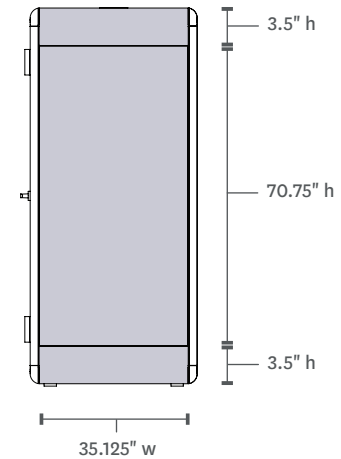
KOLO 1 FRONT



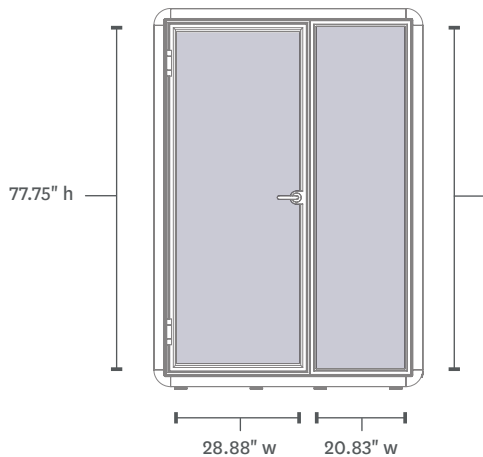
KOLO 1 BACK



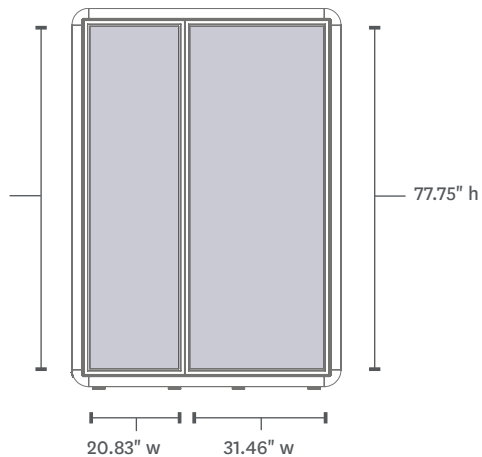
KOLO 1 SIDES



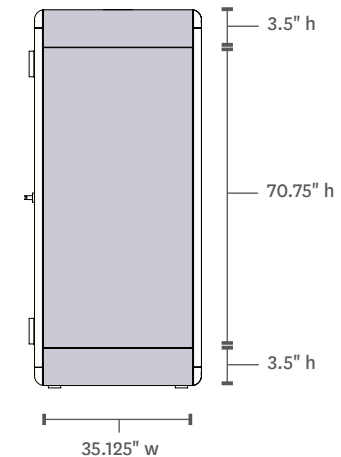
KOLO 1+ FRONT



KOLO 1+ BACK



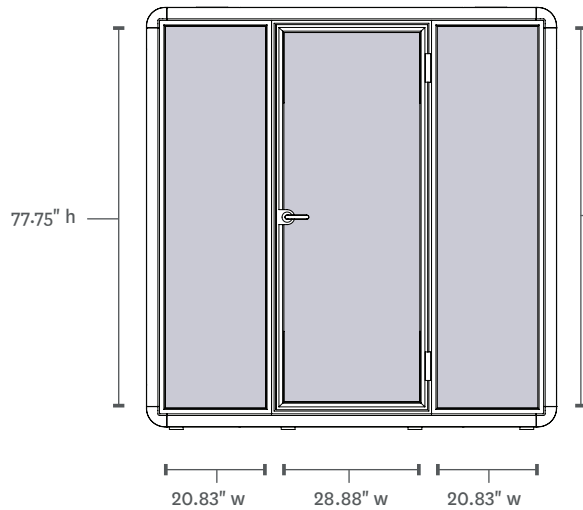
KOLO 1+ SIDES



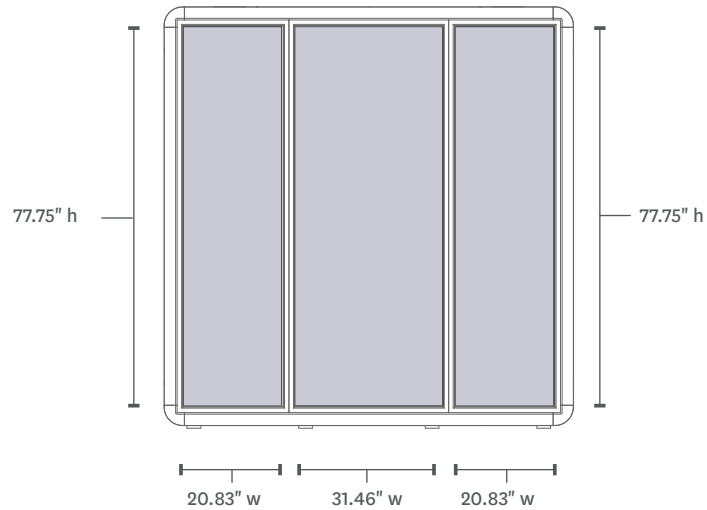
Kolo 2, 4, 6

The exterior of the pod is made of anodized steel, while the doors are made of tempered glass.
We recommend a bubble-free vinyl wrap that can be used on powdercoated steel and glass.

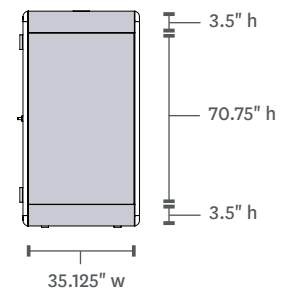
KOLO 2, 4, and 6 FRONT



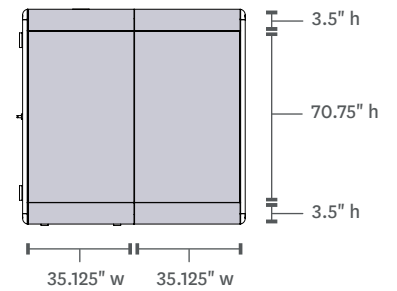
KOLO 2, 4, and 6 BACK



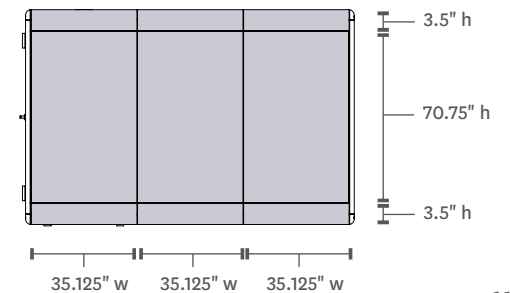
KOLO 2 SIDES



KOLO 4 SIDES

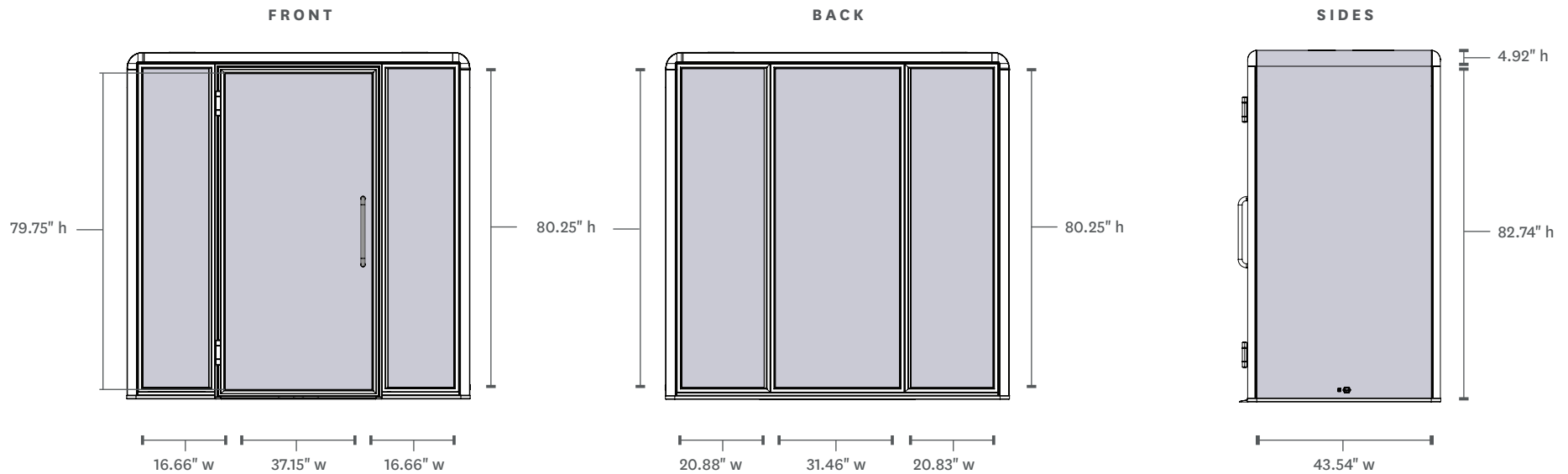


KOLO 6 SIDES



ADA-Compliant Kolo 2

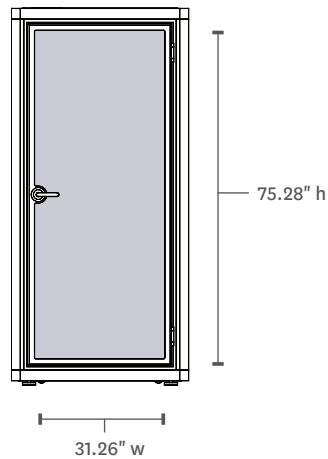
The exterior of the pod is made of anodized steel, while the doors are made of tempered glass. We recommend a bubble-free vinyl wrap that can be used on powdercoated steel and glass.



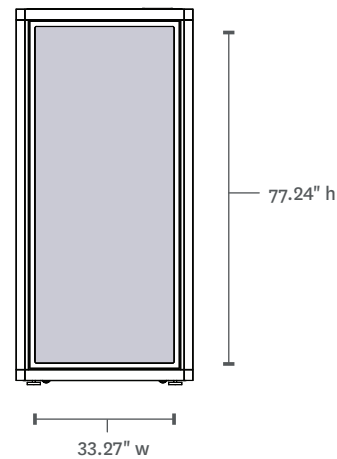
Om Sit and Om Stand

The exterior of the pod is made of anodized steel, while the doors are made of tempered glass. We recommend a bubble-free vinyl wrap that can be used on powdercoated steel and glass.

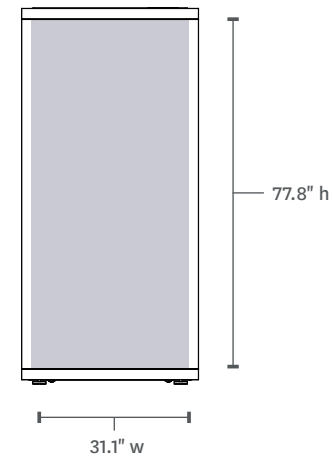
OM STAND FRONT



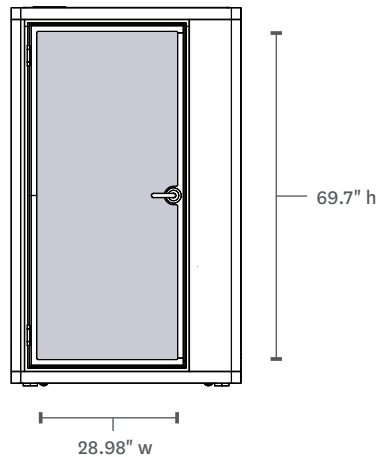
OM STAND BACK



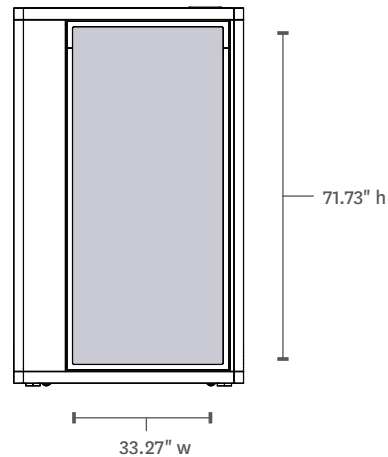
OM STAND SIDES



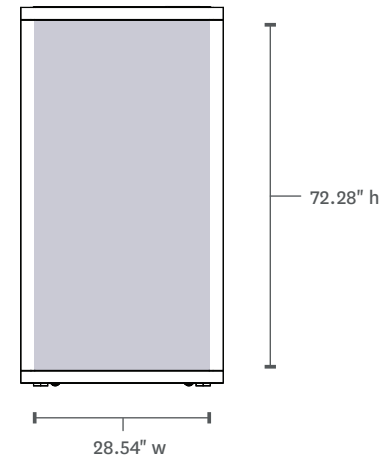
OM SIT FRONT



OM SIT BACK



OM SIT SIDES



NATIONAL®

800.482.1717

kimballinternational.com

©2023 Kimball International, Inc.

All rights reserved.

NLBPODDEC23