

## Assembly Instruction

### Waveworks

### Package Contents

#### Components..... Qty

Metal Storage Cabinet	1
Counterweight Box	1
Z-Bracket w/tape	4

#### Tools Required

Box Cutter/Utility Knife  
Pliers

# NATIONAL

Furniture with Personality\*

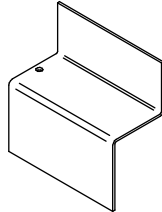
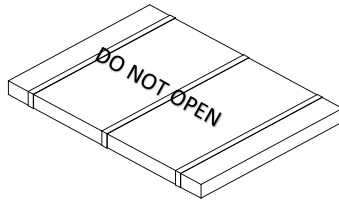
Telephone 800.482.1717  
Fax 812.482.8800  
[www.NationalOfficeFurniture.com](http://www.NationalOfficeFurniture.com)

Part # 3637780  
Rev. A

Printed in U.S.A.  
© 2023 Kimball International, Inc.

**1**

Using a knife, open counterweight box and remove components shown in **Figure A**. **NOTE: Do Not Open box with DO NOT OPEN sticker.**



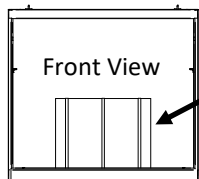
**Figure A**

**2**

Remove drawers from freestanding unit. Refer to their respective AI's for removal of each drawer.

**3**

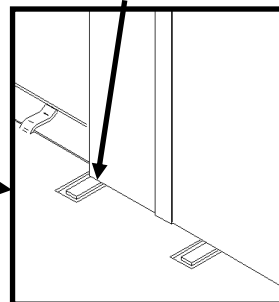
Place the counterweight cardboard box with sticker and plastic straps inside the freestanding unit vertical on the back frame leaning up against the back panel. **Note: the longest side lays down. See Figure B.**



Counterweight

Lat Files

Fold tabs up



**4**

If lateral file model, use step 5. All other models use a set-in-place counterweight. Skip to step 6.

Proper product installation, in accordance with these instructions, is the responsibility of the installing agent. If you have any questions concerning these instructions, please call National Customer Service 800.482.1717.

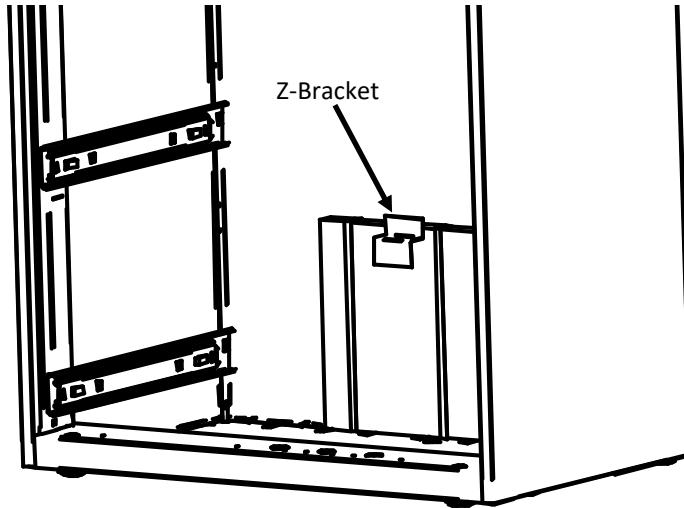
## Assembly Instruction

5

Lateral file assembly, **refer to Figure B**, after placement of counterweight box, metal tabs must be folded back using a pliers to secure bottom side of counterweight box.

6

Remove tape backer from z-bracket and place centered above cardboard box, holding counterweight in place. **See Figure C.**



7

Slide drawers back into place, refer to respective AI.

## Waveworks

### Package Contents

#### Components..... Qty

Metal Storage Cabinet	1
Counterweight Box	1
Z-Bracket w/tape	4

#### Tools Required

Box Cutter/Utility Knife  
Pliers

# NATIONAL

Furniture with Personality®

Telephone 800.482.1717  
Fax 812.482.8800  
[www.NationalOfficeFurniture.com](http://www.NationalOfficeFurniture.com)

Part # 3637780  
Rev. A

Printed in U.S.A  
© 2023 Kimball International, Inc.

Proper product installation, in accordance with these instructions, is the responsibility of the installing agent. If you have any questions concerning these instructions, please call National Customer Service 800.482.1717.