

# Candlewood Suites

*Preferred Supplier*



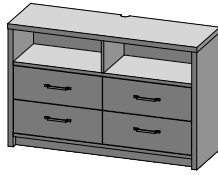
# Candlewood Suites

Slate Scheme 16

Rust Scheme 17



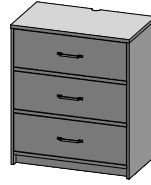
**Nightstand**  
3929A04AXX  
CG-207  
23 3/4 x 18 x 28



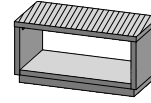
**Dresser**  
3929A01BXX  
CG-208  
56 x 18 x 36



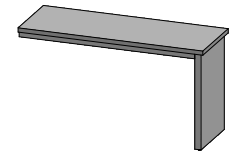
**Dresser**  
3929A01CXX  
CG-209  
33 x 20 x 41



**Dresser**  
3929A01DXX  
CG-252  
36 x 21 x 42



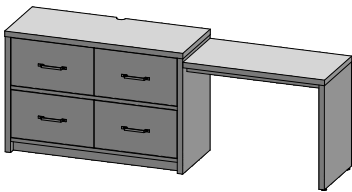
**Coffee Table**  
3929A15BXX  
CG-224  
36 x 18 x 18



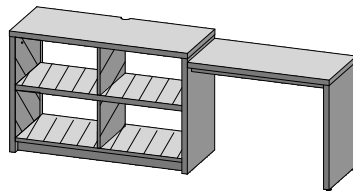
**Eating Counter (K/D)**  
3929A07AXX  
CG-261  
66 x 24 x 36

**Nightstand Queen ADA**

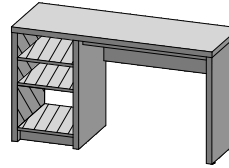
3929A04BXX  
CG-212  
30 x 18 x 28



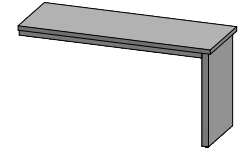
**Desk Dresser ADA**  
3929A05BXX  
CG-210  
88 x 20 x 33




**Desk TV Stand**  
3929A05CXX  
CG-211  
88 x 20 x 33



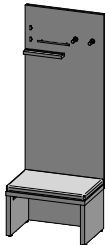
**Desk**  
3929A05AXX  
CG-213  
54 x 19 1/2 x 30 1/2



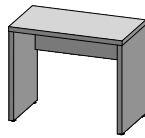
**Eating Counter ADA (K/D)**  
3929A07BXX  
CG-262  
66 x 24 x 34



**Wardrobe ADA**  
3929A03AXX  
CG-214  
30 x 24 x 84



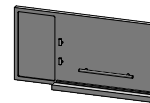
**Mud Room**  
3929A35DXX-A/B  
CG-223  
28 x 20 3/8 x 75 3/4




**Desk (K/D)**  
3929A05EXX  
CG-253  
36 x 20 x 30



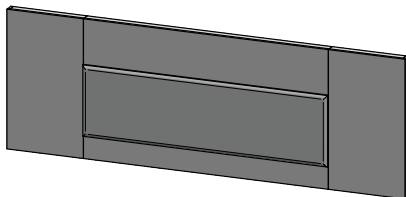
**Coat Hooks**  
3929A60AXX  
CG-807  
15 x 3/4 x 6



**Mail Center**  
3929A35AXX  
CG-806  
30 x 4 x 15



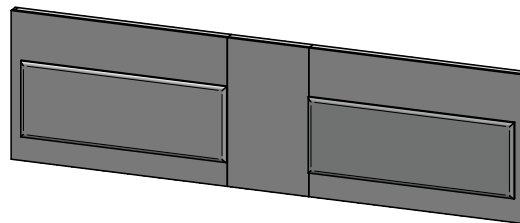
**C-Table**  
3929A16CXX  
CG-222  
19 x 13 x 27 1/2



**King Headboard**  
3929A12AXX  
CG-200  
123 1/2 x 4 1/4 x 43

**Queen Headboard**  
3929A11CXX  
CG-250  
111 1/2 x 4 1/4 x 43

**Headboard Bottom Panel**  
3929A11DXX  
CG-251  
23 3/4 x 3 x 19 1/4



**Queen/Queen Headboard**  
3929A11AXX  
CG-201  
149 3/4 x 4 1/4 x 43

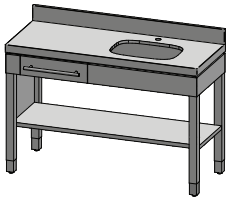
**Queen/Queen Headboard**  
3929A11BXX  
CG-202  
161 3/4 x 4 1/4 x 43

**Double/Double Headboard Reno**  
3929A10AXX  
CG-257  
137 3/4 x 4 1/4 x 43

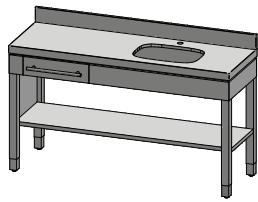
# Candlewood Suites

Slate Scheme 16

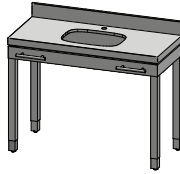
Rust Scheme 17



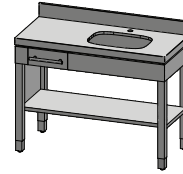
**Vanity** (left shown)  
3929A21AXXLA/LB  
3929A21AXXRA/RB  
CG-215  
51 x 20 x 38



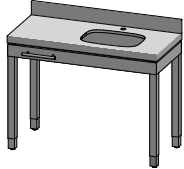
**Vanity** (left shown)  
3929A21CXXLA/LB  
3929A21CXXRA/RB  
CG-216  
60 x 20 x 38



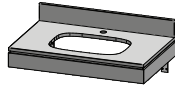
**Vanity ADA**  
3929A21DXX  
CG-217  
45 x 20 x 38



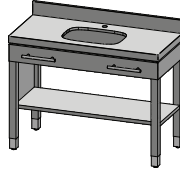
**Vanity** (left shown)  
3929A21EXXLA/LB  
3929A21EXXRA/RB  
CG-254  
45 x 20 x 38



**Vanity ADA**  
3929A21NXX  
CG-258  
45 x 20 x 38

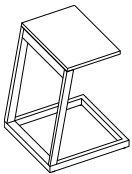


**Vanity**  
3929A21FXXA/B  
CG-255  
32 x 20 x 8 1/2

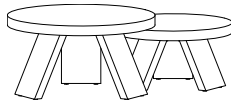


**Vanity** (left shown)  
3929A21KXXLA/B  
3929A21KXXRA/B  
CG-254C  
45 x 20 x 38

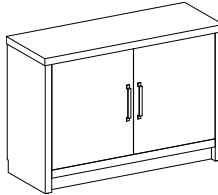
## Public Space



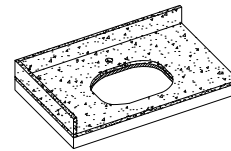
**C-Table**  
3929A16E30  
CP-200  
18 x 18 x 24



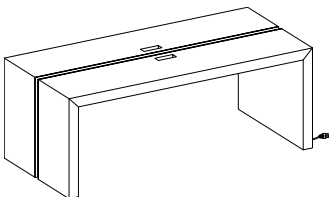
**Nesting Tables**  
3929A15A30  
CP-201  
30 x 30 x 16



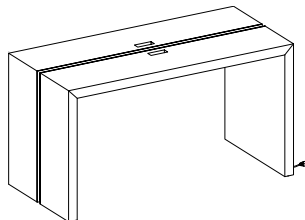
**Console at Reception**  
3929A34A30  
CP-251  
51 x 18 x 35 1/8



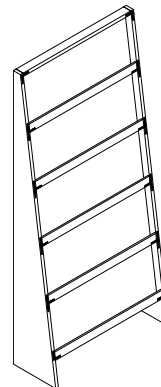
**ADA Vanity**  
3929A21B23  
CP-209  
39 x 24 x 3



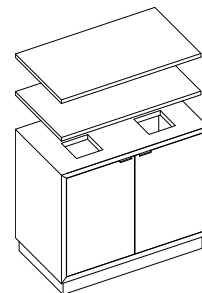
**Communal Table**  
Dining Height  
3929A20A30  
CP-202  
78 x 36 x 30



**Communal Table**  
Bar Height  
3929A20B30  
CP-203  
78 x 36 x 42



**Magazine Rack**  
3929A35E30  
CP-250  
32 x 12 3/4 x 72



**Towel Tower**  
3929A35C30  
CP-210  
40 x 21 x 63

Kimball® Hospitality

www.kimballhospitality.com  
800.634.9510