

# The Bladerunner



**P.O. Box 1838, Thousand Oaks, California 91358-0838**

**October 2019**

## President's Message



It's October already, which means several things to CVWA woodworkers. First of all, our annual auction will be held at this month's meeting, which is this coming Thursday, October 3<sup>rd</sup>. Bring any tools or other items you'd like to donate to the club. This auction is one of our major fund-raisers, so we need everyone's participation.

Our auctioneer, the talented Brad Ormsby, will lend his pear-shaped tones to shake the last penny out of your pocket for the club. And, those of you that volunteered to help, please step up and do so. We need your strength to move auctioned items. We need your clerical skills to help keep track of the bids.

Another Autumn reminder: the November meeting will feature the annual turning in of wooden toys made by members. I've had a sneak peek at some impressive helicopters that will be the pride of any little child. The Ventura County Sheriff's Department is looking forward to getting our toys. They meet kids who are probably having one of the worst days in their lives – either as victims or as innocent bystanders in criminal or traumatic situations. The toy you make will help that little one to wipe away their tears and be distracted from all the trouble that is swirling around them. Making and donating these toys is something about which we can all feel a sense of deep pride – we're using our skills to make the world a better place for a child. It doesn't get any better than that!

Last month, I put out a call for volunteers to participate in the running of the club. Now, I'm going to ask for two specific volunteers. We have two positions that need to be filled. Our treasurer, Loren Stone, is retiring, with the thanks of the club for his efforts at keeping our finances straight. Also, Ed Reed, our Director of Communications, is also stepping back from his position due to heavy demands from his work. He's been very helpful to the Board, and we are grateful for his assistance.

In order to replace these two Board members, I'm looking for two volunteers with particular interests.

If you want to make sure that the club's funds are accounted for, we need you. If numbers are your thing, and your checking account balances every month, we definitely need you.

The second position also requires some special interest in the club's electronic communications such as the Whoozin program for announcing events and checking to see who is coming to them. If you are interested in this position, please contact Ed Reed to learn more about it, and then let me know that you want to volunteer.

If you can fill either of these special positions, or know of someone who can, I'm eager to hear from you. As the basset hound said, I'm all ears.

**(President's Message continued on next page)**

There are so many ways that CVWA members can help to keep the organization running smoothly. I encourage you to step up and speak up. We welcome your participation for the upcoming year. Our club is a little like the Chinese lion dance that celebrates the Chinese New Year festival. It takes lots of dancers to make the lion dance, each of them holding up their particular part of the lion. Don't sit on the sidelines, jump in and help the lion to dance.

*Deena*

Deena Case-Pall  
President  
Conejo Valley Woodworkers Association

## Events Calendar

- Oct 3** -- Monthly Meeting: 7:00PM, **Annual Action**
- Oct 8** -- Just Coffee get-together 10:00am to 11:30am Oaks Mall Food Court
- Oct 16** -- CVWA Breakfast, 8:30 am, Pickles Newbury Park, 1940 Newbury Road
- Oct 17** -- CVWA Board of Director's Meeting 7:00 PM to 9:00 PM President's home
- Oct 25** -- CVWA Breakfast 9:00 AM to 10:00 AM Denny's Camarillo
- 
- Nov 7** -- Monthly Meeting: 7:00PM, Program: Toy Drive Turn-In & Shop First Aid presented by Will Robbins; Challenge: Making a box
- Nov 12** -- Just Coffee get-together 10:00am to 11:30am Oaks Mall Food Court
- Nov 20** -- CVWA Breakfast, 8:30 am, Pickles Newbury Park, 1940 Newbury Road
- Nov 21** -- CVWA Board of Director's Meeting 7:00 PM to 9:00 PM President's home
- Nov 22** -- CVWA Breakfast 9:00 AM to 10:00 AM Denny's Camarillo
- 
- Dec 7** -- **Holiday Party (more information to follow)**
- Dec 10** -- Just Coffee get-together 10:00am to 11:30am Oaks Mall Food Court
- Dec 18** -- CVWA Breakfast, 8:30 am, Pickles Newbury Park, 1940 Newbury Road
- Dec 19** -- CVWA Board of Director's Meeting 7:00 PM to 9:00 PM President's home
- Dec 27** -- CVWA Breakfast 9:00 AM to 10:00 AM Denny's Camarillo
- 
- Jan 9** -- Monthly Meeting: 7:00PM, Program: Scroll Saw demonstration by Dan Gallo
- Jan 14** -- Just Coffee get-together 10:00am to 11:30am Oaks Mall Food Court
- Jan 15** -- CVWA Breakfast, 8:30 am, Pickles Newbury Park, 1940 Newbury Road
- Jan 16** -- CVWA Board of Director's Meeting 7:00 PM to 9:00 PM President's home
- Jan 24** -- CVWA Breakfast 9:00 AM to 10:00 AM Denny's Camarillo
- 
- Feb 6** -- Monthly Meeting: 7:00PM, Program: Board Elections & Router presentation by Arlen Handberg; Challenge: A toy
- Feb 8** -- Scrollsaw workshop (*more information to follow*)
- Feb 11** -- Just Coffee get-together 10:00am to 11:30am Oaks Mall Food Court
- Feb 19** -- CVWA Breakfast, 8:30 am, Pickles Newbury Park, 1940 Newbury Road
- Feb 20** -- CVWA Board of Director's Meeting 7:00 PM to 9:00 PM President's home
- Feb 28** -- CVWA Breakfast 9:00 AM to 10:00 AM Denny's Camarillo

## September Program

Joinery by **Dave Seidler**. Dave is an amazing presenter! His knowledge and skill are such an asset to the Club!



## September Challenge – Wooden Trivets

**Bill Battocchio:** Beautiful!




**Dan Waingrow:** The Scrollsaw Master!



## Show & Tell

**Brian Bastow: Mr. Zen!**



**Bill Battocchio: Another Masterpiece!**



**Stephen Case-Pall: Wow!**



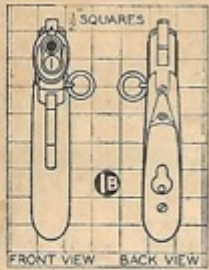
**Arlen Handberg: Wow x 2!**



*Does anybody really know what time it is?*

The following three-pages show the scale plan for making a model of the Winchester 73, lever-action rifle. I still have the model I made when I was in my early teens. You can scale it to full size if you like. I am sending the three pages of the old magazine to my grandson.



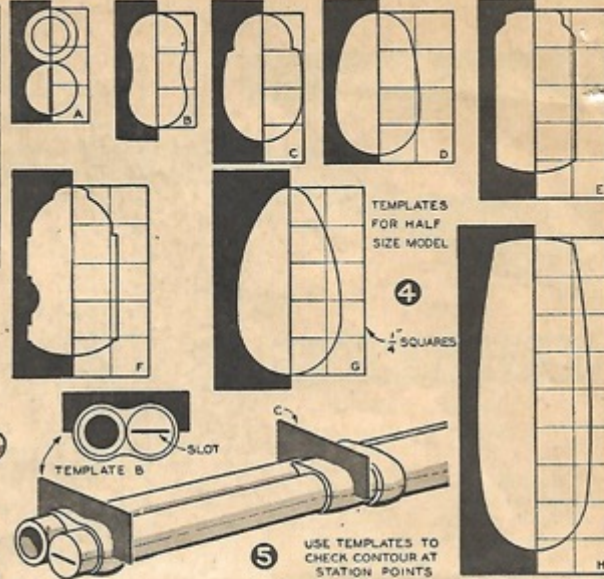


WHITTLE ACROSS END OF GRAIN NEVER INTO IT



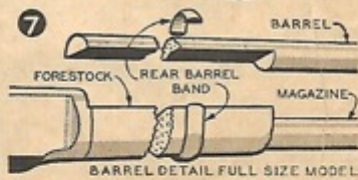
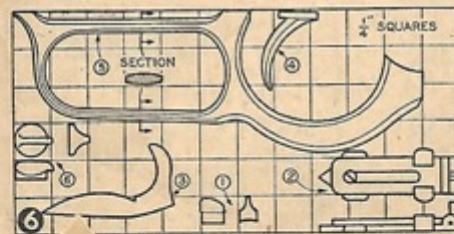
shooting history.

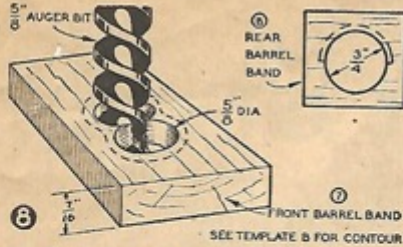
This project is a half-size model of the Winchester 73 carbine. Start by ruling  $\frac{1}{4}$  in. squares on a 1 x 4 x 20 in. piece of clear white pine. Next, transfer the gun pattern (Figs. 1 through 2) to the wood, then drill holes through the wood to be cut away to make the trigger guard and lever openings. Put the blade of your jig or coping saw through these holes and cut out the openings before cutting out the gun blank. Cut out the blank with a jig or coping saw (Fig. 2), leaving a little material around the outline for



finishing. Notice that the hammer and sights extend well above top of barrel.

Draw a centerline around the blank (Fig. 2-A) to help you keep the model symmetrical. Use an X-acto knife set with a whittling blade or a pocket knife, keeping the blade very sharp. Always whittle across the end of the grain (or with the grain), never into it, to avoid splitting the wood or taking off more than you want to (Fig.





3). While you are working, check the contours at the station points shown in Fig. 1 with templates (Figs. 4 and 5) and, as before, leave a little extra material for sanding and finishing. Work from the stock toward the muzzle, whittling the large areas first and leaving the delicate areas and details till last. If you wish, make hammer, sights, trigger, trigger guard and lever and lever stock (Fig. 6) separately and glue onto the model after finishing. Make ring on left side of gun from a piece of 12 ga. wire bent into a circle around a 3/8 in. dowel or pipe and fastened with a small wire fence staple. It may be omitted if the model is to be mounted permanently on a plaque.

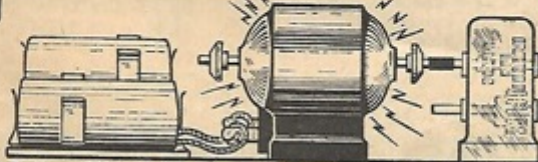
To make the gun full-size, double all dimensions and the size of the squares on the layout. Make barrel and magazine separately, also all the small parts. Make magazine from a piece of

3/8 in. dowel 11 in. long. Drill a 5/8 in. hole 1 in. deep in forestock to receive magazine. Turn barrel (Fig. 7) on a lathe, tapering it from 7/8 in. dia. to 5/8 in. dia. at the muzzle. Saw barrel along its axis from breech end for a distance equal to length of forestock. Glue magazine in place and glue barrel on top of forestock and magazine. To make front barrel band (Fig. 8), drill two 5/8 in. holes tangent to each other in a piece of wood 7/16 in. thick, then whittle to shape. Make rear barrel band by drilling a 3/4 in. hole and carving just half a ring (lower part of band is whittled with forestock), and then gluing in place.

Finish model by staining stock and forestock with a walnut stain and painting the metal parts a gun-metal blue (made by mixing equal parts of black and light blue enamel). The cartridge carrier is brass. To make it, set in a piece of brass cut to the proper shape, or use the brass-colored plating on the inside of a tin can. After the paint has dried thoroughly, go over it with fine steel wool or ordinary kitchen cleanser to remove the gloss. The finish should be dull but not flat. Then mount model on a light wood plaque, preferably birch. If desired, model can be given a natural finish and mounted on a mahogany or walnut plaque.

• Craft Prints in enlarged size for making model guns are available at 50c each. Order by number, enclosing remittance (no C.O.D.'s) from SCIENCE AND MECHANICS, 459 E. Ohio St., Chicago 11, Ill.

# POWERFUL MOTOR



It's Entirely SAFE! It's EDUCATIONAL! It's More FUN Than a Barrel of Monkeys!

Look Fellows! Here's The Neatest, Strongest Little Real Electric Motor You've Ever Seen!

This amazing new miniature D.C. Electric Motor looks and runs just like a big one! Yet it's so tiny you can hold it in the palm of your hand. Slickest little power unit ever made to run your model boats, planes, cars, trucks, tractors, trains, drawbridges, cranes, turntables, fans—or whatever else you want to make GO with the flip of a switch! Motor and multi-ratio gear box and gears come to you—ready to purr with smooth power the minute you hook it up! Measures only 1x1x1 1/4 inches; weighs only an ounce. Turns up close to 7,000 r.p.m.'s! REVERSES instantly, too! Motor is in durable housing. Comes complete with batteries, transparent plastic gear box—PLUS ten extra gears—pulleys for working ratios—up to 80-to-1.

ONLY \$2.98

many different ways you can hitch it up to run things—with gears, direct-drive, or with pulleys and "belt-drive" arrangements. There's no end to its uses! Be the first in your crowd to own this powerful new MIGHTY MIDGET Motor!

Mail coupon, NOW, without any money. Or (if coupon has already been clipped by someone else, before you) simply send \$2.98 as payment in full for motor and complete outfit sent POSTPAID as described above to: Imperial Sales Co., 480 Lexington Ave., New York 17, N. Y. Money back if you are not fully satisfied and return outfit within 10 days.

IMPERIAL SALES CO., Dept. 735  
480 Lexington Ave., New York 17, N. Y.

Rush me the "whole works" at once. I will pay postman only \$2.98, plus few cents postage, as payment in full.

NAME \_\_\_\_\_  
ADDRESS \_\_\_\_\_  
CITY \_\_\_\_\_ STATE \_\_\_\_\_

( ) SAVE POSTAGE! Check here if you are ENCLOSED \$2.98 as payment in full, in which case we will pay postage. Some money-back guarantee applies, of course!

## Gun Box

Stephen Case-Pall's amazing gun case shows his mastery of many skills. Great work Stephen! The guns aren't bad either!



## New Rules on Rosewood

CITES (the Convention on International Trade in Endangered Species) protects endangered plants and animals. In late August, *National Geographic* reported that the body has reached a new decision on the transportation of rosewood (various samples shown below). While the most pressure on the resource is from Chinese furniture factories, luthiers also treasure the wood for its tonal qualities and aesthetics. The magazine reports that rosewood is the world's "most trafficked wild product by value as well as by volume". The Conference has accepted a proposal that would allow certain exemptions, including finished musical instruments and component parts that contain rosewood. Other finished rosewood products, such as small handicrafts, would also be exempt. The idea here is to add a little common sense to regulations, making them more enforceable for non-exempt trade such as Chinese replica antique furniture.



## Board Members

### Elected Officers

President	Deena Case-Pall	(805) 229-1559	president@cvwa.org
Board Member	Loren Stone		
Board Member	Mike Gorn	(805) 265-6150	mcgorn@roadrunner.com
Board Member	Stephen Case-Pall	(805) 603-9394	tschako666@gmail.com
Communications	Ed Reed		communications@cvwa.org
Membership	Rob Wilson	(805) 484-1070	membership@cvwa.org
Past President	Arlen Handberg	805-527-0211	

### Appointed Positions

Auction	Will Robbins	(805) 241-7984	robbinswill@yahoo.com
Editors	Tom & Sharon Welz	(805) 630-1299	editor@cvwa.org
Librarian			
Mentor Program	Dave Seidler	(805) 491-2599	
Photographer	Aubrey Grey		cvwa9@aagrey.net
Raffle	Bill Aurand	(805) 231-9656	rubberlegs@sbcglobal.net
Raffle	Rande Bence	(805) 349-5507	
Refreshments	Willard Anderson	(805) 484-3985	<a href="mailto:willardanderson805@gmail.com">willardanderson805@gmail.com</a>
Silent Auction	Stephen Case-Pall	(805) 603-9394	<a href="mailto:tschako666@gmail.com">tschako666@gmail.com</a>
Sound	Randy Spengler		
Toy Project			
Webmaster	Randy Spengler		webmaster@cvwa.org