An aerial satellite view of a coastal region, likely a delta or archipelago, showing islands, waterways, and land. The water is a deep blue, and the land is a mix of green and brown. The text is overlaid in the center.

Gender equality and donor finance  
in the Decade of Action:  
What you need to know

# The DONOR TRACKER supports evidence-based advocacy for global development

[www.donortracker.org](http://www.donortracker.org)

Free, independent website with **Donor Profiles** featuring **analyses of 14 major OECD donors** and their **ODA flows**

**Six sectors:** global health, global health R&D, agriculture, nutrition, climate finance, and gender equality

**Data-driven insights** on strategic priorities, funding trends, decision making structures, budget process and breakdown, and more

Weekly **policy updates** on policy & financing trends provided by our network of consultants based in donor capitals

**Partner Perspective** pieces offering viewpoints from others in the global development space

Regular cross-donor **Insights reports** on latest trends, including new gender-related Insights bundle



# ONE – A global movement campaigning to end extreme poverty and preventable disease in the world

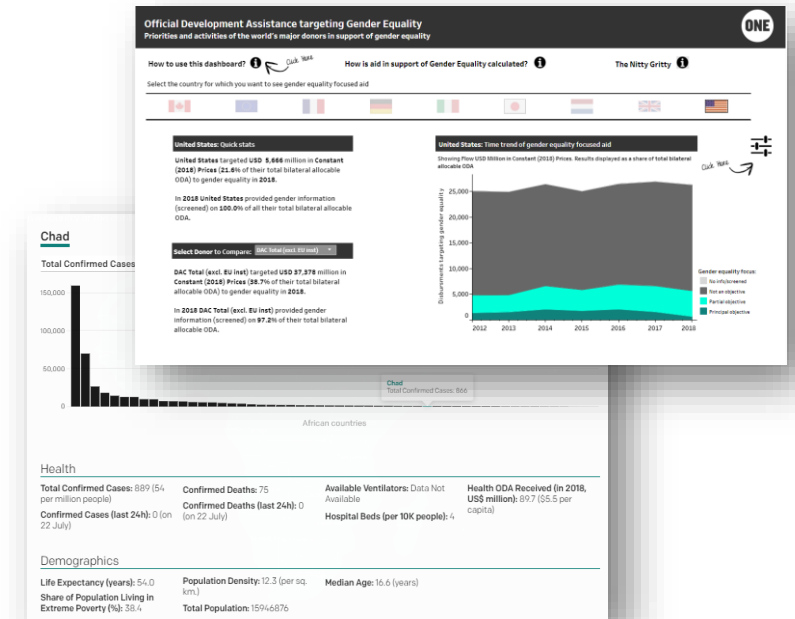
ONE is a global movement campaigning to end extreme poverty and preventable disease by 2030, so that everyone, everywhere can lead a life of dignity and opportunity

ONE believes in the necessity of tackling the root causes of poverty and inequality; with gender equality at the core of several of these.

Data is key to achieving development outcomes, and ONE promotes this by sharing bespoke data tools to serve the community; such as the ONE Gender Aid Dashboard, the ONE Debt Dashboard, and the ONE ODA Dashboard

Visit the **ONE Campaign at Tableau Public to view these, or ONE.org** to see the **ONE Africa COVID-19 Tracker**.

[www.one.org](http://www.one.org)





## Tracking donor finance to gender equality

---

## Why track donor finance for gender equality?

- Globally, **US\$160 trillion of human capital wealth is lost due to gender inequality**, equivalent to roughly 2 times global GDP today
- Currently, **no country in the world is on track to achieve gender equality by 2030**, the target date for the Sustainable Development Goals
- **Global Economic growth, peace, stability, and security are impossible** if we leave half the world's population behind
- **COVID-19 has had severe implications for women**, exacerbating existing inequalities
- **Women deserve equal rights**

---

## How do we track development finance towards gender equality?

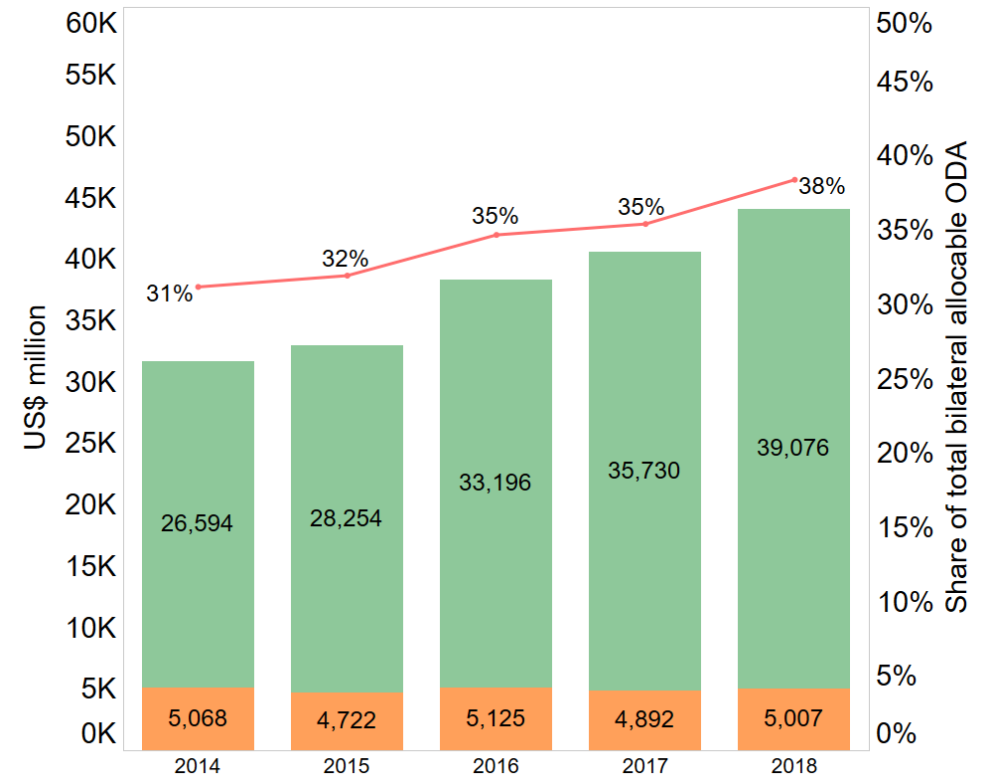
Funding towards gender equality tracked through set of policy markers known as the Gender Equality Policy Marker, using a three-tiered scale.

- **0 – Not Targeted:** Project has been screened against markers, gender equality is not an objective
- **1 – Significant objective:** Gender equality is an important and deliberate objective, but not the principal reason for undertaking the project
- **2 - Principal Objective:** Gender equality is main objective of project, fundamental in design and expected results. Project would not have been undertaken without gender equality objective
- The Gender Marker is the only common tool for DAC members to track development assistance for gender equality, but self-reporting leads to inherent issues

# Larger shares of development assistance are being allocated to gender equality, but screening against the policy marker declined in 2018

- **38% of bilateral allocable ODA targeted gender equality**; increasing steadily from 31% in 2014
- **Increases entirely allocated to projects with a significant objective on gender equality**; funding while those with a principal objective have stagnated
- **Screening against the gender markers dropped to 93%**, down from 97% in 2017

Bilateral ODA principal or significant gender equality focus, OECD CRS, all DAC donors, 2014-2018

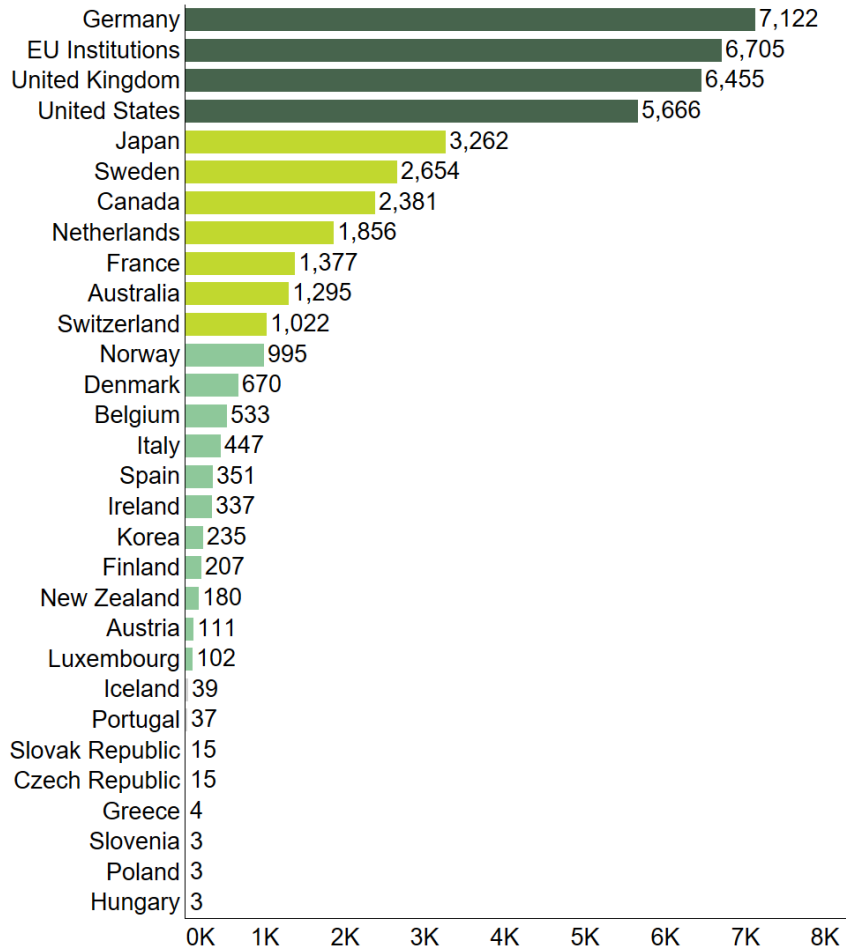


Principal Significant — % of bilateral allocable ODA

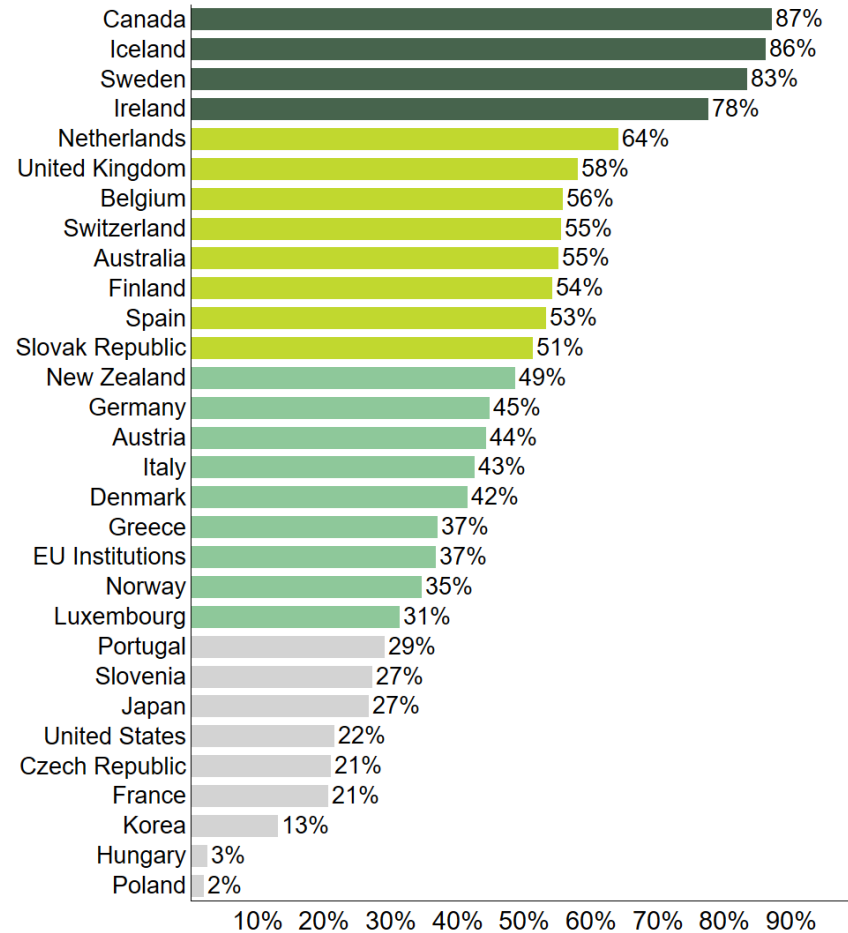
Data from OECD CRS, 2014-2018. All subsequent charts are from this source.

# While Germany is the largest donor in absolute terms, Canada, Iceland and Sweden contribute the most in relative terms

## Total funding to gender equality, 2018



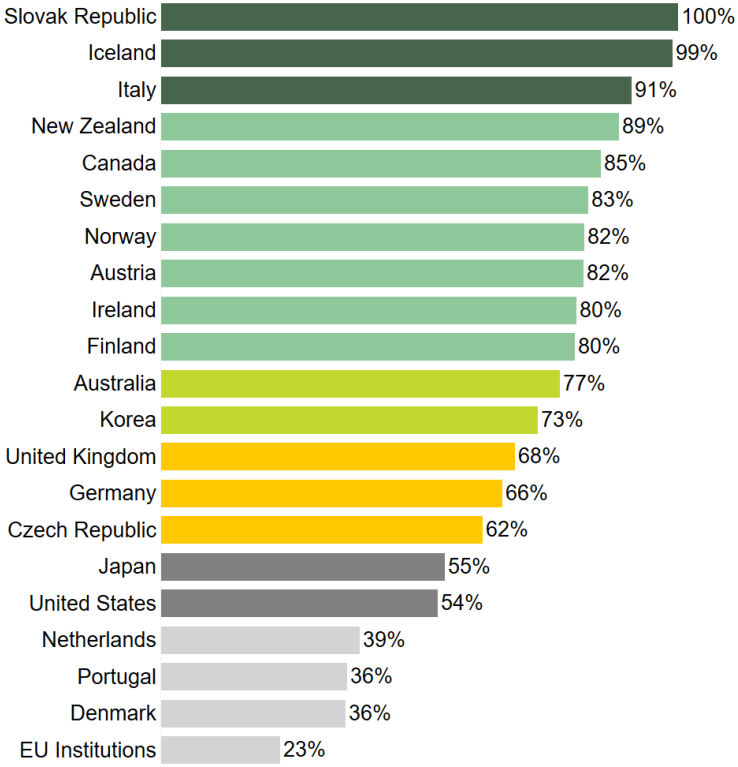
## Percentage of bilateral allocable ODA to gender equality, 2018





# 30% of funding marked as having a principal gender equality focus fails to mention any keywords in descriptions

**Percentage of principal funding that mentions key gender terms in titles, short project descriptions, or long project descriptions, All DAC donors, 2018**



**Words searched:**

*Woman, women, girls, girl, female, females, gender, genders, gender equality, mother, mothers, wife, wives, maternity, maternal, childbirth, childbirths, daughter, and daughters, sexual violence, sexual, sex, SRHR, SRH, gender-based violence, GBV, family planning*

**Content searched:**

Project titles, short project descriptions, and long project descriptions

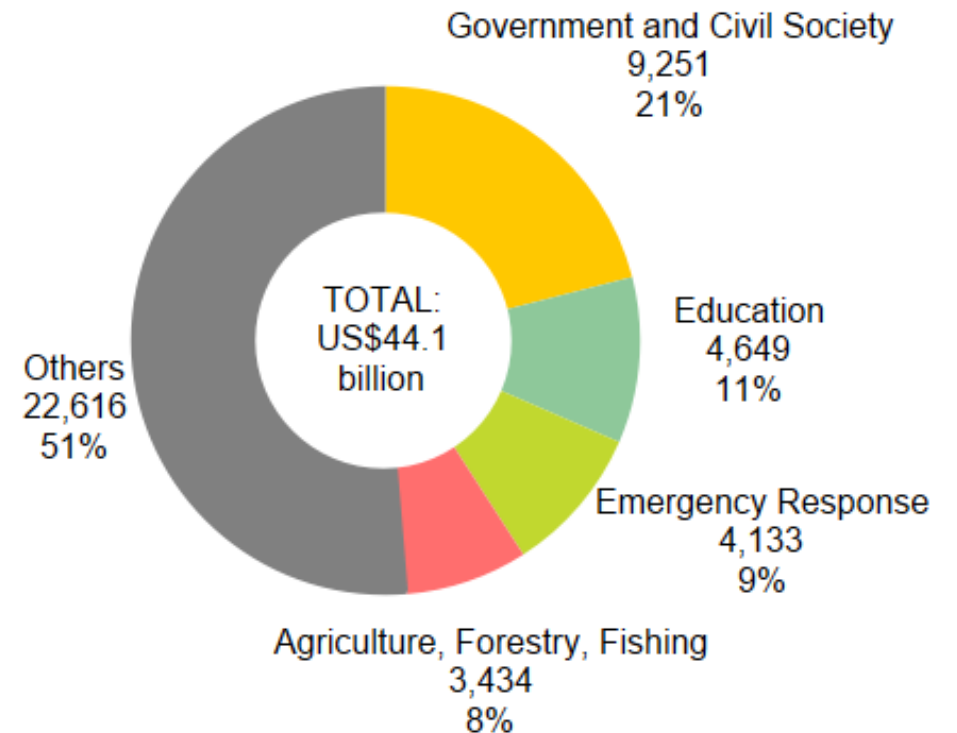
## Governance and Civil Society; Education; and Emergency Response receive the largest shares of gender-related funding

**Government and civil society sector** has consistently been top recipient of gender funding since 2014

**Half of all funding for gender equality is spent on four sectors;** government and civil society, education, emergency response, and agriculture, forestry, fishing

**Sectors promoting womens autonomy and decisionmaking have spillover effects;** women in power prioritize social welfare and legal protection, improve public trust

Bilateral ODA with principal or significant gender equality focus by sector, 2018, *All DAC donors, Total gender-focused funding, US\$ millions*





# Trends in donor finance for women's economic empowerment

---

## What is women's economic empowerment and why does it matter?

- Women around the world are still **restricted from free and equal access** to economic and financial institutions
- Many are **blocked from entering the paid workforce** entirely; if they do enter, they are expected to continue managing domestic and care work
- When women earn, spend, and save their own money, they can **move more freely through society**
- Donor contributions to **projects in the economic and productive sectors which target gender as a significant or principal goal** are considered economic empowerment projects: from G7 Biarritz report

Secondary education; Post-secondary education; Medical education/training; Health personnel development; Education and training in water supply and sanitation; Transport and storage; Communication; Energy; Banking and financial services; Business and other services; Agriculture; Forestry; Fishing; Industry; Mineral resources and mining; Construction; Trade policies and regulations; Tourism; Environmental education training; Urban development and management; Rural development; Multisector education/training

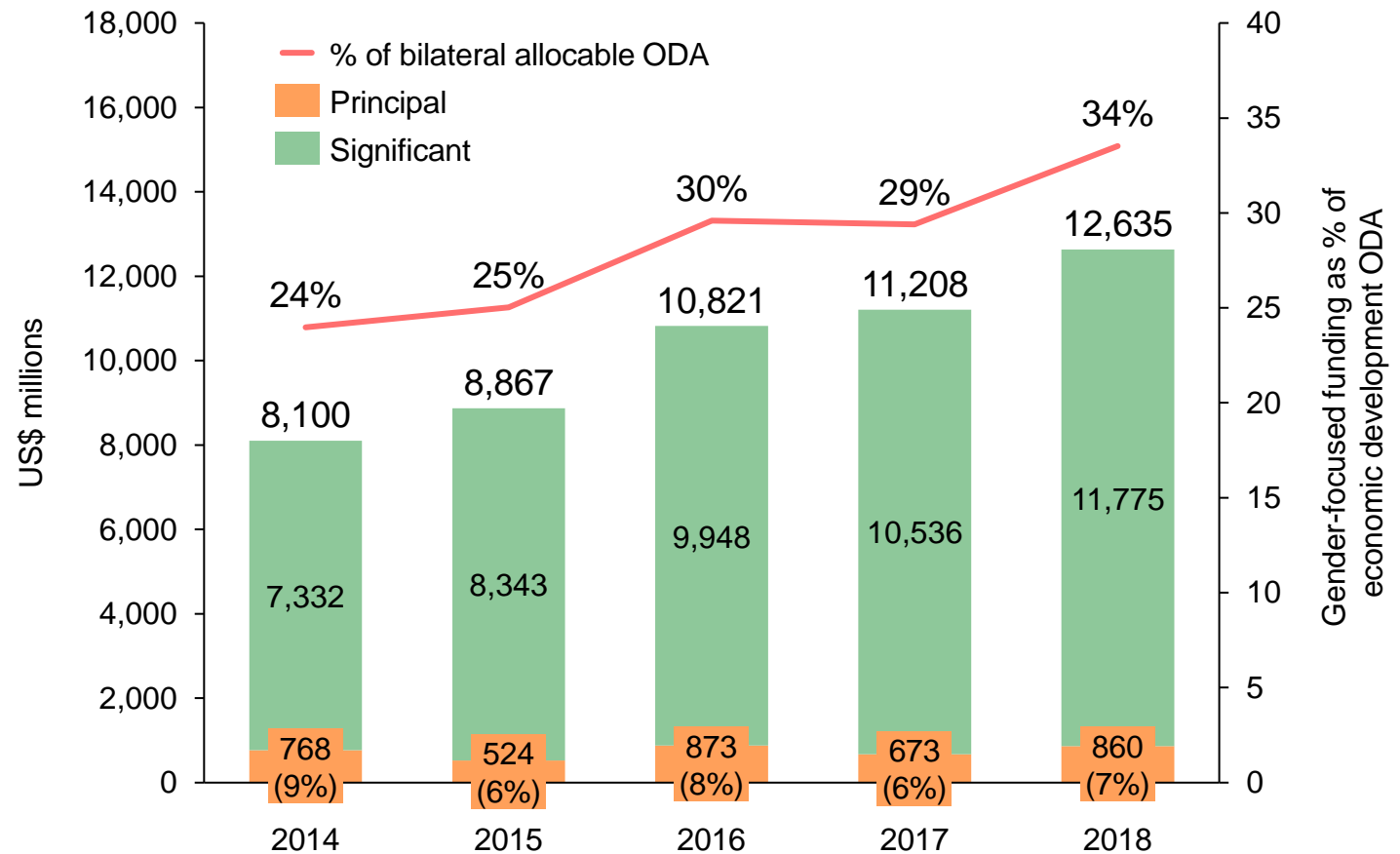
# Although significant gender funding has increased, principal funding has fallen

Overall funding for women's economic empowerment has increased by 56%

Growth in aggregate funding disguises a **decline in principal funding**

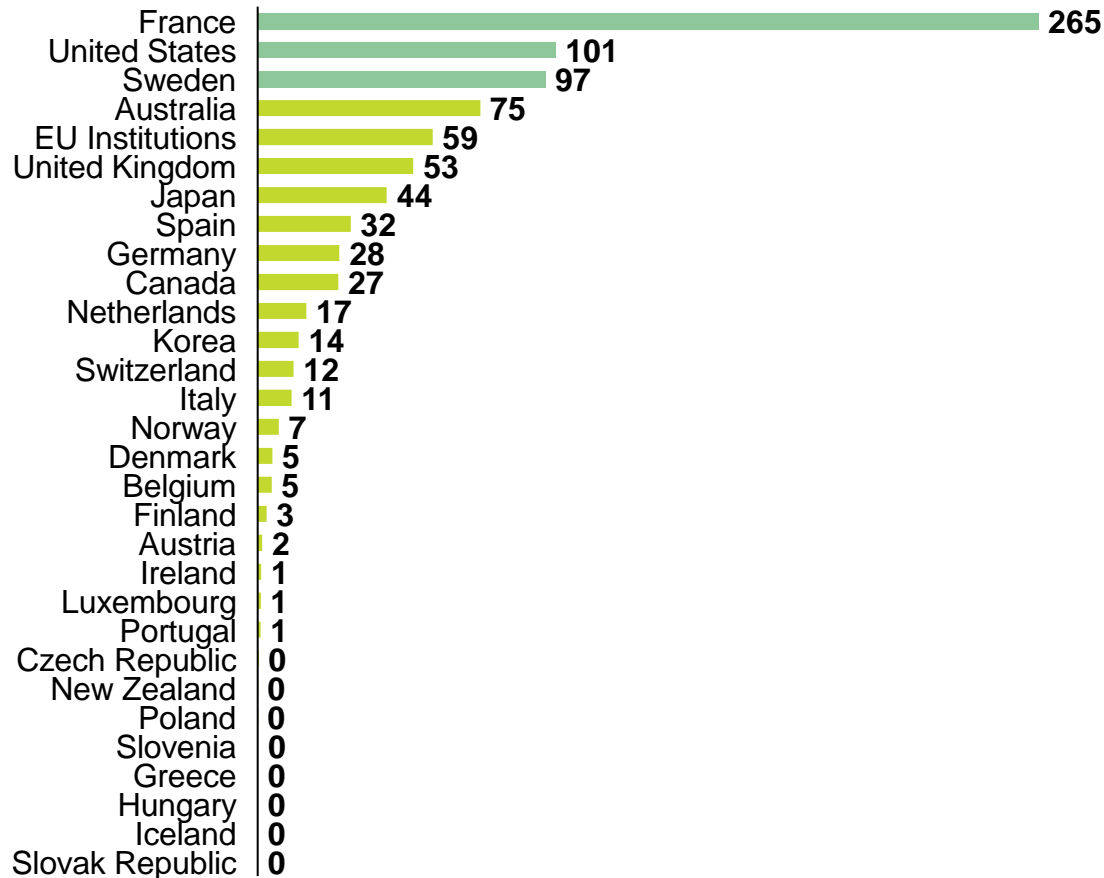
Some significant projects are **gender mainstreaming**, some are 'gender-washing'

**Bilateral ODA to the economic & productive sectors with principal or significant gender equality focus, all DAC donors, 2014-2018**

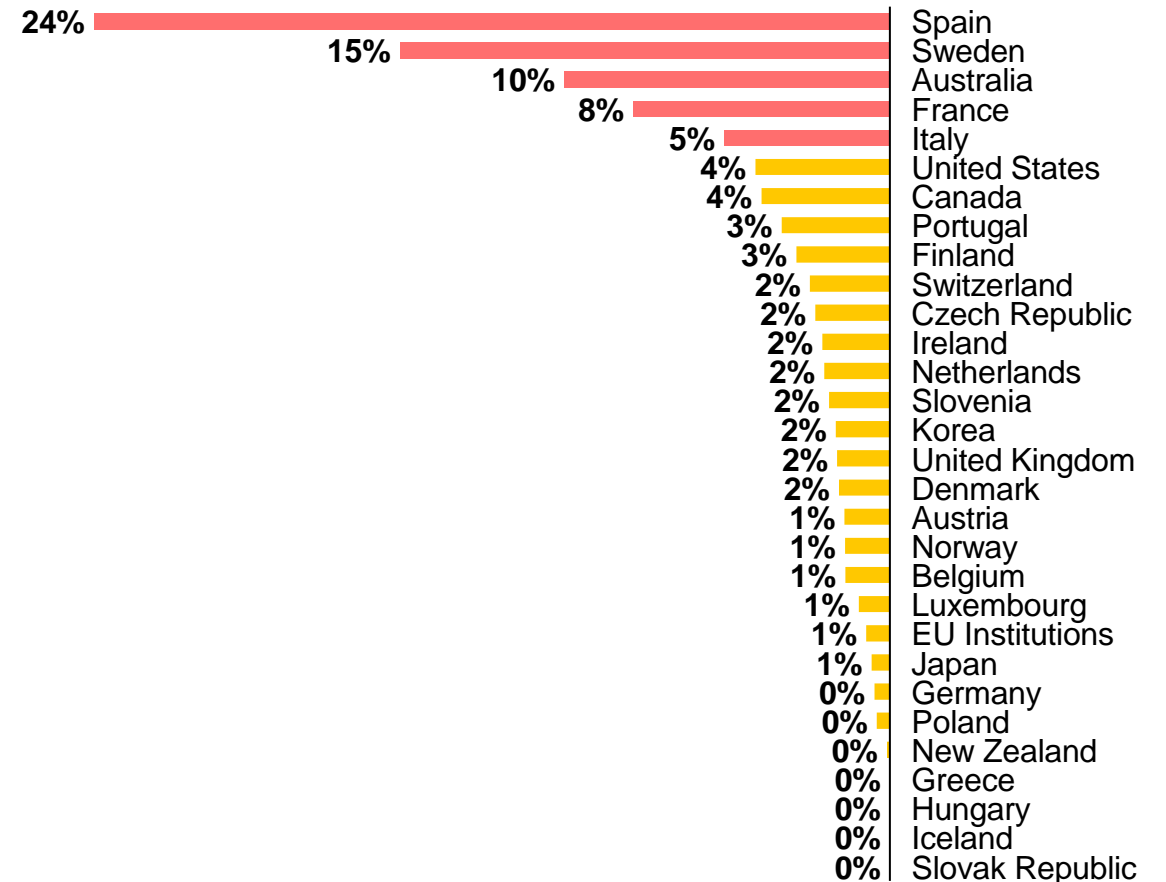


# Only five donors spend 5% or more of their economic and productive sector ODA on projects with gender as a principal goal, a critical indicator of real commitment

**Bilateral ODA to economic & productive sectors with principal gender equality focus, All DAC donors, 2018, US\$ millions**



**Bilateral ODA to economic & productive sectors with principal gender equality focus as % of all bilateral allocable ODA to economic & productive sectors, All DAC donors, 2018, US\$ millions**



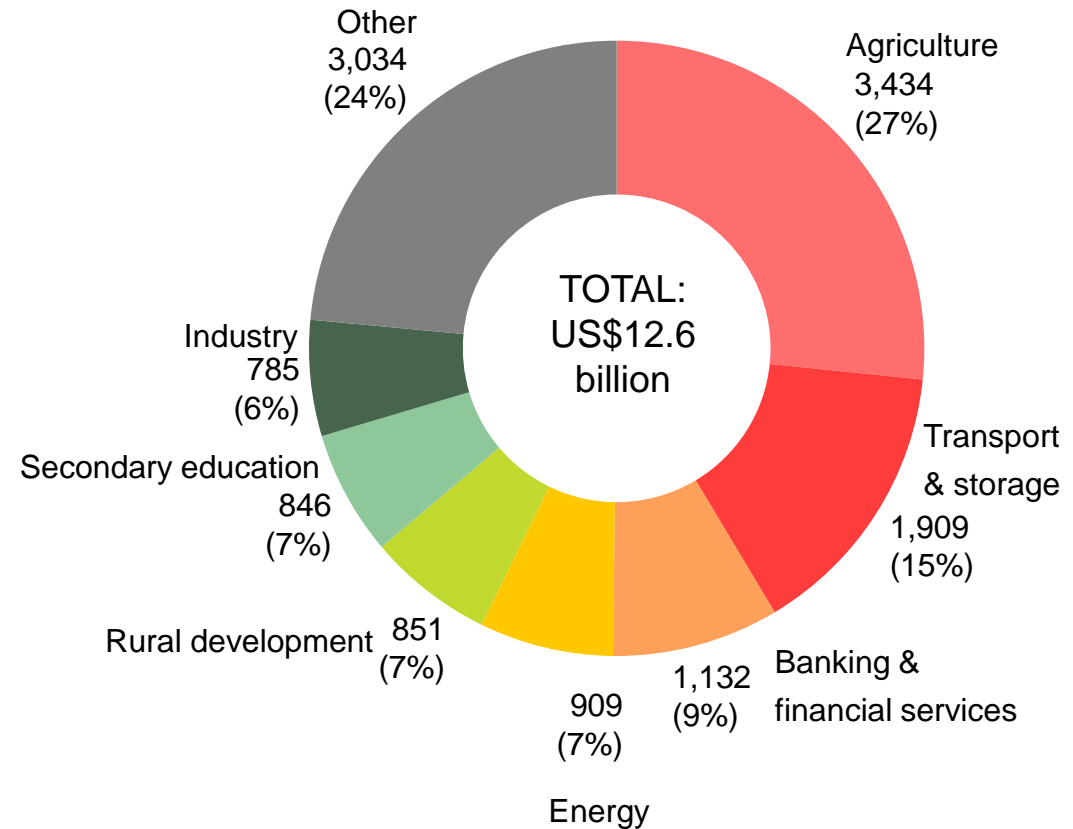
# Agriculture; transport and storage; and banking and financial services receive the greatest portion of gender-related funding in the economic and productive sectors

**Agriculture attracts most spending** with Germany as largest donor (16% of total)

**Spending on transport and storage is inflated** by massive projects with gender as significant goal (Japan gives 81% of total allocations)

**Banking and financial services projects target financial literacy and access**, (UK gives 71% of total)

**Bilateral ODA to economic & productive sectors with principal or significant gender equality focus by sector**  
2018, All DAC donors, Total gender-focused funding, US\$ millions



---

## Given the COVID-19 crisis, donors' investment in women's economic empowerment is more critical than ever

- As the world reels from the economic shocks of the COVID-19 crisis, **the gains made towards gender equality generally and women's economic empowerment specifically are at risk of being undone**
- In South Asia, **over 80 percent of women in non-agricultural jobs are in informal employment**; in sub-Saharan Africa this figure is 74 percent
- Full inclusion of women in labor markets worldwide would add **US\$28 trillion to the global economy**
- Many governments have made praiseworthy commitments to gender equality; as we approach 2030, **real progress will require donors to take quantifiable action**, supported by **sufficient and transparent data** so commitments can be tracked, and donors held accountable



# Questions?

## Get in touch with us!

- Visit **Donor Tracker** at [www.donortracker.org](http://www.donortracker.org)
- Sign up for our [weekly digest](#) & [newsletter](#)
- Follow us on Twitter: [@DonorTracker](#)

### For further enquiries, contact:

Kalila Jaeger ([kjaeger@seekdevelopment.org](mailto:kjaeger@seekdevelopment.org))  
Ebba Henningson ([ebba.henningson@one.org](mailto:ebba.henningson@one.org))  
Isabela Vera ([ivera@seekdevelopment.org](mailto:ivera@seekdevelopment.org))

[www.seekdevelopment.org](http://www.seekdevelopment.org)

---

## References

OECD (2020), OECD Creditor Reporting System (CRS), Aid Targeting Gender Equality and women's Empowerment. Data extracted on 22 June 2020 08:42 UTC (GMT) from OECD.Stat.

OECD (2020), OECD Creditor Reporting System (CRS), Microdata Data extracted on 1 May 2020 from OECD.Stat.

Equal Measures 2030 (2019). Harnessing the power of data for gender equality: Introducing the 2019 EM2030 SDG Gender Index.

OECD (2016), Definition and minimum recommended criteria for the OECD-DAC Gender Equality Policy Marker.

OECD (2016), Handbook on the OECD-DAC Gender Equality Policy Marker.

UN Women (2018), Facts and Figures: Economic Empowerment.

UN Department of Economic and Social Affairs (2020) Achieve Gender Equality and Empower All Women and Girls.

World Bank (2018) The Cost of Gender Inequality Unrealized Potential: The High Cost of Gender Inequality.

OECD DAC Network on Gender Equality (2018) How Does Aid Support Women's Economic Empowerment?

UN Women (2020). Economic Empowerment of Women.

2019 Biarritz Progress Report on G7 Development and Development-related Commitments