

--

Rental Condition & Delivery Report for VersaHANDLER® Telescopic Tool Carriers (TTC)

CUSTOMER		DATE	P.O. #
ADDRESS		PHONE	
		REQUESTED PICK UP DATE	
MODEL #	SERIAL #	UNIT #	HOURMETER READING
		OUT	IN

Mark Appropriate Box

OUT	IN	CONDITION REPORT	OUT	IN	CONDITION REPORT
		OPERATIONAL CHECKS (Steering/Hydraulic)			TIRE/PRESSURE/RIMS
		BOB-TACH™ OR QUICKTACH FUNCTIONAL			BOOM AND TILT CYLINDERS
		SEAT BELT LATCHES PROPERLY			HYDRAULIC HOSES AND TUBELINES
		SEAT AND/OR CUSHION/ARM REST			AIR FILER/HOSE
		SAFETY DECALS, OPERATOR'S HANDBOOK, AND RATED LOAD CAPACITY CHARTS			RADIATOR CLEAR/COOLANT LEVEL
					BATTERY/ELECTRICAL SYS/CHARGING
		LATERAL OPERATOR RESTRAINT SYSTEM (LORS™) FUNCTIONAL (If Equipped)			BACK-UP ALARM
		PARKING BRAKE FUNCTIONAL			ATTACHMENTS
		SAFETY TREADS			CAB/CAB WINDOWS
		OIL LEVELS (Hyd., Engine Oil)			BOOM STOP
		FUEL LEVEL			OTHER:
		LIGHTS			
		MIRRORS			
			CHECKED BY		OUT x _____
					IN x _____

COMMENTS OUT: _____	COMMENTS IN: _____
---------------------	--------------------

INSTRUCTIONS FOR THE RENTER

Read and understand the following instructions and information below for this machine.

1. ____ I understand the machine operation and the VersaHANDLER TTC is a type of rough terrain forklift.
2. ____ **TO LEAVE THE MACHINE:**
 1. Put in neutral.
 2. Engage the parking brake.
 3. Retract and lower boom and attachment flat on the ground.
 4. STOP the engine.
3. ____ Use seat belt for restraint. NEVER operate without right window installed.
4. ____ Operate ONLY from the operator seat.
5. ____ The LORS (If Equipped) has interlocks that require operator to lower the LORS bar.
6. ____ I understand how to start, stop, turn and park the VersaHANDLER. Lift, lower and extend loads on flat, solid and level ground. I understand the brake control system.

7. ____ This machine has safety signs (decals) and Operator's Handbook for operation and maintenance. Owner's and Safety manuals are available. Operator training materials are available to comply with 29 CFR 1910.178(l).
8. ____ This machine has a Rated Load Capacity and load capacity charts.
9. ____ Always **CARRY LOAD LOW** and keep heavy end of machine uphill.
10. ____ Use rear window as an emergency exit.
11. ____ I understand how to use and how to attach and remove the attachment.
12. ____ **NEVER** carry riders or use attachment as a manlift or work platform.
13. ____ Additional enclosures or accessories are available.
14. ____ I understand the maintenance procedure for this machine including the recommended fueling procedure and use of boom stop (if applicable).

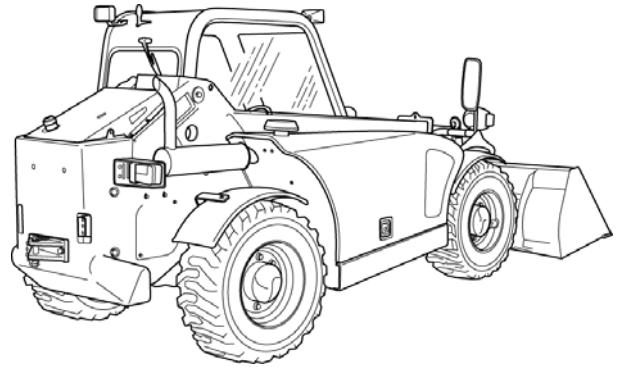
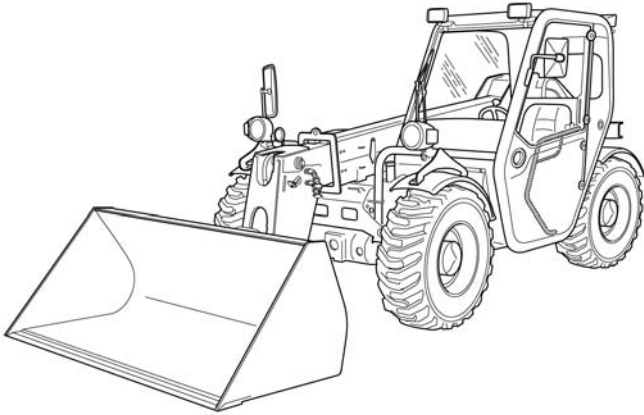
I understand the operation and maintenance of this machine

X _____
Customer Signature
Date



CONDITION OUT REPORT

Note any damage to equipment by highlighting the area of the machine and describe the specific damage under comments. Have customer sign in comments section below acknowledging area damaged.

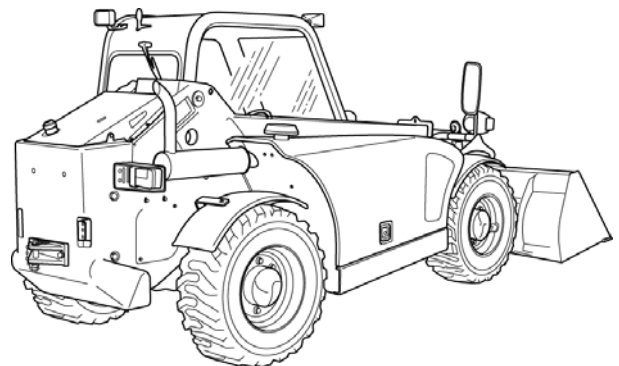
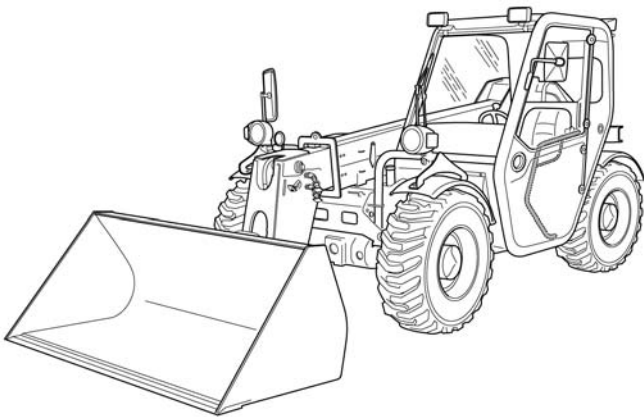


Comments: _____



CONDITION IN REPORT

Note any damage to equipment by highlighting the area of the machine and describe the specific damage under comments. Have customer sign in comments section below acknowledging area damaged.



Comments: _____

