

SERVICE SCHEDULE

Maintenance Intervals

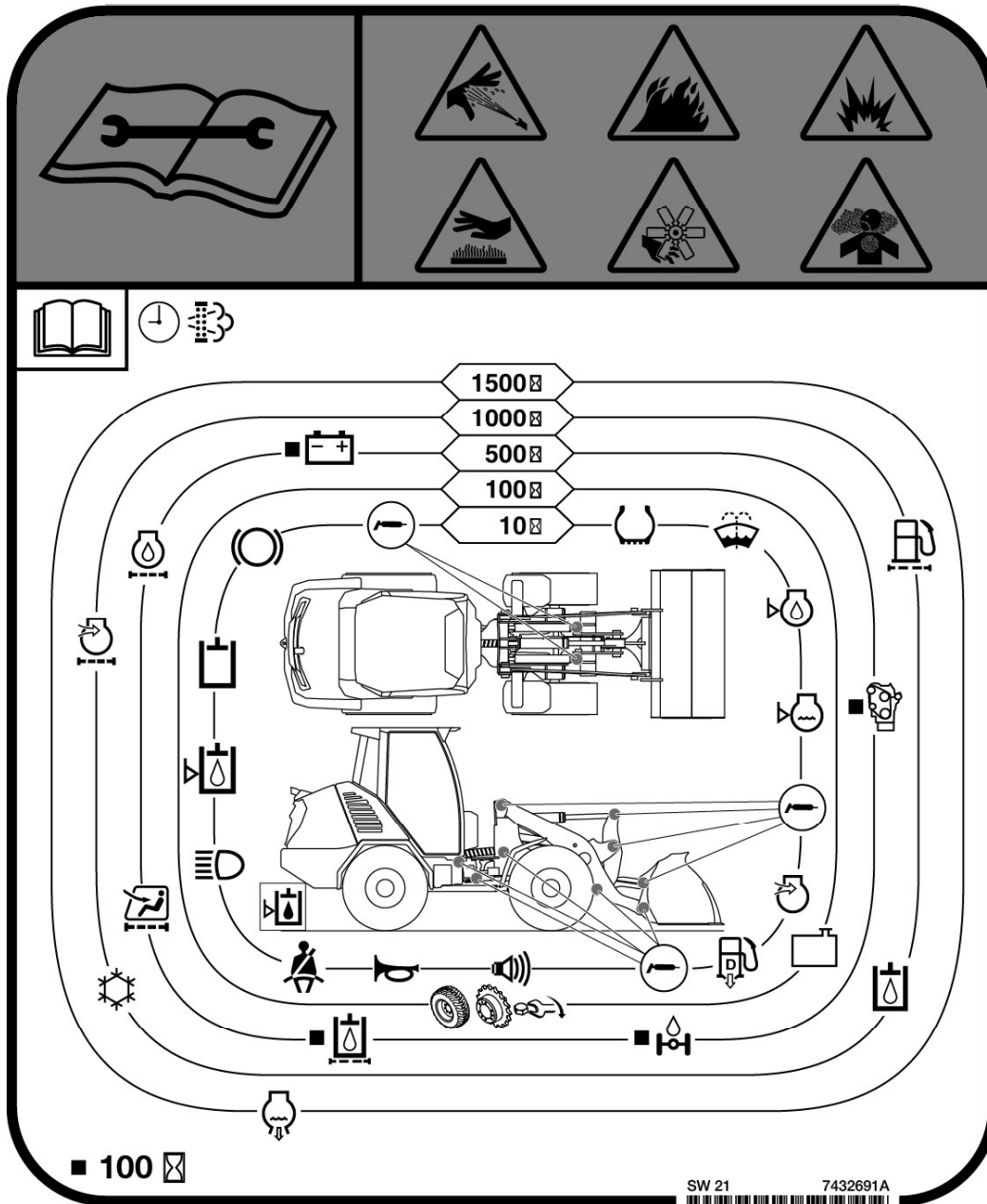
Maintenance work must be done at regular intervals. Failure to do so will result in excessive wear and early failures.

The maintenance items listed under the maintenance intervals on the following pages are the required tasks to be performed. Those items provide additional details and include maintenance that is not shown on the decal.

All maintenance intervals are for machines operating in general environmental conditions. Keep in mind that filter and oil life can be reduced:

- When machines are operating in high dust environments or extreme temperature applications,
- When fuel is taken from uncontrolled storage tanks,
- When other non-standard conditions exist.

For more details, contact your Bobcat dealer.



SW 21 7432691A

⚠ WARNING

INSUFFICIENT INSTRUCTIONS HAZARD






Untrained operators or failure to follow instructions can cause serious injury or death.












- Read and understand the Operation & Maintenance Manual, Operator's Handbook and decals on machine.
- Follow warnings and instructions in the manuals when making repairs, adjustments or servicing.
- Check for correct function after adjustments, repairs or service. *

W-2003

Explanation of the service intervals:

- **10:** Every 10 hours or daily (before starting the machine).
- **100:** Every 100 hours.
- **500:** Every 500 hours or every 12 months, whichever comes first.
- **1000:** Every 1000 hours or every 12 months, whichever comes first.
- **1500:** Every 1500 hours or every 24 months, whichever comes first.

| Service Schedule | | | | | | |
|--|--|--------------------------|------------------|-----|------|------|
| O | Check condition / proper operation. Adjust or replace as needed. | V | Refill as needed | | | |
| D | Check the display. Service only when required. | C | Clean | | | |
| W | Drain water | R | Replace | | | |
| F | First time only. | G | Grease | | | |
| Item | Service Required | Service Interval (hours) | | | | |
| | | 10 | 100 | 500 | 1000 | 1500 |
| Tyres  | Check tyre condition and pressure. (See Page 125) | O | | | | |
| Window Washer Fluid  | (See Page 41) | V | | | | |
| Engine Oil and Filter  | (See Page 104) <ul style="list-style-type: none"> • Engine Oil Filter (7343102) • Engine Oil: <ul style="list-style-type: none"> ▷ Bobcat Ultra Engine Power SAE 10W/30 CK-4 (7341377) ▷ Bobcat Ultra Engine Power SAE 15W/40 CK-4 (7395725) | V | | R | | |
| Engine Coolant  | (See Page 107) <ul style="list-style-type: none"> • Engine Coolant (6987793) | V | | | | R |
| Grease Fittings  | (See Page 128) | G | | | | |

| Service Schedule | | | | | | |
|---|--|--------------------------|------------------|-----|------|------|
| O | Check condition / proper operation. Adjust or replace as needed. | V | Refill as needed | | | |
| D | Check the display. Service only when required. | C | Clean | | | |
| W | Drain water | R | Replace | | | |
| F | First time only. | G | Grease | | | |
| Item | Service Required | Service Interval (hours) | | | | |
| | | 10 | 100 | 500 | 1000 | 1500 |
| Engine Air System and Air Filters  | (See Page 99) • Inner Air Filter (7412641) • Outer Air Filter (7412642) | DO | | | R | |
| Fuel Filter  | (See Page 100) • Main Fuel Filter (7336334) | DW | | | R | |
|  | (See Page 100) • Fuel Pre-Filter (7348032) • Fuel Tank Vent Filter (7340277) | | | | R | |
| Back-Up Alarm (If Equipped) / Front Horn   | Check for proper function. (See Page 38) and (See Page 96) | O | | | | |
| Seat Belt  | Check condition. (See Page 92) | OC | | | | |
| Indicators and Lights  | Check for proper function. (See Page 38) | O | | | | |
| Hydraulic / Hydrostatic Fluid and Filter  | (See Page 118) • Hydraulic Filter (7425242) | | FR | R | | |
|   | (See Page 118) • Hydraulic Fluid (6987791) | V | | | R | |
| | (See Page 118) • Hydraulic Tank Breather (7340277) | | | | R | |
| Hydraulic Hoses and Tubelines  | Check hydraulic hoses and tubelines for leaks. Contact your Bobcat dealer to replace any damaged hoses or tubelines. | O | | | | |