



**Bobcat**®

## Compact Excavators

1T-8T



***One Tough  
Animal***®

# BOBCAT COMPACT EXCAVATORS

**THE BOBCAT LINE OF COMPACT EXCAVATORS IS A PERFECT EXAMPLE OF OUR APPROACH TO EQUIPMENT DESIGN: NEVER STOP MAKING IT BETTER.**

Bobcat® excavators deliver stronger performance in a lighter machine, taking the production of owners and operators to the next level. Smooth, refined hydraulics allow you to dig your way out of extremely tough jobs.

## **YOUR COMPACT EQUIPMENT EXPERTS**

Bobcat built its brand on quality equipment serviced by reliable local dealers who provide authorized service, warranty repairs and an exceptional inventory of in-stock parts. With the help of your knowledgeable dealer, you can keep your machine running strong, job after job, in the toughest working conditions.

**LIKE YOU,  
IT'S BUILT TO  
WORK HARD,  
AND WORK  
BETTER.**



# EXCAVATOR LINEUP

# YOUR JOB HAS MET ITS MATCH.

**FIND YOUR IDEAL MACHINE IN OUR EXTENSIVE COMPACT EXCAVATOR LINEUP.**

With machines ranging in size classes from 1-9 ton, the Bobcat compact excavator lineup enables you to match specs, features and Bobcat exclusives to the work that you do the most.

R-Series machines provide you with the industry's hardest-working, most versatile digging machine, with rugged durability, fast-digging performance and impressive innovation; the R2-Series lineup represents the latest generation of Bobcat excavators, with all of the advancements introduced in R-Series machines, plus a variety of additional enhancements.



**E10**

10.2 hp (7.6 kW)  
Standard Arm  
1820 mm Dig Depth



**E17Z**

13.9 hp (10.4 kW)  
Standard Arm  
2249mm Dig Depth



**E20Z**

13.9hp (10.4kW)  
Standard Arm, Long Arm  
2385mm - 2565mm Dig Depth



**E26**

24.8 hp (18.5 kW)  
Standard Arm  
2906mm Dig Depth



**E32**

24.8hp (18.5kW)  
Standard Arm, Long Arm, Extendable Arm  
3117 - 3932 mm Dig Depth



**E35**

24.8 HP (18.5 kW)  
Standard Arm, Long Arm, Extendable Arm  
3117mm - 3932mm Dig Depth



**E42**

42.6 HP (31.4 kW)  
Standard Arm, Long Arm  
3163mm - 3463mm Dig Depth

33.5 HP (25.0 kW)  
Standard Arm, Long Arm  
3117mm - 3417mm Dig Depth



**E50Z  
IT4**

48.9 HP (36.5 kW)  
Standard Arm  
3553mm Dig Depth



**E55Z  
IT4**

48.9 HP (36.5 kW)  
Standard Arm, Long Arm  
3434mm - 3834mm Dig Depth



**E50**

49.7 HP (36.5 kW)  
Standard Arm, Long Arm  
3478mm - 3878mm Dig Depth



**E85**

65.9 HP (49.2 kW)  
Standard Arm  
4694 mm Dig Depth

**NO MATTER WHICH MACHINE YOU SELECT, IT'S ENGINEERED TO PUSH YOUR PRODUCTIVITY TO NEW LEVELS.**

## R2-SERIES COMPACT EXCAVATORS: YOUR NEXT REVOLUTION

Jobs, customer demands and working conditions get tougher, and operators need a machine to match. That's why Bobcat introduced R2-Series compact excavators. This new generation of excavator begins with the same revolutionary benefits introduced in R-Series excavators, and it adds a variety of impressive enhancements to performance, uptime, comfort, serviceability and versatility.

### MORE INNOVATION TO REVOLUTIONIZE YOUR WORK

Read about the latest R2-Series upgrades here, and then see these impressive machines at your Bobcat dealer.

#### EXEMPLARY MACHINE BALANCE

in the R2-Series excavators provides improved lift capacity and increased operator confidence that improve your productivity.

#### ADVANCED DISPLAY OPTIONS

include an easy-to-read optional 5-inch digital display, providing enhanced machine monitoring and interaction.

#### IMPROVED CONTROL

due to a new hydraulic control valve coupled with new low-effort joysticks – this ensures a quick, smooth and precise work group.

#### CONVENIENT VERSATILITY

including easy-to-reach arm-mounted auxiliary hydraulics and optional clamp diverter valve for improved ability to run other attachments – without disconnecting the clamp.

#### EXTENDED SERVICE INTERVALS

for engine oil service, plus easier-to-change fuel filters.

*Pictures of Bobcat units may show other than standard equipment. Actual feature(s) and option(s) may vary by the region.*

### OTHER R2-SERIES ENHANCEMENTS:

- Integrated lift eye
- Stronger blade with a more durable design
- Optional high-back seat with heat and headrest



# WORKS LIKE AN EXTENSION OF YOU

Responsive controls and smooth operation are a must when doing difficult work with tight deadlines. In a Bobcat compact excavator, you can feel the balance between the hydraulic system and the engine horsepower. It makes operation more intuitive. It makes you more productive, too. A load-sensing piston pump and closed center valve

systems deliver exceptional metering for smooth control of machine functions. With its cushioned work group, cylinders provide a smooth end-of-stroke while working. No matter which model you choose, your Bobcat excavator is engineered with advanced hydraulic components that maximize power, speed, predictability and control.

## MORE PREDICTABLE

The Bobcat-exclusive control valves provide a predictable work group that helps you confidently make precise movements in tight-fitting areas.

## SMOOTHER

Many brands claim they are smooth when they are really just slow. The Bobcat-exclusive control valve systems enable smooth, fast hydraulic performance with leading cycle times. Cushioned cylinders further enhance your precision and control.



## MORE POWERFUL

High-efficiency, torque-limiting piston pumps match force to demand, continuously responding to loads and delivering exceptional arm and bucket forces.

## FASTER

When you measure cycle times on the job, under load – filling trucks, placing boulders or trenching – you'll find that Bobcat beats the competition. By matching cylinder size to pump capacities, Bobcat excavators achieve industry-leading cycle times.



## FINGERTIP BOOM SWING CONTROL

Effective excavator work is all about precision and quickness. Bobcat excavator controls provide the ability to make fine movements with low effort and maximum comfort – so you can get better results in less time, with less fatigue.

## MULTI-FUNCTION METERING

A rocker-style thumb switch, located on the left joystick, provides superior boom swing control with better metering than you can achieve with foot pedals. Simultaneous actions, such as swinging while traveling, are simple and natural. A thumb toggle enables you to switch between second auxiliary hydraulics and boom offset without removing your hand from the left joystick. It provides more convenient, more intuitive control over your machine.

## MORE CONTROLS AT YOUR FINGERTIPS

### Left-Hand Joystick

Includes a button for secondary auxiliary hydraulics.

*Pictures of Bobcat units may show other than standard equipment. Actual feature(s) and option(s) may vary by the region.*



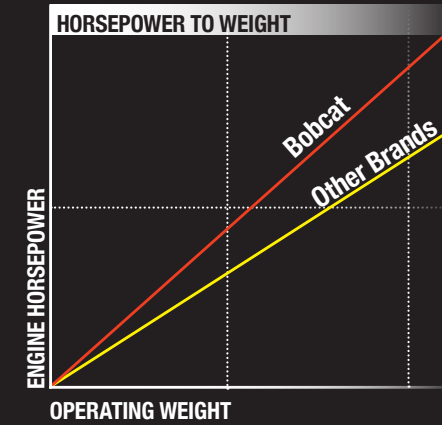


# THE POWER YOU NEED TO PUSH FORWARD

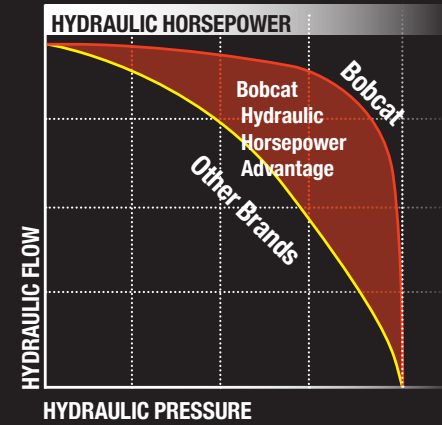
Inside your Bobcat compact excavator, multiple systems and the machine's design work together to maximize hydraulic flow and pressure. This gives you the ultimate hydraulic horsepower advantage in jobs where multifunctioning is essential. You'll have the ability to travel, swing the boom and use your attachment seamlessly, without losing power.



# LIGHTER MACHINES. MAXIMUM POWER.



Bobcat excavators have more engine horsepower than other brands of the same size, which means pound for pound, you'll get better digging performance than you would from other manufacturers' machines.



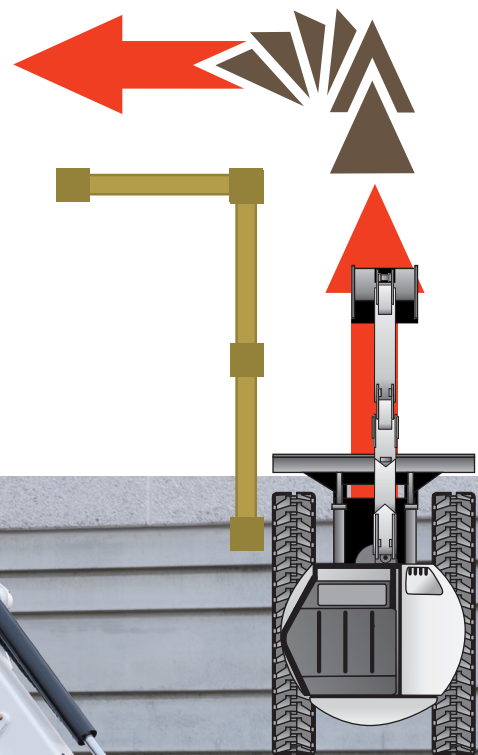
## HYDRAULIC HORSEPOWER MEANS FASTER CYCLE TIMES.

More engine horsepower enables Bobcat excavators to generate more power in the hydraulic system for faster cycle times under load. Simply put, they dig stronger and faster.




# AUTO SHIFT TRAVEL

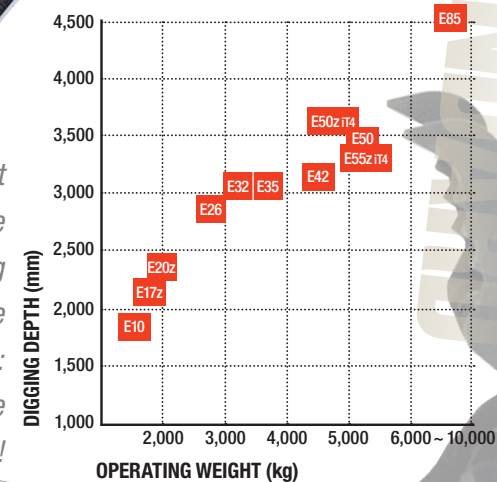
Auto shift travel responds to your needs as you travel, shifting the machine out of high range and back automatically. It offers superb travel performance without having to shift manually. Available on most models.



# BREAKOUT PERFORMANCE THAT'S CUSTOMIZED TO YOU



Bobcat covers a wide range of digging depths for a wide range of job possibilities: from 1820mm to more than 4694mm!



## STANDARD ARM

The standard power arm gives you maximum breakout force and lifting ability.

## LONG ARM

If you need more reach and dig depth to avoid machine repositioning or to make loading trucks faster and easier, equip your machine with the optional long arm (available on certain models).

*Bobcat compact excavators provide you with the choice of two different lift arm configurations. This allows you to customize the excavator's breakout forces and reach to the work you do most often. Choose a standard arm or long arm.*



## AUTO IDLE

When you stop the work, Bobcat excavators anticipate your need for a quieter environment. Auto idle engages automatically when machine functions are not used for four seconds. This saves fuel and lowers the noise considerably, improving jobsite communications. Move the controls or initiate travel, and the excavator automatically returns to the previously set throttle position.

# **INCREASED VISIBILITY ON ALL SIDES – AND INTO THE TRENCH**

The tall, wide windows inside Bobcat compact excavators provide as much glass surface area as possible. Add a larger top window and narrower side pillars, and you have visibility that's never been better. But that's not all. Bobcat compact excavators deliver effective offset digging for the best view into the trench, plus an in-track swing frame that prevents collisions with walls and other jobsite obstacles.



## **IN-TRACK SWING FRAME**

All Bobcat compact excavators feature the exclusive in-track swing frame, which allows you to get closer to your work. Our swing castings and cylinders stay within the tracks when offset digging – giving you the ability to truly dig flush up against an obstacle and see the work in tight areas.



REPOSITIONING

# GET IT DONE



# WITH LESS REPOSITIONING.

Bobcat compact excavators deliver everything you need to power through tough digging challenges while moving the machine less frequently.

## CHOOSING YOUR TAIL SWING

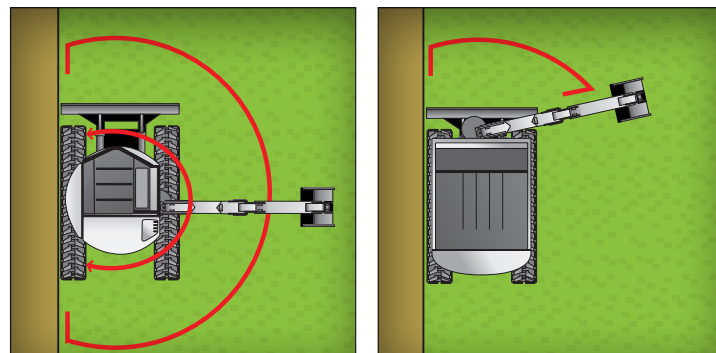
### CONVENTIONAL TAIL SWING: MAXIMUM DIGGING POWER AND NARROW WIDTH

A zero tail swing (ZTS) or minimal tail swing excavator is generally a little wider than a conventional swing excavator. Consider conventional if your biggest obstacle is gaining access through a gate or maneuvering into a crowded backyard.

### ZERO AND MINIMAL TAIL SWING: LESS RESTRICTED ROTATION IN TIGHTER AREAS

A ZTS or minimal tail swing excavator gives greater flexibility if you are constantly working close to objects or against a wall.

*Long arm option is available on certain models*



# A PERFECT COMBINATION

If you want to push your productivity to new heights, pair your excavator with a Bobcat loader.

### VERSATILITY

The compact track loader and excavator can use up to 60 different attachments, giving you access to more jobs.

### COMPACT EFFICIENCY

The compact size of Bobcat loaders and Bobcat excavators allows use in confined areas like backyards and inside buildings.

### EFFICIENCY SAVES YOU MONEY.

When you combine a Bobcat compact excavator with a loader, you can double your productivity. One can dig while another can backfill or load trucks at the same time.



## ULTIMATE EARTH-MOVING COMBINATION

Nothing beats the versatility and speed of a Bobcat excavator working in tandem with a Bobcat loader.

## COMFORT

# REVOLUTIONARY COMFORT

Bobcat pays as much attention to operator comfort as it does to digging performance. Bobcat believes that there is a direct relationship between operator comfort and productivity. How does Bobcat provide superior comfort levels compared to other machines? We start by giving you the most cab space in the industry. In general, we provide 20% more interior cab volume than other brands. The suspension seat is wider. The cab interior is, too. Even when the job is tough and punishing, you'll enjoy a roomy, comfortable environment all day long.

### THE BOBCAT CAB OFFERS AN UNBEATABLE OPERATOR EXPERIENCE.

When you take the seat, you can feel the difference, and you can see refinements everywhere you look.

#### More Floor Space

Experience optimal footroom and legroom.

#### Fold-Away Foot Pedals

These maximize floor space even more. Available on most models.

#### Premium Joysticks

You can even feel the quality at your fingertips, as the joysticks are newly designed to feel better in your hands.

#### A More Comfortable Ride

Bobcat compact excavators bring noticeably improved ride quality to the job, ensuring greater comfort while moving across bumpy jobsites.



### OPTIONAL HEAT AND AIR CONDITIONING

Improved optional automatic heat and air conditioning provides a steady and comfortable temperature while you're inside the cab.

### TUBULAR-FRAME REINFORCED DOOR

A tubular-frame reinforced door adds rigidity and closes tightly for an improved seal. It holds strong to keep dust and dirt out of the cab, even after years of use.

### BEHIND-THE-SEAT STORAGE

Additional storage behind the seat provides a convenient space for work gloves and other personal items.

### EASY-TO-REACH CONTROL PATTERN SELECTOR

Easily attain your preferred control pattern without stopping the work. A new control pattern selector switch is conveniently located under the seat within easy reach – so operators can switch between ISO and standard controls without getting up or stretching to reach out-of-the-way switches.

### HEATED SEAT

When it is cold outside, the optional heated seat on select models makes a perfect complement to the automatic temperature control, keeping your body warm on frigid days.

### REDUCED SOUND AND VIBRATION

The body panels aren't just for looks. They're stiffer and more robust. They fit tighter together, and they include stronger hinges and latches. Together, these features reduce vibration and lower sound levels in the cab.

## UPTIME PROTECTION

# UPTIME PROTECTION

No other manufacturer provides so many job-proven features to give you more uptime in the field. Standard features such as machine protection, battery rundown protection, on-board diagnostics and sealed connectors all help you stay on the job longer.

### MACHINE PROTECTION

Bobcat excavators monitor engine and hydraulic functions. If conditions risk damage to the engine or hydraulic components, the system will alert the operator and, if necessary, de-rate engine power as well as hydraulic flow. It still allows the operator to complete the job at hand or move the excavator to an area for diagnosis.

### DIAGNOSTICS

Bobcat provides on-board diagnostics to efficiently troubleshoot problems in the field or prevent them before they occur – reducing downtime for you.

### KEYLESS START

Reduce the risk of loss due to theft or unauthorized use by equipping your excavator with the optional keyless start.



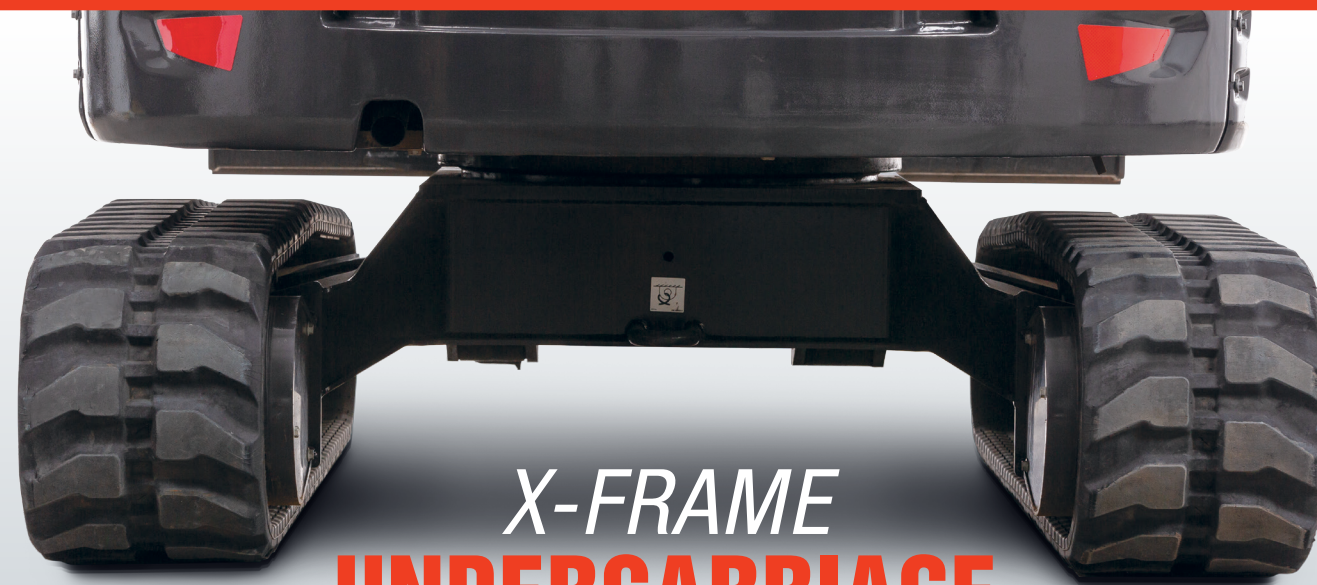
### ROBUST WORK GROUP

The work group on Bobcat excavators is designed to provide longer structural life and improve lifting performance. Cast pivot joints provide precise pin alignment, which lengthens the service life of pivot pins and bushings. The boom structure is designed with room for secondary auxiliary hydraulics – so you can add the option faster and for less cost.



### BETTER HOSES, BETTER ROUTING

Bobcat steel hydraulic lines offer better protection than rubber hoses. They're routed through the lower portion of the boom swing casting and tucked securely into the top area of the boom structure, preventing costly damage and protecting component life.



## X-FRAME UNDERCARRIAGE

The X-frame design offers increased ground clearance that allows you to go through more. The design sheds debris to reduce your clean-up time as well.

### AUTOMATIC GLOW PLUGS

Bobcat uses automatic glow plugs to warm the fuel mixture within the engine when it is started at a cooler temperature. This leads to easier starts and longer life for the engine and starter.

### BATTERY RUNDOWN PROTECTION

The lighting circuit automatically shuts down to prevent accidental battery discharge when lights are left on after the work is done.

### PROTECTED DRIVE MOTORS

With drive motors contained within the width of the tracks, they're protected from damage. You also have more agility in soft conditions. Motor covers are also recessed, eliminating more potential for damage.

### ELECTRONIC PROTECTION

Bobcat controls and electrical systems are engineered with more watertight, corrosion-resistant connectors than other manufacturers' machines.

### FUEL FILL ALERT

An audible alarm beeps faster as the fuel tank approaches its capacity, taking the guesswork out of refueling. Available on the majority of Bobcat excavators.



### SIMPLE MACHINE TIE-DOWN

Easily and confidently secure your machine to trailers using convenient, easy-to-reach tie-down locations. When you prepare your excavator for transport, easy-to-find and easy-to-reach tie-down points help you quickly secure it to the trailer – so you can quickly move to the next job.

### AUTOMATIC SLEW BRAKES

Bobcat excavators feature integrated slew brakes – so you can have infinite brake positioning. This makes it easier to load and position the machine on a trailer.



# DO MORE THAN DIG.

Bobcat excavators have your business expansion built right in. Nobody builds more compact excavator attachments. Whether it's breaking concrete, breaking down buildings or drilling tree holes, Bobcat attachments help you take on new jobs and get more use from your machine. You can even share some of the same attachments that fit on your Bobcat loaders. With more than a dozen attachments to choose from, your Bobcat excavator is not just a digging machine; it's a versatile tool carrier.

## BUILT-IN VERSATILITY

- Auger
- Breaker
- Clamp
- Flail cutter
- Grading bucket
- Grapple, three-tine
- Hydra-Tilt™ swing accessory
- Packer wheel
- Plate compactor
- PowerTilt swing accessory
- Ripper
- Trenching bucket

## STEEL TRACKS WITH RUBBER PADS

Steel tracks increase your uptime and pushing force when you're working in harsh or abrasive jobsites. Available on select machines.

## ATTACHMENTS NOW

With many excavators, the quick-tach system, hoses and couplers, controls, and clamp mounts can be pricey add-ons. The Pin grabber & Bobcat-exclusive X-Change™ attachment mounting system, plus quick couplers, clamp mounts, port release and fingertip controls, come standard on a majority of our excavators. You will have multi-attachment functionality right away – so you can take on more jobs.

## CLAMP READY

There's no welding to add a clamp. Mounts are integrated into the dipper arm for maximum durability.



## SELECTABLE AUXILIARY HYDRAULIC FLOW

Bobcat excavators allow you to quickly select an auxiliary flow rate that best matches a particular attachment. Low flow provides precise control of the PowerTilt® swing accessory and Hydra-Tilt swing accessory. Medium flow is perfect for the clamp attachment. Maximum flow is best for breakers, augers and compactors.

PowerTilt® is a registered trademark of Helac Corporation.

## FINGERTIP CONTROLS

The auxiliary hydraulic controls are at your fingertips, providing precision control and low-fatigue operation. Variable flow allows you to control the attachment speed and precisely move a clamp. Detent provides continuous flow for attachments such as augers and plate compactors.

*Actual feature(s) and option(s) may vary by the region.*

# SPECIFICATIONS



Excavator	E10	E17z	E20z	E26	E32	E35 (25 hp)	E35 (33 hp)	E42	E50z iT4	E55z iT4	E50	E85
Series	R	R	R	R	R	R	R	R2	R2	R2	R2	R
Tail Swing Type	Zero	Zero	Zero	Minimal	Conventional	Zero	Zero	Conventional	Minimal	Minimal	Minimal	Conventional
Weight	1,176 kg	1,749 kg	1,930 kg	2,950 kg	3,329 kg	3,492 kg	3,587 kg	4,459 kg	4,819 kg	5,218 kg	5,151 kg	8,767 kg
Dig Depth	1,820 mm	2,249 mm	2,385 mm	2,906 mm	3,117 mm	3,117 mm	3,117 mm	3,163 mm	3,553 mm	3,434 mm	3,478 mm	4,694 mm
Reach at Ground Level	3,093 mm	3,923 mm	4,089 mm	4,876 mm	4,980 mm	5,230 mm	5,230 mm	5,261 mm	5,922 mm	5,843 mm	5,889 mm	7,235 mm
Dump Height Clearance	1,818 mm	2,369 mm	2,566 mm	3,272 mm	3,340 mm	3,340 mm	3,340 mm	3,762 mm	3,953 mm	3,958 mm	3,915 mm	5,027 mm
Track Width	710 mm	980 mm	980 mm	1,550 mm	1,569 mm	1,750 mm	1,750 mm	1,850 mm	1,960 mm	1,960 mm	1,849 mm	2,201 mm
Ground Pressure	28.8 kPa	29.7 kPa	29.7 kPa	28.4 kPa	32.2 kPa	31.8 kPa	31.8 kPa	32.3 kPa	34.8 kPa	29.7 kPa	29.0 kPa	38.3 kPa
Standard Track Width	180 mm	230 mm	230 mm	300 mm	300 mm	300 mm	300 mm	350 mm	350 mm	400 mm	400 mm	450 mm
<b>Performance</b>												
Arm Breakout Force	5,550 N	9,180 N	10,371 N	15,780 N	20,413 N	20,413 N	20,413 N	25,889 N	22,171 N	30,993 N	31,078 N	36,712 N
Bucket Breakout Force	8,294 N	16,177 N	20,835 N	25,140 N	30,995 N	30,995 N	30,995 N	42,707 N	37,744 N	44,297 N	42,307 N	72,368 N
(Over blade, ground level, 3m reach)	239 kg	398 kg	498 kg	1,070 kg	1,268 kg	1,466 kg	1,466 kg	2,232 kg	2,513 kg	2,802 kg	3,060 kg	4,425 kg
(Over side, ground level, 3m reach)	119 kg	251 kg	292 kg	461 kg	624 kg	638 kg	672 kg	945 kg	705 kg	1,154 kg	1,216 kg	2,131 kg
Travel Speed: Low/High	2.1/2.8 km/hr	2.7/4.3 km/hr	2.1/4.2 km/hr	2.9/5.2 km/hr	2.6/4.7 km/hr	2.6/4.7 km/hr	2.6/4.7 km/hr	2.6/5.2 km/hr	2.9/5.3 km/hr	2.5/4.2 km/hr	2.8/4.5 km/hr	2.7/4.7 km/hr
<b>Long Arm Option Performance</b>												
Tail Swing Type/Overhang	-	-	-	-	440 mm	90 mm	90 mm	325 mm	-	92 mm	91 mm	-
Weight (with Long Arm & Counterweight)	-	-	1,936 kg	-	3,720 kg	3,800 kg	3,895 kg	4,729 kg	-	5,447 kg	5,351 kg	-
Dig Depth	-	-	2,565 mm	-	3,417 mm	3,417 mm	3,417 mm	3,463 mm	-	3,834 mm	3,878 mm	-
Reach at Ground Level	-	-	4,264 mm	-	5,270 mm	5,520 mm	5,520 mm	5,550 mm	-	6,232 mm	6,278 mm	-
Dump Height Clearance	-	-	2,693 mm	-	3,521 mm	3,521 mm	3,521 mm	3,944 mm	-	4,213mm	4,170 mm	-
<b>Extendable Arm Option Performance</b>												
Tail Swing Type/Overhang	-	-	-	-	440 mm	90 mm	-	-	-	-	-	-
Weight (with Extendable Arm & Counterweight)	-	-	-	-	3,825 kg	3,899 kg	-	-	-	-	-	-
Dig Depth	-	-	-	-	3,932 mm	3,932 mm	-	-	-	-	-	-
Reach at Ground Level	-	-	-	-	5,762 mm	6,012 mm	-	-	-	-	-	-
Dump Height Clearance	-	-	-	-	3,806 mm	3,806 mm	-	-	-	-	-	-
<b>Engine</b>												
Horsepower	10.2 HP (7.6 kW)	13.9 hp (10.4 kw)	13.9 HP (10.4 kW)	24.8 HP (18.5 kW)	24.8 HP (18.5 kW)	24.8 HP (18.5 kW)	33.5 HP (25.0 kW)	42.6 HP (31.4 kW)	48.9 HP (36.5 kW)	48.9 HP (36.5 kW)	49.7 HP (36.5 kW)	65.9 HP (49.2 kW)
Engine Type	Tier 4	Tier 4	Tier 4	Tier 4	Tier 4	Tier 4	Tier 4	Tier 4	Interim Tier 4	Interim Tier 4	Tier 4	Tier 4
Fuel Tank Capacity	16.0 L	19.0 L	19.0 L	34.4 L	52.0 L	52.0 L	52.0 L	72.0 L	72.0 L	72.0 L	72.0 L	116.0 L
<b>Hydraulics</b>												
Piston Pump	-	Yes	Yes	Yes	Yes	Yes	Yes	Yes	Yes	Yes	Yes	Yes
Load-Sensing Pump	-	Yes	Yes	Yes	Yes	Yes	Yes	Yes	Yes	Yes	Yes	Yes
<b>Machine Features &amp; Options</b>												
Angle Blade	-	-	-	-	-	Opt	-	Opt	-	Opt	Opt	-
Auto-Idle Throttle	-	-	-	Std	Std	Std	Std	Std	Std	Std	Std	Std
Auto-Shift Travel System	-	Opt	Opt	Std	Std	Std	Std	Std	Std	Std	Std	Std
Automatic Slew Brake	-	Std	Std	Std	Std	Std	Std	Std	Std	Std	Std	Std
Blade Float	-	-	-	Std	Std	Std	Std	Std	Std	Std	Std	Std
Cab with Heat	-	Opt	Opt	-	-	-	-	-	Opt	Opt	-	-
Cab with Heat and A/C	-	-	-	Opt	Opt	Opt	Std	Opt	Opt	Opt	Opt	Std
Control Pattern Selector	Std	Std	Std	Std	Std	Std	Std	Std	Std	Std	Std	Std
Deluxe Cloth Seat	-	-	Opt	Opt	Opt	Opt	Std	Opt	Opt	Opt	Opt	Std
Fingertip Boom Swing Control	-	Opt	Opt	Std	Std	Std	Std	Std	Std	Std	Std	Std
Fold-Down TOPS	Std	-	-	-	-	-	-	-	-	-	-	-
Keyless/Password Start System	Opt	Opt	Opt	-	Opt	Opt	-	Opt	Opt	Opt	Opt	-
Retractable Undercarriage	Std	Std	Std	-	-	-	-	-	-	-	-	-
Steel Tracks	-	-	Opt	Opt	Opt	Opt	-	-	Opt	Opt	-	-
<b>Features for Attachments</b>												
Auxiliary Hydraulics with Quick Couplers	Std	Std	Std	Opt	Std	Std	Std	Std	Std	Std	Std	Std
Auxiliary Hydraulic Flow	20.0 L/min	30.0 L/min	30.0 L/min	53.75 L/min	63.9 L/min	63.9 L/min	63.9 L/min	63.9 L/min	75.7 L/min	75.7 L/min	75.7 L/min	95.0 L/min
Auxiliary Hydraulic Pressure	190 bar	180 bar	180 bar	180 bar	206 bar	206 bar	206 bar	206 bar	210 bar	210 bar	210 bar	210 bar
Fingertip Auxiliary Control	-	Std	Std	Std	Std	Std	Std	Std	Std	Std	Std	Std
Secondary Auxiliary Hydraulics	-	-	-	Opt	Opt	Opt	-	Opt	Opt	Opt	Opt	Std
Selectable Auxiliary Flow	-	Opt	Opt	Std	Std	Std	Std	Std	Std	Std	Std	Std

Certain specification(s) are based on engineering calculations and are not actual measurements. Specification(s) are provided for comparison purposes only and are subject to change without notice. Specification(s) for your individual Bobcat equipment will vary based on normal variations in design, manufacturing, operating conditions, and other factors. Pictures of Bobcat units may show other than standard equipment. Actual feature(s) and option(s) may vary by the region.

Lined writing area on the left page.


Lined writing area on the right page.



# YOU ARE ONE TOUGH ANIMAL.

Everything we put into Bobcat equipment is designed to make more of whatever you bring to the job. Whether it's strength, versatility, speed or agility, it's built around you.

## B O B C A T T I M E L I N E



Bobcat is a Doosan company. Doosan is a global leader in construction equipment, power and water solutions, engines, and engineering, proudly serving customers and communities for more than a century.

Bobcat®, the Bobcat logo and the colors of the Bobcat machine are registered trademarks of Bobcat Company in the United States and various other countries. ©2021 Bobcat Company. All rights reserved.



**Bobcat**®

*One Tough Animal.*

Doosan Bobcat Korea Co., Ltd.

[www.bobcat.com](http://www.bobcat.com)