



Bobcat®

Skid-Steer Loaders



One Tough Animal®



The skid-steer loader can pivot 360 degrees, which makes it one of the most maneuverable pieces of equipment available.

Why skid-steer loaders?

Since inventing the world's first true compact loader in 1958, Bobcat has constantly improved on its original concept: a tough, agile and versatile compact machine that can tackle an incredible number of jobs. | Today, the innovation continues. The Bobcat® skid-steer loader features a superior design that outperforms other brands while maximizing your uptime and delivering unmatched comfort.



Highly Maneuverable

The skid-steer loader is compact and pivots 360 degrees, allowing you to easily maneuver in close quarters.

Highly Versatile

From laying sod to demolition, a wide variety of Bobcat-built attachments maximizes equipment usage and expands job possibilities.

Compact Size

As builders maximize land space, lot lines get tighter. The skid-steer loader's compact size allows you to easily negotiate obstacles and tight spaces.

Extremely Portable

A lightweight machine can be easily hauled on a trailer. In many cases, you don't even need a commercial driver's license to haul the loader.*

*Always check towing restrictions.

Easily See Your Work

In a skid-steer loader, the attachment is nearby, visible and unobstructed by a machine hood or tires.

Low Cost

Compared to larger equipment, skid-steer loaders perform similar tasks in tighter working conditions for a fraction of the cost.

Better Fuel Economy

Skid-steer loaders offer great fuel economy without sacrificing performance.

Replace Costly Labor

Labor is expensive and hard to find. With Bobcat skid-steer loaders, you can do more with less and increase your profits.

Performance

Great performance doesn't only come from a high horsepower engine. Bobcat loaders use the machine's design and balance to deliver more usable horsepower. We build machines with the right balance between engine and pump, plus a weight distribution that delivers powerful breakout forces and faster cycle times. If you need to work quicker, lift more and outperform the competition, Bobcat compact skid-steer loaders are the only choice.



Quicker Turning

When not carrying a load, a weight distribution of 70 percent in the rear and 30 percent in the front delivers balanced, easy turning for ideal performance:

- Best weight distribution for turning and skidding.
- Reduces fuel consumption and power requirements from engine.
- Increases life of drive train and tires.
- Less wear and tear than flat-footed machines sold by other manufacturers.

Control in Your Hands

With Bobcat skid-steer loaders, you can feel and control the loader's drive, engine torque and tractive effort – so you can push your machine to the limit without an engine anti-stall system robbing you of power when you need it the most.

2-Speed Travel Option

Boost top travel speed by as much as 57 percent and reduce the time it takes to travel across a jobsite.



Stronger Hydraulics

The Bobcat engine, pump, horsepower and cubic-inch displacement are configured precisely for each model's specific operating capacity. Engine horsepower and hydraulic system performance are finely tuned to run circles around other machines.

More Torque

Bobcat loaders reach maximum torque at a lower rpm to minimize stalling and save time and fuel.

Faster Cycle Times

Hydraulic pumps in Bobcat loaders are matched to cylinder size and loader lift capacity to provide fast cycle times that help you get the job done faster.

Powerful Breakout Forces

High-efficiency hydraulic pumps deliver more power matched to demand and provide better breakout forces.

Hydraulic Bucket Positioning

Optional hydraulic bucket positioning keeps your bucket level when raising lift arms, reducing spillage and allowing you to work more efficiently.

Automatic Ride Control

Automatic ride control detects when you're carrying material and cushions the load to reduce spillage and increase operator comfort. The system works at any speed. Operators can flip a switch to turn it off for tasks such as backdragging.



Uptime Protection

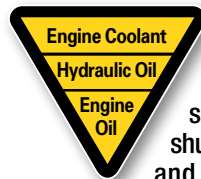
When the skid-steer loader isn't working, nobody's working. That's why Bobcat reliability is legendary. Whether it's our maintenance-free chaincase, smart cooling, superior lift arms, machine shutdown protection, self diagnostics or theft protection, our reputation for reliable equipment protects your reputation for timely, productive work.

Battery Run-Down Protection

The lighting circuit automatically shuts down to prevent accidental battery discharge.

No-Maintenance Axle Bearings

Bobcat axle bearings are automatically lubricated with chaincase oil – so they never need greasing.



Machine Shutdown Protection

Bobcat loaders come standard with automatic shutdown that monitors engine and hydraulic functions. The system alerts the operator and actually shuts the machine down – lessening the chance of damage to the engine or hydraulic components.

Tougher Axles

Axles larger than any comparable-sized loader prevent downtime.

Maintenance-Free Chaincase

The rugged Bobcat chaincase is the only maintenance-free chaincase in the industry with exclusive fixed-axle tubes, stronger axles and fully sealed bearings.

No Adjustments

The Bobcat chaincase requires no adjustments – ever.

Strong Chains

Tight manufacturing tolerances. Endless roller, high-strength oval chains (HSOC). Thick side-link plates and hardened pins. The chains are 38 percent stronger than the competition.



SMART COOLING



The Bobcat cooling system is smarter because of its superior protection and exclusive SmartFAN.

Quieter Operation

The hydraulically powered SmartFAN senses engine temperature and only turns as fast as needed, reducing sound levels and providing excellent protection from overheating.

Optional Reversible Fan

Reduce maintenance and downtime while increasing productivity in dirty, dusty conditions. The reversible fan increases uptime by purging debris from the rear screen. Auto mode reverses airflow automatically, and operator-controlled purge mode gives you the ability to reverse the fan at any time.

Protected Cooling Location

The Bobcat radiator and hydraulic oil cooler are well protected between the frame uprights, above the engine. This also leaves the rear of the engine freely accessible for maintenance checks.

More Efficient Cooling

Designed to provide excellent cooling for M-Series and M2-Series loaders, the patented dual path cooling system draws cool, clean air from above, pulls warm air out of the engine compartment and forces it out two side vents, directing hot air away from the operator.



OPTIONAL REVERSIBLE FAN

Effective cooling
in extreme conditions





Superior Lift Arms

Your loader arms should remain rigid when you move with a load, and hydraulic hoses should be protected from the hazards of a jobsite. Bobcat knows this better than anyone. Our durable, patented lift-arm design and a choice of lift path help you meet the unique demands of your job.

Higher lift, more capacity and reach at maximum height

Vertical Lift Path

A vertical lift path provides higher lift capacity and more reach at full lift height than radius lift path, keeping the load closer to the machine while you raise the loader arms. Because you achieve maximum reach at full lift height, it's easier to clear high-sided truck boxes and hoppers. It's also better for placing heavy pallets of block or sod.



Job-Matched Lift Arms

A vertical lift path and radius lift path each have their advantages. Bobcat builds both styles to match the work you do.

Hydraulically Cushioned Cylinders

Smooth, quick Bobcat lift cylinders softly lower the lift arms back to their original position on the loader frame. This occurs automatically with every lift cycle to reduce noise and increase comfort during operation.

Radius Lift Path

A radius lift path provides maximum reach at truck bed height. Arm movement forms an arc. More than 80 percent of that arc delivers better reach at truck bed height. A radius lift path excels in jobs at mid-range heights, like dumping over a wall, backfilling or unloading flatbed trucks.



Every pin and connecting point on Bobcat lift arms are part of a single-plane design. Side-to-side movement is minimized, resulting in less wear and longer life. It also helps prevent unwanted spillage of material.

More reach at mid-range

Deluxe Instrumentation

The deluxe instrument panel offers you even more functionality. The 5-inch, full-color LCD screen enables monitoring of and interaction with your machine. The system can even provide information about machine performance in English, Spanish and five other languages.



Activity Monitor Check machine usage by operator with the job clock feature.



Functional Lockouts Protect your investment from misuse or accidental use by locking out certain functions such as high-flow hydraulics and 2-Speed travel.

Password-Protected Keyless Start

Eliminate downtime due to lost keys. Remove the risk of spare keys in the pockets of current or former employees. Reduce the chance of theft or unauthorized use. You might even reduce your insurance premiums.

Attachment Operation

Deluxe instrumentation features a viewable job clock for certain attachments and the ability to make adjustments to laser-guided attachments without stepping out of the cab. You can even monitor certain attachment functions on-screen.

Diagnostics

The easy-to-read, backlit display panel monitors 14 major loader functions and provides troubleshooting suggestions to help solve a potential problem, which helps maximize your uptime.

Other Deluxe Instrumentation Features

Digital time clock, user job clock, statistics for overall job and individual operators, resettable hour meter, attachment controls, help menu, and multiple password settings give you added convenience and more control over your machine.

M2-Series deluxe instrument panel is pictured here. See your dealer for details.



Theft Protection

According to the National Insurance Crime Bureau, \$3 million in compact equipment is lost each day to thieves. Compact loaders are one of the most stolen pieces of compact equipment in the world.

Reduce the risk of loss due to theft or unauthorized use with the optional password-protected Bobcat deluxe instrument panel and up to eight custom keyless start codes. It may even qualify your business for reduced insurance premiums.

Optional Keyless Panel

If you're not ready for the robust functionality of deluxe instrumentation, but you'd like the convenience of keyless start with the added security of an owner-defined numeric code, choose the optional security panel upgrade.

Comfort Cab

Bobcat has always led the industry in cab comfort. The M2-Series cab design is the best, most comfortable cab we've ever built.

Vibration-Reducing Cab Isolation

With front-mount rubber bushings that are 32 percent larger and rear-mount bushings that are 160 percent larger than previous generation loaders, the operator experience is better than ever.

Pressurizing Front Door Seal

A front door seal increases cab pressurization to repel dust and keep clean heated or air-conditioned air inside.

Dial Hand Throttle

Adjust your engine speed quickly and easily.

Seat-Mounted Joysticks

On loaders with Selectable Joystick Controls (SJC), the joysticks are mounted to the seat. As your suspension seat moves up and down, the joysticks move with the seat for added comfort while operating.

Improved Seat Adjustment

The adjustable seat features 2 additional inches of forward or aft movement to accommodate different-sized operators.

Large Entry

On machines with enclosed cabs, large swing-open doors provide ample room for exit and entry.

More Room

Our stronger, narrower loader arms make a wider cab possible, with up to 20 percent more interior space than competitors, keeping you comfortable.



Heat and Air Conditioning

Because our AC units are integrated into the machine, there is no bulky add-on unit to obstruct your visibility. Automotive-style vents allow you to point your air where you need it for greater comfort in all weather conditions.

Ample Storage

Storage bins are located throughout the interior. You can store items wherever it's convenient – on your right or on your left.

Convenient Engine Speed Control

The engine speed control is within easy reach on the right-hand corner post of the cab.

Fingertip Controls

Fingertip controls make your attachment comfortable to operate, easy to control and simple to adjust while driving. Dual-direction detent allows hydraulic flow to be engaged continuously, in either direction, without holding a switch. Variable hydraulic flow allows you to slowly move cylinders when working with a grapple or combination bucket, or crank it up to maximum flow to quickly shake dirt from an auger bit.



12-Volt Power Accessory

Your cab is your office. That's why Bobcat installed a 12-volt power accessory for charging your mobile phone and other devices.



Easy-Pull, Easy-Secure Side Window

Simply pull the window knob to slide the side window to five lockable positions. The window stays exactly where you want it to get consistent air flow.

Heated Cloth Air-Ride Seats

Upholstered in comfortable, breathable cloth and equipped with operator-controlled heat for warmth in cold weather, the optional air-ride seat provides the ultimate in comfort. The air suspension adjusts to your weight, helping you smooth out the bumps on your jobsite and increasing your comfort.

Side Lighting Kit

Mounted above the right and left side windows, these low-profile, 800-lumen-rated LED lights make operation more productive at all hours.

Radio-Capable

Order your loader with a stereo to enhance your operation experience. The radio features an auxiliary audio input jack that is ready for a mobile phone or other device.

Other Comfort Cab Features

- High-output halogen lights for low-light operation
- Adjustable foot pedals

Availability of some comfort features varies by model and configuration. See your dealer for details.



Leading Visibility

Leading all-around visibility is central to the design of the cab on Bobcat loaders. This provides a big advantage when loading a truck or using attachments.



Increased Top Visibility

A top window with 34 percent more viewing area gives you an unbeatable view when raising a load above the cab, such as loading trucks or stacking materials.



Cab-Forward Design

The cab-forward design moves the operating area closer to the attachment, giving you a better vantage point to see your work.

Front Visibility

Comfortably see your work from the seat through a single, curved pane of glass that delivers as much as 50 percent more glass surface area than other manufacturers. Powerful lighting gives you a great view for night operation.



Rear Visibility

The cab-forward design doesn't affect rear visibility. The large rear window and angle of the back of the loader provide a great view behind the tailgate.

All-around visibility is central to the design of the cab on Bobcat loaders.

Side Visibility

In the Bobcat cab, you can see the wheels without having to lift your loader arms, increasing your performance in tight areas, such as grading next to a building or backing onto a trailer.

Pressurized Cab

Dirt, dust, mud and debris are part of your routine. Bobcat enclosed cabs have a best-in-class pressurized interior space for cleaner, more comfortable operators. A newly redesigned front door seal allows for even greater cab pressurization in M2-Series loaders; it keeps dust out and heat or air-conditioning in.



The innovative Bobcat door design includes a one-piece seal. Plus, the unique curved door pocket provides the best possible seal against dust, dirt and debris.

Choice Controls

Bobcat provides intuitive, precise and adaptable control options to make every operator as productive as possible. Whether your job requires a fine, precise touch when working close to walls and obstacles or quick, responsive work group action and maneuverability, Bobcat puts you in total control of the task.



Remote Control
With remote control operation, you control your loader without having to be in the cab. This is a smart solution for hot, dusty environments or on jobs where you'd rather be outside the machine. Completely portable, and designed for the worst working environments, the radio remote control system is installed or removed in minutes for easy use with multiple machines.



Bobcat Standard Controls
With Bobcat standard controls, each steering lever controls each drive side independently, while dual foot pedals control the loader lift and tilt. It's still the most popular control style.



Selectable Joystick Control (SJC)

Selectable Joystick Control offers low-effort hand control of all machine work group functions. "ISO" or "H" patterns can be easily activated by a dash-mounted rocker switch inside the cab.

BOBCAT SELECTABLE JOYSTICK CONTROL



Low-Effort Pump (600 & 700 Platform)
Reduces the lever forces required to move your machine with standard controls, yet maintains the precision and maneuverability you've come to expect. Operators experience less fatigue and enhanced productivity.

SJC provides big performance advantages.

These low-effort joysticks are loaded with Bobcat-exclusive features that increase your productivity:

Drive Response Mode

Drive response mode allows you to choose how the drive responds to joystick movement. Whether you like a more gradual response, quick, instant feedback, or something in-between, three different settings put you in control.

Speed Management

A Bobcat exclusive. Simply "dial in" your required travel speed in small increments to match speed to your operation requirements and maximize attachment performance. Speed management gives you a full range of joystick motion at a slower speed, giving you precise control of machine movements while maintaining maximum driveline torque and full hydraulic power.

Steering Drift Compensation


Steering drift compensation keeps you on a straight path by helping you make minor adjustments to the steering. It's beneficial when you side-shift certain attachments, such as planers or trenchers, as this will tend to pull the machine to one side. You can also use it while driving on surfaces that cause the loader to gradually drift left or right, such as crowned roads. Make fine steering adjustments to either side and stay on target.

Horsepower Management

Bobcat horsepower management automatically adjusts the loader drive system to maximize pushing and digging power while minimizing your chance of stalling. Unlike other anti-stall systems, Bobcat horsepower management lets the operator obtain maximum engine and drive torque to match the toughest digging conditions. If you prefer to work without it, simply disengage with the push of a button.


Quick Couplers

Trapped line pressure can make attachment changes anything but quick. So Bobcat loaders come with quick couplers to release trapped pressure. By pushing the coupler inward, hydraulic oil is released through a return line back into the machine. The result is a clean, quick attachment change every time.




Attachment Control Kit

Several attachments require control of more than one function. Our small, seven-pin attachment harness activates power and fingertip-control functions while eliminating the need for mechanical relays used on other loaders. It's fully integrated with your Bobcat loader for a clean look and protected routing.



Bob-Tach System

Change attachments in less than a minute with the Bob-Tach® mounting system. Replace a bucket with a pallet fork, landscape rake, auger, grapple and more, while keeping a tight attachment fit every time.



Power Bob-Tach System

With the Power Bob-Tach system, you can change non-hydraulic attachments without leaving the comfort of your cab. Just line up the attachment and press the switch.

Do more than dig.



Deluxe Instrumentation Hour Clock

With the deluxe instrument panel, you can monitor the number of hours on each attachment.



Laser Positioning

For laser-controlled attachments, deluxe instrumentation provides real-time, in-cab attachment position monitoring and adjustment.



Tree Spade Control

With deluxe instrumentation, you can monitor active blades and gates, change auto-dig and easy-dig settings, and monitor the number of trees dug in a day.



Sonic Tracer/Slope Sensor

The sonic tracer/slope sensor kit enables operators to create an accurate cross-slope or precisely grade when laser receivers and transmitters are limited by jobsite obstacles or the grade needed does not follow a plane.



Bobcat loaders have your business expansion built right in. An auger, breaker or one of more than 70 attachments will go a long way to save you time and labor. Whether it's breaking concrete, taking down buildings or drilling tree holes, Bobcat attachments help you take on new jobs and get more use from your machine. They're vertically integrated with your Bobcat loader's electronics, hydraulics and geometry, and they're designed with visibility and ease of entry and exit in mind.

High-Flow Hydraulics

Optional high-flow hydraulics provide a big power boost for better production with attachments. Certain attachments, such as the flail cutter, trencher, planer and stump grinder, get maximum performance from high-flow hydraulics.

Superior Attachment Availability

Bobcat dealers specialize in compact equipment – so they are much more likely to stock or rent attachments that other equipment retailers don't even have. You'll be able to buy or rent the attachments you need.

Attachment Support

The attachment is as important as your machine. If you buy an attachment off the internet or at a discount store, who is going to service it, provide parts and complete your warranty? Bobcat Company supports its attachments better than anyone. We are your one-stop shop for your attachment parts, service, finance and warranty.

Multi-Carrier Versatility

Get more versatility and profitability for your dollar. Several Bobcat attachments can be used across carriers. For example, a Model 15C auger can be shared with a skid-steer loader, compact track loader, compact excavator, Toolcat™ utility work machine and telescopic handler.



Panoramic Serviceability

Bobcat loaders are designed to provide the fastest, easiest maintenance in the industry. Engine checkpoints are within easy reach – so daily maintenance actually gets done. Unparalleled access to routine and long-term maintenance points makes preventative maintenance simple, reducing your operating costs and adding to your bottom line.



Full-Access Serviceability

Our large, swing-open tailgate provides convenient access to routine maintenance points. There are no radiators to move, lift arms to raise or lift-arm support devices to install.

Protective Tailgate

The one-piece, ¼-inch steel tailgate door protects loader components from jobsite hazards.

Tip-Up Cab

For non-routine service, simply remove two nuts and tip back the cab to access hydraulic and hydrostatic components in minutes.



Bobcat gives you more.

More models. More features. More options. More versatility.

With skid-steer models ranging from 914 mm to 2032 mm wide and 23.5 to 92 horsepower, no one gives you more choices – or more machine for your money – than Bobcat. Get your choice of vertical lift path or radius lift path arm configurations. Take advantage of exclusive designs and groundbreaking technology. With Bobcat, you'll always get more, which means you'll have an easier time finding the machine that's matched to your job.



S450



S590



Bobcat Loaders ...

Bobcat Excavators ...

A Perfect Combination.

If you want to push your productivity to new heights, pair your loader with a Bobcat excavator.

Bobcat gives you more. More models. More options. More versatility.

Ultimate Equipment Combination

If you are replacing your backhoe, nothing beats the versatility and speed of a Bobcat skid-steer loader working in tandem with a Bobcat compact excavator.

Versatility

Backhoes offer just a few attachments. The skid-steer loader and excavator can use up to 60 different attachments, giving you access to more jobs.

Compact Efficiency

Compact excavators are designed for long periods of excavating. The compact size allows use in confined areas like backyards and inside buildings. And with the operator's offset position in the cab, there is better visibility to the bucket.

Better Spoil Placement

Excavators offer unlimited spoil dumping options with 360 degrees of rotation. You can also dig in any position around the machine.

More Efficiency Saves You Money

You can only accomplish one thing at a time with a backhoe. When you combine a Bobcat skid-steer loader with a compact excavator, you can double your productivity. One can dig while the other can backfill or load trucks at the same time.



S530



S630



S650

Specifications and Features

Skid-Steer Loaders



Model	S70	S100	S450 (Tier II)	S450 (Tier IV Interim)	S510	S530	S550	S570	S590	S630	S650	S770
Emissions Tier (EPA)	Tier 4	Tier 4	Tier 2	iT4	iT4	iT4	iT4	iT4	iT4	iT4	iT4	Tier 3
Loader Series	K-Series	K-Series	M-Series	M-Series	M-Series	M-Series	M-Series	M-Series	M-Series	M-Series	M-Series	M-Series
Rated Operating Capacity (ROC) (ISO 14397-1)	362 kg	457 kg	608 kg	608 kg	810 kg	869 kg	894 kg	944 kg	998 kg	1040 kg	1282 kg	1569 kg
Tipping Load (ISO 14397-1)	724 kg	914 kg	1215 kg	1215 kg	1619 kg	1737 kg	1788 kg	1888 kg	1995 kg	2079 kg	2564 kg	3137 kg
Height to Hinge Pin	2399 mm	2633 mm	2781 mm	2781 mm	2908 mm	3023 mm	2908 mm	3023 mm	3023 mm	3073 mm	3149 mm	3657 mm
Lift Arm Path	Radius	Radius	Radius	Radius	Radius	Vertical	Radius	Vertical	Vertical	Radius	Vertical	Vertical
Size and Speed												
Operating Weight	1312 kg	1860 kg	2240 kg	2240 kg	2686 kg	2815 kg	2841 kg	2900 kg	3054 kg	3496 kg	3777 kg	4162 kg
Bucket Width	914 mm	1270 mm	1575 mm	1575 mm	1727 mm	1727 mm	1727 mm	1727 mm	1727 mm	1880 mm	1880 mm	1880 mm
Cab Height	1814 mm	1878 mm	1976 mm	1976 mm	1972 mm	1972 mm	1972 mm	1972 mm	1972 mm	2065 mm	2065 mm	2065 mm
Travel Speed – Low Range	9.8 km/h	8.2 km/h	11.4 km/h	11.4 km/h	11.8 km/h	11.8 km/h	11.8 km/h	11.8 km/h	11.8 km/h	11.4 km/h	11.4 km/h	11.4 km/h
Travel Speed – High Range (Optional 2-Speed Travel)	-	13.4 km/h	14.8 km/h	14.8 km/h	17.3 km/h	17.3 km/h	17.3 km/h	17.3 km/h	17.3 km/h	19.8 km/h	19.8 km/h	19.8 km/h
Engine												
Horsepower	23.5 HP	24.8 HP	48.8 HP	48.9 HP	48.9 HP	48.9 HP	61.0 HP	61.0 HP	66.0 HP	74.3 HP	74.3 HP	92.0 HP
Type	Natural Aspirated	Natural Aspirated	Natural Aspirated	Natural Aspirated	Natural Aspirated	Natural Aspirated	Turbo Charged	Turbo Charged	Turbo Charged	Turbo Charged	Turbo Charged	Turbo Charged
Fuel Tank Capacity	24.6 L	45.0 L	54.5 L	54.5 L	93.7 L	93.7 L	93.7 L	93.7 L	93.7 L	90.5 L	90.5 L	90.5 L
Tires												
Bobcat Standard Duty	Std	Opt	Opt	Opt	Opt	Opt	Opt	Opt	Opt	Opt	Opt	Opt
Bobcat Heavy Duty	Opt	Std	Std	Std	Std	Std	Std	Std	Std	Std	Std	Std
Bobcat Severe Duty	-	-	Opt	Opt	Opt	Opt	Opt	Opt	Opt	Opt	Opt	Opt
Bobcat Super Float	-	-	Opt	Opt	Opt	Opt	Opt	Opt	Opt	Opt	Opt	Opt
Control Options												
Bobcat Standard (Foot Pedals/Steering Levers)	Std	Std	Std	Std	Std	Std	Std	Std	Std	Std	Std	Std
Selectable Joystick Control (SJC)	-	Opt	-	Opt	Opt	Opt	Opt	Opt	Opt	Opt	Opt	Opt
Radio Remote Control (SJC Required)	-	Opt	-	Opt	Opt	Opt	Opt	Opt	Opt	Opt	Opt	Opt
Machine Features												
Air Ride Seat	-	Opt	-	Opt	Opt	Opt	Opt	Opt	Opt	Opt	Opt	Opt
Back-up Alarm & Horn	Std	Std	Std	Std	Std	Std	Std	Std	Std	Std	Std	Std
Bobcat Interlock Control System (BICSTM)	Std	Std	Std	Std	Std	Std	Std	Std	Std	Std	Std	Std
Cab with Heat	Opt	Opt	-	Opt	Opt	Opt	Opt	Opt	Opt	Opt	Opt	Opt
Cab with Heat & Air Conditioning	-	-	-	Opt	-	-	Opt	Opt	Opt	Opt	Opt	Opt
Deluxe Instrumentation (Includes Keyless Start)	-	Opt	-	Opt	Opt	Opt	Opt	Opt	Opt	Opt	Opt	Opt
Hydraulic Bucket Positioning	Opt	Opt	-	Opt	Opt	Opt	Opt	Opt	Opt	Opt	Opt	Opt
Front and Rear Work Lights	Std	Std	Std	Std	Std	Std	Std	Std	Std	Std	Std	Std
Radio	Opt	Opt	-	Opt	Opt	Opt	Opt	Opt	Opt	Opt	Opt	Opt
Ride Control	-	-	-	Opt	Opt	Opt	Opt	Opt	Opt	Opt	Opt	Opt
ROPS/FOPS Approved Cab Structure	Std	Std	Std	Std	Std	Std	Std	Std	Std	Std	Std	Std
Sound Reduction Package	Opt	Opt	-	Opt	Opt	Opt	Opt	Opt	Opt	Opt	Opt	Opt
2-Speed	-	Opt (w/SJC)	-	Opt (w/SJC)	Opt	Opt	Opt	Opt	Opt	Opt	Opt	Opt
Features for Attachments												
Attachment Control Kit	Opt	Opt	-	Opt	Opt	Opt	Opt	Opt	Opt	Opt	Opt	Opt
Bob-Tach Mounting System	Std	Std	Std	Std	Std	Std	Std	Std	Std	Std	Std	Std
Power Bob-Tach System	-	Opt	-	Opt	Opt	Opt	Opt	Opt	Opt	Opt	Opt	Opt
Fingertip Auxiliary Hydraulics Control	-	Opt (w/SJC)	-	Std	Std	Std	Std	Std	Std	Std	Std	Std
Hydraulic System Pressure	207 Bar	207 Bar	224-231 Bar	224-231 Bar	238-245 Bar	238-245 Bar	238-245 Bar	238-245 Bar	238-245 Bar	238-245 Bar	238-245 Bar	238-245 Bar
Hydraulic Standard Flow	33.7 L/min	36.4 L/min	63.2 L/min	63.2 L/min	64.7 L/min	64.1 L/min	64.7 L/min	64.7 L/min	64.7 L/min	87.1 L/min	87.1 L/min	87.1 L/min
Hydraulic High Flow (Optional)	-	-	-	-	-	-	101.1 L/min	101.1 L/min	101.1 L/min	115.5 L/min	115.5 L/min	138.2 L/min
Pressure Release Hydraulic Quick Couplers (Drain port)	-	Opt (w/SJC)	-	Std	Std	Std	Std	Std	Std	Std	Std	Std

Attachments

	S70	S100	S450	S510	S530	S550	S570	S590	S630	S650	S770
Angle broom	X	X	X	X	X	X	X	X	X	X	X
Augers	X	X	X	X	X	X	X	X	X	X	X
Backhoes		X	X	X	X	X	X	X	X	X	X
Bale fork		X	X	X	X	X	X	X	X	X	X
Box blade				X	X	X	X	X	X	X	X
Brush saw		X	X	X	X	X	X	X	X	X	X
Brushcat™ rotary cutter				X	X	X	X	X	X	X	X
Bucket, dirt	X	X									
Bucket, general purpose	X	X	X	X	X	X	X				
Bucket, construction		X	X	X	X	X	X	X	X	X	X
Bucket, low profile			X	X	X	X	X	X	X	X	X
Bucket, fertilizer			X	X	X	X	X	X	X	X	X
Bucket, snow			X	X	X	X	X	X	X	X	X
Bucket adapter			X	X	X	X	X	X	X	X	X
Combination bucket			X	X	X	X	X	X	X	X	X
Concrete pump							X	X	X	X	X
Digger	X	X	X	X	X	X	X	X	X	X	X
Dozer blade	X		X	X	X	X	X	X	X	X	X
Dumping hopper	X	X	X	X	X	X	X	X	X	X	X
Flail cutter			X	X	X	X	X	X	X	X	X
Forestry cutter									X	X	X
Forks, utility	X	X	X	X	X	X	X	X	X	X	X
Grader			X	X	X	X	X	X	X	X	X
Grapple, farm/utility	X	X	X	X	X	X	X	X	X	X	X
Grapple industrial	X	X	X	X	X	X	X	X	X	X	X
Hydraulic breaker	X	X	X	X	X	X	X	X	X	X	X
Landplane	X	X	X	X	X	X	X	X	X	X	X
Landscape rake			X	X	X	X	X	X	X	X	X
Mixing bucket	X	X	X	X	X	X	X				
Pallet forks	X	X	X	X	X	X	X	X	X	X	X
Pallet forks hydraulic			X	X	X	X	X	X	X	X	X
Planer			X	X	X	X	X	X	X	X	X
Salt & sand spreader			X	X	X	X	X	X	X	X	X
Scarifier			X	X	X	X	X	X	X	X	X
Scraper	X	X	X	X	X	X	X	X	X	X	X
Snow blade	X	X	X	X	X	X	X	X	X	X	X
Snow V-blade	X	X	X	X	X	X	X	X	X	X	X
Snowblower	X	X	X	X	X	X	X	X	X	X	X
Sod layer			X	X	X	X	X	X	X	X	X
Soil conditioner	X	X	X	X	X	X	X	X	X	X	X
Stabilizers, rear			X	X	X	X	X	X	X	X	X
Steel tracks				X	X	X	X	X	X	X	X
Stump grinder	X			X	X	X	X	X	X	X	X
Sweeper	X	X	X	X	X	X	X	X	X	X	X
Tiller	X	X	X	X	X	X	X	X	X	X	X
Tilt-tatch			X	X	X	X	X	X	X	X	
Tree transplanter				X	X	X	X	X	X	X	X
Trench compactor			X	X	X	X	X	X	X	X	X
Trencher	X	X	X	X	X	X	X	X	X	X	X
Utility frame	X	X	X	X	X	X	X	X	X	X	X
Vibratory roller			X	X	X	X	X	X	X	X	X
Water kit				X	X	X	X	X	X	X	X
Wheel saw					X	X	X	X	X	X	X
Wood chipper						X	X	X	X	X	X



PIONEERING MANEUVERABILITY

Bobcat introduced its first compact loader in 1958, and two years later, the world's first skid-steer loader. This created an entire industry of machines that put the power of large equipment in a compact size with unmatched maneuverability.

OFFERING MORE VERSATILITY

In 1970, Bobcat invented the first quick-change attachment system for skid-steer loaders, known as the Bob-Tach® mounting system. Today we offer more compact equipment attachments than anyone in the world, empowering customers to transform all of our machines into multi-tasking attachment carriers and reach higher levels of production.

ONE TOUGH ANIMAL®

All over the world, Bobcat equipment is known for being durable and dependable. By lasting longer and minimizing downtime, we help our customers become as successful as possible.

HELP WHEN YOU NEED IT

With over 50 years of experience and more than 150 locations, we offer the best dealer network in the ALAO region for compact equipment. Our dealers offer a quality sales force, dependable parts departments and qualified service technicians, all leading to a quality customer experience.



A CONSTANT INNOVATOR


In the late 1950s, a turkey farmer needed help – so in 1958, we introduced what was to become the world's first skid-steer loader. We created an industry by listening to the needs of the customer. This focus is the same today. In 2000, a superintendent needed help – so we built the world's first Toolcat utility work machine. We continue to be a global leader in innovation by listening to our customers.

LEADER BY DESIGN

Listening to the customer and a pioneering spirit are why Bobcat continues to lead the evolution of compact equipment ...

- 1960** Invented the FIRST true skid-steer loader.
- 1970** Invented the FIRST attachment mounting system for skid-steer loaders.
- 1977** Built the FIRST skid-steer loader with no chain adjustments required. Still a Bobcat exclusive.
- 1981** Introduced the FIRST secondary restraint seat bar.
- 1983** Developed the FIRST skid-steer loader with a transversely mounted engine. Still a Bobcat exclusive.
- 1990** Introduced the FIRST compact excavator manufactured in the U.S.
- 1999** Introduced the FIRST compact track loader with a solid-mounted undercarriage manufactured in the U.S.
- 2001** Invented the FIRST loader with all-wheel steer and skid-steer capabilities. Still a Bobcat exclusive.
- 2003** Revolutionized the way the world works with the invention of the Toolcat™ utility work machine line, the world's FIRST utility work machines – a cross between a pickup, attachment carrier and utility vehicle. Still a Bobcat exclusive.
- 2006** Introduced the FIRST utility vehicle with RapidLink™ attachment mounting system.
- 2008** Introduced Roller Suspension™, the FIRST all-steel suspension system.
- 2009** Launched M-Series compact excavators and loaders.
- 2011** The M-Series loader models S850 and T870 became the largest and most powerful in the Bobcat product lineup.
- 2012** Bobcat introduced two new sizes of extendable-arm excavator options that are both attachment and clamp-ready.
- 2013** The M-Series 500 frame-size loaders replaced the popular S185 and T190 (among many others). This loader size is the most popular in the world and has been for two decades.
- 2014** Bobcat launched the 400 frame-size loaders, completing the M-Series line; manufactured its one-millionth loader; introduced its own Tier 4, non-DPF engines; and opened the Bobcat Acceleration Center, a dedicated innovation, testing and technology facility.
- 2016** Launched the M2-Series loaders.
- 2017** Launched the R-Series excavators.
- Today** There are more Bobcat skid-steer loaders at work around the world than all other brands combined.
- Today** Bobcat manufactures more attachments than anyone in the world.
- Today** Bobcat is the only company that offers operator training kits for compact equipment.
- Today** Bobcat offers a full range of extendable-arm options, three sizes fitting five different excavator models.
- Today** Compact track loaders are rapidly becoming the product of choice in many market segments.
- Today** Launch of the compact tractor.

BOBCAT TIMELINE






THE LEADER IN VERSATILITY AND MANEUVERABILITY




Skid-Steer Loaders



Compact Track Loaders



Backhoe Loaders



Compact Excavators



Mini Track Loaders



Telescopic Handler



Toolcat™ Utility Work Machines



Utility Vehicles



Attachments

NOTE - Where applicable, dimensions are in accordance with ISO standards. Specifications and design are subject to change without notice. Pictures of Bobcat units may show other than standard equipment. All dimensions are given for loader equipped with standard tires. All dimensions are shown in metric. Bobcat Company complies with the requirements of ISO 9001 as registered with BSI.

Bobcat is a Doosan company. Doosan is a global leader in construction equipment, power and water solutions, engines, and engineering, proudly serving customers and communities for more than a century. Bobcat®, the Bobcat logo and the colors of the Bobcat machine are registered trademarks of Bobcat Company in the United States and various other countries. ©2022 Bobcat Company. All rights reserved.

Doosan Bobcat Korea Co., Ltd.
www.bobcat.com



Bobcat®

One Tough Animal.