



Bobcat®

One Tough Animal.

MOWERS

🌐 Europe





TOUGH CONDITIONS. TOUGHER PEOPLE.

At Bobcat, we're not just building machines—we're also celebrating the people who push them to the limit. Because real strength isn't just built into machines—it comes from the people who operate them.

[LEARN MORE](#)

ONE TOUGH ANIMAL

► OUR MISSION

We empower operators to accomplish more, while working in the toughest conditions and tightest situations. When our customers have the will, we provide the way.



► BOBCAT'S HISTORY

In 1958, Melroe Manufacturing Company introduced a compact front-end loader that evolved quickly into the M400, the world's first true skid steer loader. The company soon adopted what became the world-famous 'Bobcat' brand – and its success paved the way for the global compact equipment industry we know today.

► YEARS OF EXPERIENCE

Our Johnson Creek facility has been building tough and reliable mowers since 1972. That's more than 50 years of experience and know-how behind every mower that leaves the factory.



► BOBCAT TODAY

Inspired by success in the North American market, we introduced our new line of mowers in Europe to help customers meet new challenges and expand their business backed by reliable and tough equipment.



ENGINEERED TO KEEP YOU ON TOP OF YOUR GAME

► **SIMPLICITY, PRODUCTIVITY AND DURABILITY**

Change the way you work with Bobcat's mowers: intuitive machines that combine ease of use with agility and outstanding cutting quality. With multiple configurations, a robust build and easy servicing, these mowers give you the power to deliver perfect results for years to come.



► **UNBEATABLE PRODUCTIVITY**

Bobcat Mowers empower you to get more done in less time thanks to superior mowing speed, outstanding maneuverability, and agility on the job site.



► **A PREMIUM CUT**

Impress your clients thanks to the impeccable cutting quality of our mowers. With innovative deck designs and easily adjustable cutting height, you get perfect results every time.



► **DEPENDABLE & TOUGH**

With over 50 years of experience in designing and manufacturing mowers, Bobcat has all the know-how to make sure that you are getting a durable, dependable machine.



► **THE SIMPLE JOY OF WORKING**

The smooth controls, comfort, agility, and fast mowing speeds all combine for a truly rewarding and satisfying experience that will bring a smile to your face.



PERFORMANCE



► **GET STARTED IN MINUTES**

Thanks to a brilliantly simple and intuitive control scheme, you don't need to spend time getting familiar with the machine – you can go straight to being productive. The smooth operation and zero-turn movement mean that you will zip around the lawn in minutes.



► **EXCELLENT MANEUVERABILITY**

With zero-turn movement and responsive, sensitive controls that feel intuitive to use, you move around the lawn with precision and confidence. You avoid obstacles like trees or poles easily - getting every job done with finesse.



► **A STABLE RIDE**

Thanks to the low center of gravity and wide wheelbase, our mowers provide unbeatable stability that immediately inspires confidence at any speed and any turn. With a number of safety features added in, these machines quickly become your trusted partner for achieving outstanding results.



► **FIND THE PERFECT CONFIGURATION**

With a comprehensive line-up of ride-on, stand-on and walk-behind mowers in entry-level as well as professional models, you're sure to find the machine that works for you and your budget. You can further customise your mower with a wide selection of cutting decks or mulching and collection systems, available on all our models.

A RIDE LIKE NO OTHER



► EASY ACCESS & INTUITIVE CONTROLS

Bobcat Mowers provide easy access to the operator's position, so you can start working in seconds. With the comfortable seat with high backrest, well-placed padding for extra comfort and protection of your knees, and ergonomic controls, rest assured: these machines provide a ride like no other.



► INTUITIVE CONTROL PANEL



Enjoy the intuitiveness and comfort provided by the control panel with well-placed ergonomic controls, which enables you to get in sync with your machine in almost no time.

► ROBUST ANTI-SLIP PLATFORM



The Bobcat stand-on mowers are equipped with a robust anti-slip standing platform that can be lifted quickly and easily, so you have more control over your machine in tight spaces.

► COMFORTABLE SEAT



The seat is equipped with adjustable armrests and high back, so you can sit comfortably with less fatigue.



BUILT TO LAST

► TOUGH PARTNER

Bobcat mowers are based on a durable, robust and smart design, which limits wear and tear on all components while making regular service easy to perform. This prolongs the machine's longevity and protects the value of your investment.



THERE'S NO TIME FOR DOWNTIME. STAND UP TO THE HARSHTEST CONDITIONS. DAY AFTER DAY.

► BOBCAT PPE

With Bobcat Personal Protective Equipment, you can rest assured that you're getting the best protection for your eyes, head, and body. Our safety glasses are made with impact-resistant lenses that keep debris and dust out of your eyes. Our vests, jackets and pants are made with durable materials to withstand tough work environments and are designed to keep you comfortable while you work.



► STANDARD WARRANTY

Bobcat develops every machine to the highest standards of quality and durability. According to your needs, you can benefit from coverage for up to 5 years.



► PROTECTION PLUS EXTENDED WARRANTY

Enjoy total peace of mind with a Protection Plus® extended warranty. Providing the same level of protection as the standard warranty, Protection Plus also reflects different customer needs and expectations by offering a choice of durations and annual operating hours. Configure the warranty coverage that works for you with options up to 5 years. And Protection Plus is transferrable – so it will likely increase your machine's resale value.



► BOBCARE PM

A long-running machine starts with proper planned maintenance, which also helps protect against repair costs and unplanned failures when you're counting on your machine to work.

- Avoid risk by preventing major repairs and complete failures.
- Accomplish more by reducing downtime and increasing your productivity and profitability.

CHOOSE YOUR ANIMAL

RIDE-ON

► BE IN THE DRIVER'S SEAT

Take a seat and enjoy the ride with our Ride-on Mowers – a well-tuned package of excellent cutting quality, low center of gravity, and exceptional comfort. Perfect for mowing large areas of grass or any other general application.



STAND-ON

► PERFECT AGILITY

The Bobcat Stand-on Mowers are perfectly agile machines that deliver the best cutting results even on heavily landscaped grounds. They allow you to easily hop off and back on when you need to clear obstacles from your path or open fences.



WALK-BEHIND

► TRANSFORMING THE WAY YOU WORK

These compact yet powerful machines are the best solution for those smaller jobs on an uneven terrain that require maximum agility. With exceptional maneuverability, great visibility, and perfect cut quality, they boost your productivity and allow you to work in places others cannot.



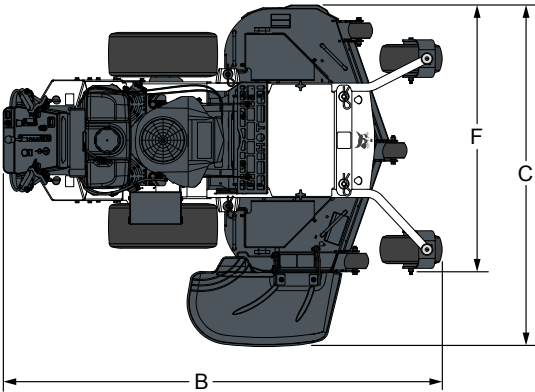
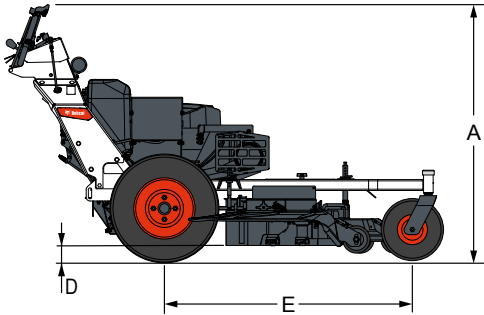
WALK-BEHIND MOWERS

SPECIFICATIONS WB700		
CUTTING DECK WIDTH	122 cm	132 cm
ENGINE		
Model	Kaw FS541V	Kaw FS600V
Engine power	11.2 kW / 15 HP	13.8 kW / 18.5 HP
Displacement	603 cm³	
Fuel capacity	18.9 l	
Air filter	Dual element	
ELECTRICAL		
Charging system	15 A	
Clutch	142 Nm	
DECK		
Mower deck	TufDeck Cutting System	
Width	122 cm / 48"	132 cm / 52"
Adjustable anti-scalp rollers	3	
Cutting height	38 - 114 mm	
Blade tip speed	74.7 m/s @ 3 500 engine rpm	82.8 m/s @ 3 500 engine rpm
Discharge chute	Flexible molded polymer	
FRAME		
Front and rear	1.5- × 2.5-inch steel tubing; welded steel reinforced frame	
Machine length	1 981 mm	
Machine weight	320 kg	327 kg
TRANSMISSION		
Type	HG ZT-2800 with Charge Pumps	
Pump displacement	10 cm³	
Oil capacity	3.8 l	
Forward speed	10.5 km/h	
Reverse speed	4.8 km/h	
WHEELS		
Drive wheel size	20 × 8	
Front caster wheel size	11 × 6 semi-pneumatic	
Caster arm attachment	Welded to frame	

Certain specification(s) are based on engineering calculations and are not actual measurements. Specification(s) are provided for comparison purposes only and are subject to change without notice. Specification(s) for your individual Bobcat equipment will vary based on normal variations in design, manufacturing, operating conditions, and other factors. Pictures of Bobcat units may show other than standard equipment.



DIMENSIONS WB700		
CUTTING DECK WIDTH	122 cm	132 cm
A Height	1 105 mm	
B Overall length	1 981 mm	
C Overall width (chute up)	1 227 mm	1 328 mm
C Overall width (chute down)	1 577 mm	1 679 mm
D Cutting height	38 - 114 mm	
E Wheelbase	1 168 mm	
F Cutting width	1 219 mm	1 321 mm
G Blade length	413 mm	457 mm



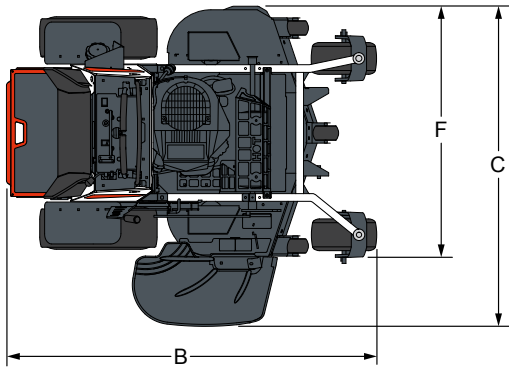
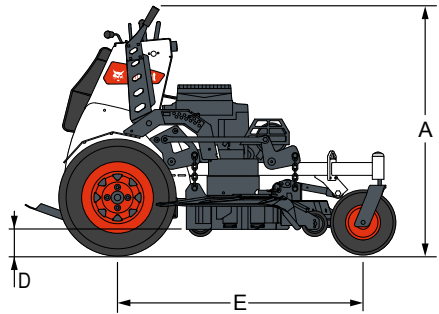
STAND-ON ZERO-TURN MOWERS

SPECIFICATIONS ZS4000			
CUTTING DECK WIDTH	122 cm	132 cm	155 cm
ENGINE			
Model	Kaw FT651V	Kaw FT730V	
Engine power	14.9 kW / 20 HP	17.9 kW / 24 HP	
Displacement	726 cm³		
Fuel capacity	24.6 l		
Air filter	Dual Element		
ELECTRICAL			
Charging system	15 A		
Clutch	271 Nm		
DECK			
Mower deck	AirFX Cutting System		
Leading edge	Adjustable, Front Lip Standard		
Width	122 cm / 48"	132 cm / 52"	155 cm / 61"
Adjustable anti-scalp rollers	4	6	
Cutting height	38 - 114 mm		
Blade tip speed	84.3 m/s @ 3 500 engine rpm	81.5 m/s @ 3 500 engine rpm	85.4 m/s @ 3 500 engine rpm
Discharge chute	Flexible molded polymer		
FRAME			
Front and rear	1.5- x 2.5-inch steel tubing; welded steel reinforced frame		
Machine length	1 625 mm		
Machine weight	446 kg	454 kg	470 kg
TRANSMISSION			
Type	HG ZT-3400 hydrostatic transaxles		
Pump displacement	12 cm³		
Oil capacity	7.6 l		
Forward speed	16.8 km/h		
Reverse speed	5.6 km/h		
WHEELS			
Drive wheel size	23 × 8.5-12	23 × 10.5-12	
Front caster wheel size	13 × 6.5-6		
Caster arm attachment	Bolt-on		
OPERATOR PLATFORM			
Adjustment	Flip up and latch		
Rider pad	Removable for service		
Vibration isolation	Dampened		

Certain specification(s) are based on engineering calculations and are not actual measurements. Specification(s) are provided for comparison purposes only and are subject to change without notice. Specification(s) for your individual Bobcat equipment will vary based on normal variations in design, manufacturing, operating conditions, and other factors. Pictures of Bobcat units may show other than standard equipment.



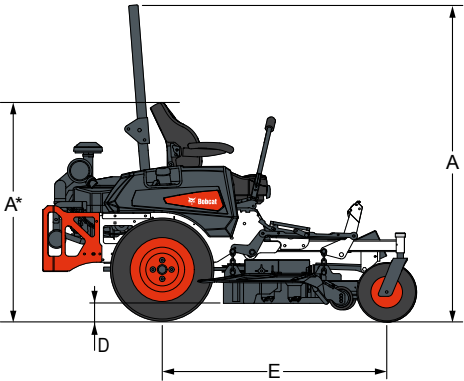
DIMENSIONS ZS4000			
CUTTING DECK WIDTH	122 cm	132 cm	155 cm
A Height	1 062 mm		
B Overall length	1 625 mm		
C Overall width (chute up)	1 252 mm	1 383 mm	1 610 mm
C Overall width (chute down)	1 602 mm	1 733 mm	1 960 mm
D Cutting height	38 - 114 mm		
E Wheelbase	1 135 mm	1 265 mm	
F Cutting width	1 220 mm	1 330 mm	1 550 mm
G Blade length	415 mm	457 mm	533 mm



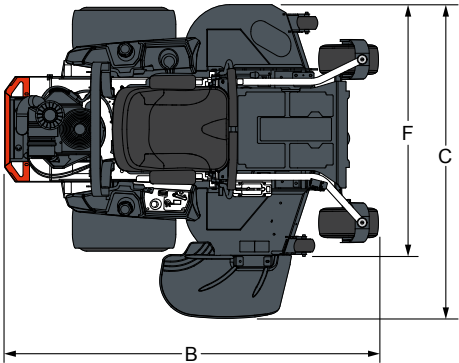
RIDE-ON ZERO-TURN MOWERS

SPECIFICATIONS	ZT2000		ZT3000			ZT3500			ZT6000	
CUTTING DECK WIDTH	122 cm	132 cm	122 cm	132 cm	155 cm	122 cm	132 cm	155 cm	132 cm	155 cm
ENGINE										
Model	Kaw FR6511V		Kaw FT651V		Kaw FT730V				Kaw FX801V	
Engine power	16.0 kW / 21.5 HP		14.9 kW / 20 HP		17.9 kW / 24 HP				19 kW / 25.5 HP	
Displacement	726 cm³								852 cm³	
Fuel capacity	14.0 l					29.5 l			56.0 l	
Air filter	Single Stage		Dual Element						Canister Air Filter	
ELECTRICAL										
Charging system	15 A									
Clutch	142 Nm		169 Nm						305 Nm	
DECK										
Mower deck	TufDeck Cutting System					TufDeck Pro Cutting System			AirFX Cutting System	
Width	122 cm / 48"	132 cm / 52"	122 cm / 48"	132 cm / 52"	155 cm / 61"	122 cm / 48"	132 cm / 52"	155 cm / 61"	132 cm / 52"	155 cm / 61"
Adjustable anti-scalp rollers	3				6	3		6		
Cutting height	38 – 114 mm								25 – 133 mm	
Blade tip speed	74.7 m/s @ 3 500 engine rpm	82.8 m/s @ 3 500 engine rpm	73.6 m/s @ 3 500 engine rpm	81.5 m/s @ 3 500 engine rpm	85.4 m/s @ 3 500 engine rpm	73.6 m/s @ 3 500 engine rpm	81.5 m/s @ 3 500 engine rpm	85.4 m/s @ 3 500 engine rpm	81.5 m/s @ 3 500 engine rpm	85.4 m/s @ 3 500 engine rpm
Discharge chute	Flexible molded polymer									
FRAME										
Front and rear	1.5- × 2.5-inch steel tubing; welded steel reinforced frame									
Machine length	1 930 mm				2 006 mm	1 930 mm		2 006 mm	2 108 mm	
Machine weight	350 kg	357 kg	334 kg	342 kg	361 kg	400 kg	407 kg	422 kg	585 kg	608 kg
TRANSMISSION										
Type	HG ZT-2800 hydrostatic transaxles		HG ZT-3100 hydrostatic transaxles			HG ZT-3400 hydrostatic transaxles			HG ZT-4400 hydrostatic transaxles	
Pump displacement	10 cm³					12 cm³				
Oil capacity	3.8 l		3.8 l						6.9 l	
Forward speed	11 km/h		12.8 km/h			16 km/h			19.3 km/h	
Reverse speed	4.8 km/h		5.6 km/h						6.4 km/h	
WHEELS										
Drive wheel size	20 × 10-10. 4		22 × 11-10			23 × 10.5-12			24 × 10.5-12. 4	
Front caster wheel size	11 × 6-5		13 × 6.5-6							
Caster arm	Welded to frame								Bolt-On	
SEAT										
Description	High-Back, Spring Suspension Seat		High-Back, EVC and spring suspension seat			High-Back, full mechanical suspension seat				
Fore-aft adjustment	Seat slide lever									

Certain specification(s) are based on engineering calculations and are not actual measurements. Specification(s) are provided for comparison purposes only and are subject to change without notice. Specification(s) for your individual Bobcat equipment will vary based on normal variations in design, manufacturing, operating conditions, and other factors. Pictures of Bobcat units may show other than standard equipment.



DIMENSIONS ZT2000		
CUTTING DECK WIDTH	122 cm	132 cm
A* Height	1 108 mm	
B Overall Length	1 930 mm	
C Overall Width (Chute Up)	1 241 mm	1 381 mm
C Overall Width (Chute Down)	1 591 mm	1 731 mm
D Cutting Height	38 – 114 mm	
E Wheelbase	1 220 mm	
F Cutting Width	1 220 mm	1 321 mm
G Blade Length	413 mm	457 mm



DIMENSIONS ZT3000			
CUTTING DECK WIDTH	122 cm	132 cm	155 cm
A* Height	1 173 mm		
B Overall Length	1 930 mm		
C Overall Width (Chute Up)	1 241 mm	1 381 mm	1 600 mm
C Overall Width (Chute Down)	1 575 mm	1 731 mm	1 950 mm
D Cutting Height	38 – 114 mm		
E Wheelbase	1 220 mm		
F Cutting Width	1 220 mm	1 321 mm	1 550 mm
G Blade Length	413 mm	457 mm	533 mm

DIMENSIONS ZT3500			
CUTTING DECK WIDTH	122 cm	132 cm	155 cm
A Height (ROPS Up)	1 733 mm		
A Height (ROPS Down)	1 190 mm		
B Overall Length	1 930 mm		
C Overall Width (Chute Up)	1 241 mm	1 381 mm	1 600 mm
C Overall Width (Chute Down)	1 591 mm	1 731 mm	1 950 mm
D Cutting Height	38 – 114 mm		
E Wheelbase	1 220 mm		
F Cutting Width	1 220 mm	1 321 mm	1 550 mm
G Blade Length	413 mm	457 mm	533 mm

DIMENSIONS ZT6000		
CUTTING DECK WIDTH	132 cm	155 cm
A Height (ROPS Up)	1 836 mm	
A Height (ROPS Down)	1 148 mm	
B Overall Length	2 108 mm	
C Overall Width (Chute Up)	1 381 mm	1 600 mm
C Overall Width (Chute Down)	1 731 mm	1 950 mm
D Cutting Height	25 – 133 mm	
E Wheelbase	1 341 mm	
F Cutting Width	1 320 mm	1 550 mm
G Blade Length	457 mm	533 mm




340 MACHINES / 150 ATTACHMENT FAMILIES / 1 TOUGH ANIMAL



**SKID-STEER
LOADERS**



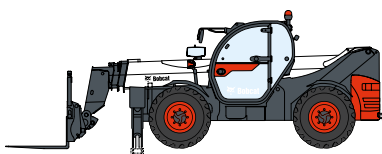
**COMPACT TRACK
LOADERS**



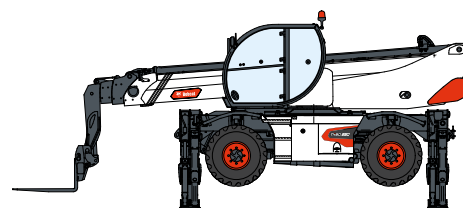
**COMPACT WHEEL
LOADERS**



FORKLIFTS



TELEHANDLERS



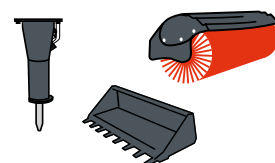
ROTARY TELEHANDLERS



**LIGHT COMPACTION
EQUIPMENT**



**COMPACT
EXCAVATORS**



ATTACHMENTS



**SMALL ARTICULATED
LOADERS**



**MINI TRACK
LOADER**



MOWERS



**COMPACT
TRACTORS**

DOOSAN

Bobcat is a Doosan Company. Doosan is a global leader in construction equipment, power & water solutions, engines, and engineering proudly serving customers and communities for more than a century. | Bobcat and the Bobcat logo are registered trademarks of Bobcat Company in the United States and various other countries. ©2023 Bobcat Company. All Rights Reserved.

www.bobcat.com

©2023 BOBCAT B4502511-EN (11-23)



*Financing options may vary by country and dealer. Always ask your dealer about currently available financing options. Terms and conditions may apply.

Doosan Bobcat EMEA, U Kodelky 1810, 263 12 Dobříš, Czech Republic

GET IN TOUCH WITH US **TODAY**

Click one of the following links or scan the QR code:



Request a quote



Request a demo



Find a dealer

