Food

Rodesta

Stainless steel & Hoses

DIN 11853

Hygienic couplings
for safe and reliable
process connections.





Your partner in Pharma, Food & Industrial products.

rodesta.com

DIN 11853



Stainless steel components for hygienic applications in the food and chemical industries.

Version 1.7

DIN 11853

Table of Contents



AK3-105 | 205 | 305
Union V



AK3-110 | 210 | 310
Male GS



AK3-115 | 215 | 315
Liner BS



AK4-120 | 220 | 320
Blind male BGS



AK4-125 | 225 | 325
Blind liner BBS



ZK-405
Nut F



AK3-130 | 230 | 330
Flange connections F



AK3-135 | 235 | 335
Nut flange NF



AK3-140 | 240 | 340
Liner flange BF



AK4-145 | 245 | 345
Blind nut flange BNF



AK4-150 | 250 | 350
Blind liner flange BBF



AK4-395
Bolt set



AK3-155 | 255 | 355
Clamp connection K



AK3-160 | 260 | 360
Nut clamp NKS



AK3-165 | 265 | 365
Liner clamp BKS



AK4-170 | 270 | 370
Blind nut clamp BNKS



AK4-175 | 275 | 375
Blind liner clamp BBKS



TC-165
Clamp



AK4-380 | 385 | 390
O-ring R

About DIN 11853-1 6
About DIN 11853-2 8
About DIN 11853-3 10
About DIN 11864 - related components 12

DIN 11853 Technical information 14

Gasket Operating temperature ranges 16

AK3-105 Union V | DIN - EPDM 18
AK3-105 Union V | DIN - FKM
AK3-105 Union V | DIN - HNBR

AK3-105 Union V | DIN - PTFE 19
AK3-110 Male GS | DIN
AK3-115 Liner BS | DIN

AK4-120 Blind male BGS | DIN 20
AK4-125 Blind liner BBS | DIN

ZK-405 Nut F | DIN-INCH-ISO

AK3-130 Flange connection F | DIN - EPDM 21
AK3-130 Flange connection F | DIN - FKM
AK3-130 Flange connection F | DIN - HNBR

AK3-130 Flange connection F | DIN - PTFE 22
AK3-135 Nut flange NF | DIN
AK3-140 Liner flange BF | DIN

AK4-145 Blind nut flange BNF | DIN 23
AK4-150 Blind liner flange BBF | DIN
AK4-395 Bolt set

AK3-155 Clamp connection K | DIN - EPDM 24
AK3-155 Clamp connection K | DIN - FKM
AK3-155 Clamp connection K | DIN - HNBR

AK3-155 Clamp connection K | DIN - PTFE 25

AK3-160 Nut clamp NKS | DIN
AK3-165 Liner clamp BKS | DIN

AK4-170 Blind nut clamp BNKS 26
AK4-175 Blind liner clamp BBKS
TC-165 Clamp

AK3-205 Union V | ISO - EPDM 27
AK3-205 Union V | ISO - FKM
AK3-205 Union V | ISO - HNBR

AK3-205 Union V | ISO - PTFE 28
AK3-210 Male GS | ISO
AK3-215 Liner BS | ISO

AK4-220 Blind male BGS | ISO 29
AK4-225 Blind liner BBS | ISO
ZK-405 Nut F | DIN - ISO - INCH

AK3-230 Flange connection F | ISO - EPDM 30
AK3-230 Flange connection F | ISO - FKM
AK3-230 Flange connection F | ISO - HNBR

AK3-230 Flange connection F | ISO - PTFE 31
AK3-235 Nut flange NF | ISO
AK3-240 Liner flange BF | ISO

AK3-255 Clamp connection K | ISO - EPDM 32
AK3-255 Clamp connection K | ISO - FKM
AK3-255 Clamp connection K | ISO - HNBR

AK3-255 Clamp connection K | ISO - PTFE 33
AK3-260 Nut clamp NKS | ISO
AK3-265 Liner clamp BKS | ISO

AK4-270 Blind nut clamp BNKS | ISO 34
AK4-275 Blind liner clamp BBKS | ISO
AK3-305 Union V | INCH - EPDM

AK3-305 Union V | INCH - FKM 35
AK3-305 Union V | INCH - HNBR

AK3-305 Union V | INCH - PTFE

AK3-310 Male GS | INCH 36
AK3-315 Liner BS | INCH
AK3-330 Flange connection F | INCH - EPDM

AK3-330 Flange connection F | INCH - FKM 37
AK3-330 Flange connection F | INCH - HNBR
AK3-330 Flange connection F | INCH - PTFE

AK3-335 Nut flange NF | INCH 38
AK3-340 Liner flange BF | INCH
AK3-355 Clamp connection K | INCH - EPDM

AK3-355 Clamp connection K | INCH - FKM 39
AK3-355 Clamp connection K | INCH - HNBR
AK3-355 Clamp connection K | INCH - PTFE

AK3-360 Nut clamp NKS | INCH 40
AK3-365 Liner clamp BKS | INCH
AK4-370 Blind nut clamp BNKS | INCH

AK4-375 Blind liner clamp BBKS | INCH 41
AK4-380 O-ring | DIN – EPDM
AK4-380 O-ring | DIN – FKM

AK4-380 O-ring | DIN – HNBR 42
AK4-380 O-ring | DIN – PTFE
AK4-385 O-ring | ISO – EPDM

AK4-385 O-ring | ISO – FKM 43
AK4-385 O-ring | ISO – HNBR
AK4-385 O-ring | ISO – PTFE

AK4-390 O-ring | INCH – EPDM 44
AK4-390 O-ring | INCH – FKM
AK4-390 O-ring | INCH – HNBR

AK4-390 O-ring | INCH – PTFE 45

Disclaimer and liability exclusion 46

Food

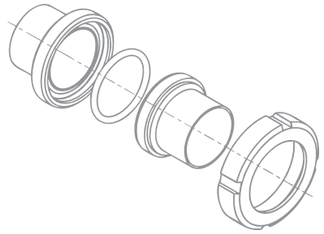

DIN 11853-1
Hygienic stainless steel unions (V) for food and chemical industries

Rodesta offers a wide range of DIN 11853-1 unions (V) for hygienic applications in the food and chemical industries. This enables Rodesta to meet customer requirements quickly and efficiently. The unions are machined from forged stainless steel AISI 316L (1.4404) with a surface roughness of Ra ≤ 0.8 µm inside and Ra ≤ 1.6 µm outside, ensuring optimal hygiene and facilitating easy cleaning.

What is DIN 11853-1?

DIN 11853-1 defines hygienic stainless steel unions (V) with round thread connections. They are designed for processes that demand high hygienic performance and reliable cleanability. These unions are widely used in food, beverage and chemical industries.

The design is completely dead space free: the O-ring (R) is located outside the product area, effectively preventing contamination and build-up. Unions are easy to assemble and disassemble, making them highly suitable for systems with frequent CIP/SIP cleaning and inspections.

Advantages of a DIN 11853-1 union (V)

- Hygienic design without dead spaces
- Easy to assemble and disassemble
- Excellent cleanability (CIP/SIP compatible)
- Durable forged AISI 316L components
- Widely used in hygienic applications
- Reliable sealing with O-ring (R)



1 Union (V) AK3-105 | 205 | 305

A DIN 11853-1 union (V) is composed of four elements: male (GS), liner (BS), nut (F), and O-ring (R). Together, these parts create a hygienic and leak-proof connection. The smooth, dead space free design minimizes product deposits, supports efficient cleaning, and allows reliable maintenance. This construction ensures durability and consistent performance in demanding hygienic applications.



2 Male (GS) AK3-110 | 210 | 310

The male (GS) has a welding end and a threaded section that connects securely with the nut (F). Its geometry ensures precise alignment with the liner (BS), where the O-ring (R) forms the hygienic seal. Because the sealing area is positioned outside the product zone, the design is free of dead spaces and fully hygienic. The rounded thread profile, made according to DIN 405-1, provides durability and stability, ensuring a robust fit under repeated hygienic operating conditions.



4 Nut (F) ZK-405

The nut connects the liner (BS) to the male (GS). Its round threads, manufactured according to DIN 405-1, guarantee accurate and reliable tightening. This ensures stability of the connection under operating conditions. Assembly and disassembly are quick and efficient, minimizing downtime. If required, a coupling wrench can be applied to achieve additional torque, ensuring secure fastening in demanding hygienic systems.



3 Liner (BS) AK3-115 | 215 | 315

The liner (BS) has a welding end and a liner end that fits precisely into the male (GS). The O-ring (R) in the liner groove compresses against the male (GS) to ensure a reliable, leak-proof seal. Once assembled, the nut (F) clamps the connection securely. Polished surfaces minimize product deposits and bacterial growth, making the liner ideal for hygienic processes requiring cleanliness, safety, and reliability.



5 O-ring (R) AK4-380 | 385 | 390

The O-ring (R) is the essential sealing element of the DIN 11853-1 union (V). It is positioned in the groove of the liner (BS), ensuring a reliable, leak-proof seal while preventing dead zones. Thanks to its position outside the product area, cleaning and sterilization are optimized. O-rings (R) are available in HNBR, EPDM, FKM and PTFE, ensuring compatibility with various chemical, thermal, and hygienic process requirements.

Food

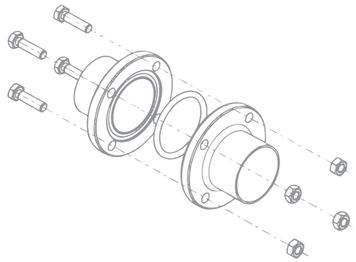

DIN 11853-2

Hygienic stainless steel flange connections (F) for food and chemical industries

Rodesta offers a wide range of DIN 11853-2 flange connections (F) for hygienic applications in the food and chemical industries. With high availability and short delivery times, Rodesta meets customer requirements efficiently. The connections are manufactured from forged stainless steel AISI 316L (1.4404) with a surface roughness of Ra ≤ 0.8 µm inside and Ra ≤ 1.6 µm outside, ensuring optimal cleanability and reliable hygienic performance.

What is DIN 11853-2?

DIN 11853-2 defines hygienic stainless steel flange connections (F). These flange connections are designed for processes that require safe, hygienic performance and reliable cleanability. They are widely used in food, beverage, and chemical industries.

DIN 11853-2 connections feature a dead space free and fully smooth design. The O-ring (R) is positioned outside the product area, minimizing contamination and product build-up. The connections are easy to assemble and disassemble, making them ideal for systems with frequent CIP/SIP cleaning and maintenance.

Advantages of a DIN 11853-2 flange connection (F)

- Hygienic design without dead spaces
- Easy to assemble and disassemble
- Excellent cleanability (CIP/SIP compatible)
- Durable forged AISI 316L components
- Widely used in food and chemical processes
- Reliable sealing with O-ring (R)



1 Flange connection (F) AK3-130 | 230 | 330

A complete DIN 11853-2 flange connection (F) consists of liner flange (BF), nut flange (NF), O-ring (R), and a bolt set. These components together ensure a hygienic and leak-proof connection. The smooth, dead space free design prevents product build-up and contamination. This ensures reliable performance, excellent cleanability, and longterm durability in hygienic food and chemical process applications.



2 Nut flange (NF) AK3-135 | 235 | 335

The nut flange (NF) fits together with the liner flange (BF) to form a secure connection. It enables a strong and leak-proof connection under hygienic conditions. Assembly is quick, reliable, and repeatable, allowing frequent cleaning. Together with O-ring (R) and bolt set, the nut flange guarantees robust performance. Its smooth finish reduces deposits and ensures compliance with hygienic food and chemical standards.



3 Liner flange (BF) AK3-140 | 240 | 340

The liner flange (BF) consists of a welding end and a precisely machined flange face. During assembly, both flanges NF and BF are joined and tightened by bolts and nuts, while the O-ring (R) provides a reliable, leak-proof seal. The smooth surface finish minimizes product deposits and bacterial growth, ensuring hygienic performance and reliability in demanding food and chemical processes with strict requirements.



4 Bolt set AK4-395

The bolt set provides the necessary clamping force for the DIN 11853-2 flange connection. It ensures secure tightening between liner flange (BF) and nut flange (NF). Available in different sizes and materials, bolt sets are adapted to various flange dimensions. They guarantee durability and precision, supporting a leak-proof and hygienic connection that meets strict requirements in food and chemical industries.



5 O-ring (R) AK4-380 | 385 | 390

The O-ring (R) is the sealing element in the DIN 11853-2 flange connection. Positioned in the groove between liner flange (BF) and nut flange (NF), it provides a leak-proof and hygienic seal. Because it is located outside the product area, dead zones are avoided. O-rings are available in HNBR, EPDM, FKM and PTFE, ensuring compatibility with a wide variety of hygienic chemical and food processes.

Food

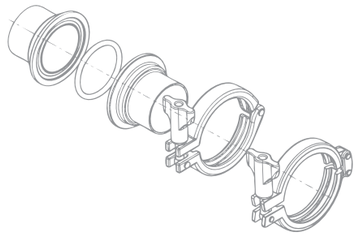

DIN 11853-3
Hygienic stainless steel clamp connections (K) for food and chemical industries

Rodesta offers a wide range of DIN 11853-3 clamp connections (K) for hygienic applications in the food and chemical industries. With high availability and short delivery times, Rodesta flexibly meets customer requirements. The connections are manufactured from forged stainless steel AISI 316L (1.4404) with a surface roughness of Ra ≤ 0.8 µm inside and Ra ≤ 1.6 µm outside, ensuring optimal cleanability and reliable hygienic performance.

What is DIN 11853-3?

DIN 11853-3 defines hygienic stainless steel clamp connections (K). These clamp connections are designed for processes that require hygienic performance and reliable cleanability. They are widely used in food, beverage, and chemical industries.

DIN 11853-3 connections feature a dead space free and fully smooth design. The O-ring (R) is positioned outside the product area, minimizing contamination and product build-up. The connections are easy to assemble and disassemble, making them ideal for systems with frequent CIP/SIP cleaning and maintenance.

Advantages of a DIN 11853-3 clamp connection (K)

- Hygienic design without dead spaces
- Easy to assemble and disassemble
- Excellent cleanability (CIP/SIP compatible)
- Durable forged AISI 316L components
- Widely used in food and chemical processes
- Reliable sealing with O-ring (R)



1 Clamp connection (K) AK3-155 | 255 | 355

A complete DIN 11853-3 clamp connection (K) consists of liner clamp (BKS), Nut clamp (NKS), O-ring (R), and a clamp. Together, these elements form a hygienic, leak-proof, robust connection. The smooth, dead space free design prevents deposits, improves cleaning efficiency, and guarantees reliable hygienic performance. This design ensures durability and compliance with hygienic requirements in the food and chemical industries.



2 Nut clamp (NKS) AK3-160 | 260 | 360

The nut clamp (NKS) forms one half of the hygienic connection together with the liner clamp (BKS). Both parts are pressed together by the clamp, which applies the tightening force, while the O-ring (R) in the nut clamp ensures a reliable, leak-proof seal. The smooth design allows frequent assembly and cleaning, guaranteeing durability and hygienic performance in demanding food and chemical processes with regular CIP/SIP cleaning.



3 Liner clamp (BKS) AK3-165 | 265 | 365

The liner clamp (BKS) provides reliable closure together with the nut clamp (NKS). It forms a strong, leak-proof, and repeatable connection that can be opened frequently for inspection and cleaning. The clamp applies the tightening force, while the O-ring (R) provides the hygienic seal. This design ensures robust performance and hygienic durability in demanding food and chemical environments with frequent CIP/SIP cleaning.



Double & single pin

4 Clamp TC-160 | 165

The TC-160 and TC-165 clamps secure DIN 11853-3 clamp connections (K) and ensure reliable sealing performance. The TC-160 is a single-pin clamp (type S) for standard applications, while the TC-165 is a double-pin clamp (type SH), offering additional strength. The hinged design enables quick, tool-free assembly and disassembly, making both clamps suitable for systems requiring frequent cleaning or maintenance.



5 O-ring (R) AK4-380 | 385 | 390

The O-ring (R) functions as the essential sealing element of the DIN 11853-3 clamp connection (K). Located in the groove between the liner clamp (BKS) and the nut clamp (NKS), it provides a leak-proof, hygienic seal. Positioned outside the product area, it prevents dead zones and contamination. O-rings (R) are available in HNBR, EPDM, FKM and PTFE, ensuring compatibility with various food and chemical process requirements.

Food

Related components

DIN 11864
Blind components for aseptic closure of process lines

Blind components according to DIN 11864 are used in combination with DIN 11853 clamp connections to aseptically close process lines, equipment ports or unused connections during operation, cleaning or maintenance. They follow the same hygienic design principles and ensure a sterile, pressure tight and dead space free seal. When combined with corresponding clamp components such as liners, clamps and O-rings, they provide full compatibility, easy assembly and reliable performance in demanding hygienic applications.



1 Blind male (BGS) AK4-120 | 220 | 320

The blind male (BGS) is designed to close unused or temporarily disconnected male screw couplings in DIN 11864-1 systems. The O-ring sits outside the product area, creating a sterile, dead space free and pressure resistant seal. Produced from 316L with an H3 surface finish, the BGS withstands cleaning chemicals, temperature loads and frequent CIP/SIP procedures, ensuring safe shutdowns and contamination free operation.



2 Blind liner (BBS) AK4-125 | 225 | 325

The blind liner (BBS) seals the liner side of a DIN 11864-1 aseptic screw connection when a pipeline section must be shut off. In combination with the union nut and O-ring, it forms a sterile, leak tight and easy to clean closure. Manufactured from 316L with an H3 surface finish, the BBS prevents contamination and supports CIP/SIP processes, making it suitable for hygienic and high purity production.



3 Blind nut flange (BNF) AK4-145 | 245 | 345

The blind nut flange (BNF) closes aseptic flange connections according to DIN 11864-2 when equipment or pipe sections are temporarily out of operation. Combined with the liner flange and O-ring, it provides a flat, pressure tight and hygienic seal. Made from 316L with an H3 finish, the BNF tolerates thermal and chemical stress and is fully compatible with CIP/SIP, ensuring safe isolation of process lines.



4 Blind liner flange (BBF) AK4-150 | 250 | 350

The blind liner flange (BBF) forms the fixed sealing face for closing a DIN 11864-2 flange connection. When tightened together with the blind nut flange and O-ring, it creates a sterile, dead space free and pressure resistant closure. Produced from 316L with an H3 surface finish, the BBF withstands frequent CIP/SIP cleaning and ensures reliable hygienic performance in food, dairy, biotech and pharmaceutical processes.



5 Blind nut clamp (BNKS) AK4-170 | 270 | 370

The blind nut clamp (BNKS) is used to close an aseptic DIN 11864-3 clamp connection when a process line is temporarily or permanently taken out of service. Together with the liner clamp and O-ring, it forms a sterile, pressure tight and easy to clean hygienic seal. Manufactured from 316L with an H3 surface finish, it ensures stable and reliable hygienic performance during frequent CIP/SIP cycles.



6 Blind liner clamp (BBKS) AK4-175 | 275 | 375

The blind liner clamp (BBKS) provides the fixed closing side of a DIN 11864-3 clamp connection, sealing the system when a line must be isolated. When assembled with the nut clamp and O-ring, the smooth metal faces compress the seal evenly, creating a hygienic, leak tight and dead space free closure. Made from 316L with an H3 finish, the BBKS supports CIP/SIP and maintains excellent cleanability.

DIN 11853
Technical information

An overview of the available DIN (Deutsches Institut für Normung), ISO (International Organization for Standardization), and INCH (Imperial System - ANSI, ASME, etc.) dimensions, including pressure ratings and materials such as stainless steel grades classified by alloy percentage. Additionally, this section details the qualities of elastomers for seals and the standard abbreviations for unit measurements in technical drawings as used by Rodesta.

DIN 11853 components for tubes with dimensions according to DIN 11866 (Series A, B, C) and EN 10357 (Series A)

DIN/EN DIN 11866 & EN 10357 - Series A	ISO DIN 11866 – Series B	INCH DIN 11866 - Series C
DN 10 – 13×1.5 mm	DN 10 ISO – 17.2×1.6 mm	(½") 12.7×1.65 mm
DN 15 – 19×1.5 mm	DN 15 ISO – 21.3×1.6 mm	(¾") 19.05×1.65 mm
DN 20 – 23×1.5 mm	DN 20 ISO – 26.9×1.6 mm	(1") 25.4×1.65 mm
DN 25 – 29×1.5 mm	DN 25 ISO – 33.7×2.0 mm	(1½") 38.1×1.65 mm
DN 32 – 35×1.5 mm	DN 32 ISO – 42.4×2.0 mm	(2") 50.8×1.65 mm
DN 40 – 41×1.5 mm	DN 40 ISO – 48.3×2.0 mm	(2½") 63.5×1.65 mm
DN 50 – 53×1.5 mm	DN 50 ISO – 60.3×2.0 mm	(3") 76.2×1.65 mm
DN 65 – 70×2.0 mm	DN 65 ISO – 76.1×2.0 mm	(4") 101.6×2.11 mm
DN 80 – 85×2.0 mm	DN 80 ISO – 88.9×2.3 mm	
DN 100 – 104×2.0 mm	DN 100 ISO – 114.3×2.3 mm	
DN 125 – 129×2.0 mm		
DN 150 – 154×2.0 mm		

Pressure ratings

DIN 11853-1 Unions, DIN 11853-2 Flange & DIN 11853-3 Clamp Connections

DIN 11853-1 & -3 Connections				DIN 11853-2 Flange Connections			
DIN	ISO	INCH	Pressure	DIN	ISO	INCH	Pressure
DN 10–40	ISO 10–40	1"–1½"	up to 40 bar	DN 10–40	ISO 10–40	1"–1½"	up to 25 bar
DN 50–100	ISO 50–100	2"–4"	up to 25 bar	DN 50–100	ISO 32–100	2"–4"	up to 16 bar
DN 125–150	ISO 125–150	–	up to 16 bar	DN 125–150	ISO 125–150	–	up to 10 bar

* These pressures may only be applied when using suitable sealing materials up to a temperature of 140°C maximum.

Chemical composition of stainless steel grades according to DIN EN 10088-1 (% by mass)

Material according to DIN EN 10088-1	AISI	Steel designation according to DIN EN 10088-1	C	Si	Mn (max)	Cr	Mo	Ni	Other
1.4404	316L	X2CrNiMo17-12-2	≤ 0.03	≤ 1.0	≤ 2.0	16.5 - 18.5	2.0 - 2.5	10.0 - 13.0	-
1.4432	316L	X2CrNiMo17-12-3	≤ 0.03	≤ 1.0	≤ 2.0	16.5 - 18.5	2.5 - 3.0	10.5 - 13.0	-

Materials

All components listed in this catalog are manufactured from high-quality materials and are subject to strict quality controls before being stocked in our warehouse. All Rodesta couplings are marked with dimensions, material grade, and heat number to ensure full traceability. We work exclusively with carefully selected manufacturers who meet our high standards for quality, reliability, and regulatory compliance. Upon request, we provide an inspection certificate 3.1 in accordance with EN 10204:2004 or a material conformity declaration 2.1 according to EN 10204.

Sealing materials for DIN 11853 couplings

HNBR:	Hydrogenated nitrile butadiene rubber
EPDM:	Ethylene propylene diene monomer rubber
FKM:	Fluoroelastomer / Fluorocarbon rubber
PTFE:	Polytetrafluoroethylene

The benefits of DIN 405-1 round threads

DIN 11853-1 couplings feature round threads according to DIN 405-1, making them ideal for hygienic applications. The rounded thread shape minimizes dirt accumulation and facilitates easy cleaning, reducing bacterial growth.

The Rodesta abbreviation standard

In all technical cross-section drawings for DIN 11853, the following abbreviations are used to indicate the unit measurements. In the example drawing of a complete coupling, these abbreviations are highlighted with a blue circle for clarification.

General dimensions

W	Wall thickness
L	Installation length
L1,2,3 etc.	Other lengths

Diameter and connections

D	Seal ring thickness
ID	Inside diameter
ID1,2,3 Ø etc.	Additional inside diameter
OD	Outside diameter
OD1,2,3 Ø etc.	Additional outside diameter
F	Flange size
SW	Flat
S	Pitch circle diameter
BG	Bolt hole diameter (PCD)

Thread & couplings

Rd	Round thread according to DIN 405-1

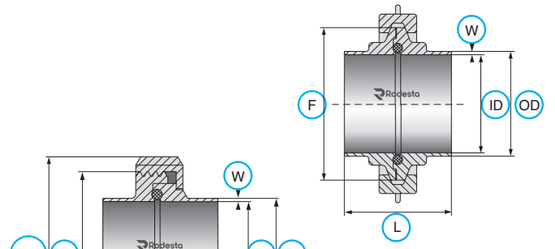

Clamp connection (K)

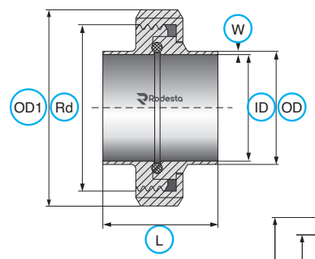

Union (V)

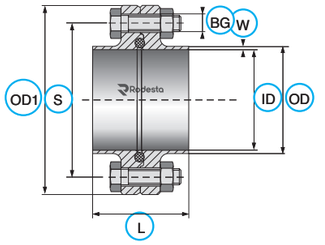

Flange connection (F)

These abbreviations ensure a clear and uniform interpretation of technical drawings. If you have any questions regarding a specific dimension, application, or coupling, please do not hesitate to contact Rodesta. Our team is available to provide expert advice and professional support.

Gaskets (General information)

Operating temperature ranges and material properties



This information applies to all hygienic gasket types across various connection standards, including DIN 11851, DIN 11853, DIN 11864, tri-clamp, SMS, IDF, RJT and camlock systems. The specified temperature ranges for elastomers and plastics such as NBR, HNBR, EPDM, VMQ, FKM, PTFE, PEEK and TFM are general guidelines applicable to all common hygienic gasket systems. Actual performance may vary depending on the specific compound formulation, raw material blend, additives and manufacturing process. Environmental conditions such as pressure, chemical exposure, mechanical stress and prolonged temperature load can further influence the effective operating limits of a gasket.

Material comparison – temperature and properties*

Material	Temp. range	Oil/fuel resistance	Steam/ hot water	Food	Pharma grade	Special notes
NBR (nitrile)	-30 to +120 °C -22 to +248 °F	✓ Good	✗ Poor	✓ Yes	✗ Poor	Common and low-cost
HNBR	-40 to +150 °C -40 to +302 °F	✓ Good	✓ Good	✓ Yes	✗ Poor	Better than NBR, strong
EPDM	-50 to +150 °C -58 to +302 °F	✗ Poor	✓ Very good	✓ Yes	✓ Yes	Best for water and steam
VMQ (silicone)	-60 to +200 °C -76 to +392 °F	✗ Poor	○ Medium	✓ Yes	✓ Yes	Very flexible, no taste/smell
FKM (Viton®)	-20 to +250 °C -4 to +482 °F	✓ Very good	✗ Poor	✓ Yes	✓ Yes	Strong chemical resistance
PTFE (Teflon®)	-70 to +260 °C -94 to +500 °F	✓ Excellent	✓ Excellent	✓ Yes	✓ Yes	Not elastic, strong chemical resistance
PEEK	-50 to +260 °C -58 to +500 °F	✓ Excellent	✓ Excellent	✓ Yes	✓ Yes	Very strong plastic, high quality
TFM (modified PTFE)	-200 to +260 °C -328 to +500 °F	✓ Excellent	✓ Excellent	✓ Yes	✓ Yes	Softer and better sealing than PTFE

All components mentioned in this catalog are manufactured from high-quality materials and undergo strict quality control before being stocked in our warehouse. We exclusively collaborate with carefully selected producers who meet our high standards for quality, reliability, and regulatory compliance. If required, we can provide an inspection certificate 3.1 in accordance with EN 10204:2004 or a material conformity declaration 2.1 according to EN 10204.

*If required, we can provide a declaration of conformity in accordance with FDA regulations and/or EC 1935/2004.

Operating temperature ranges:

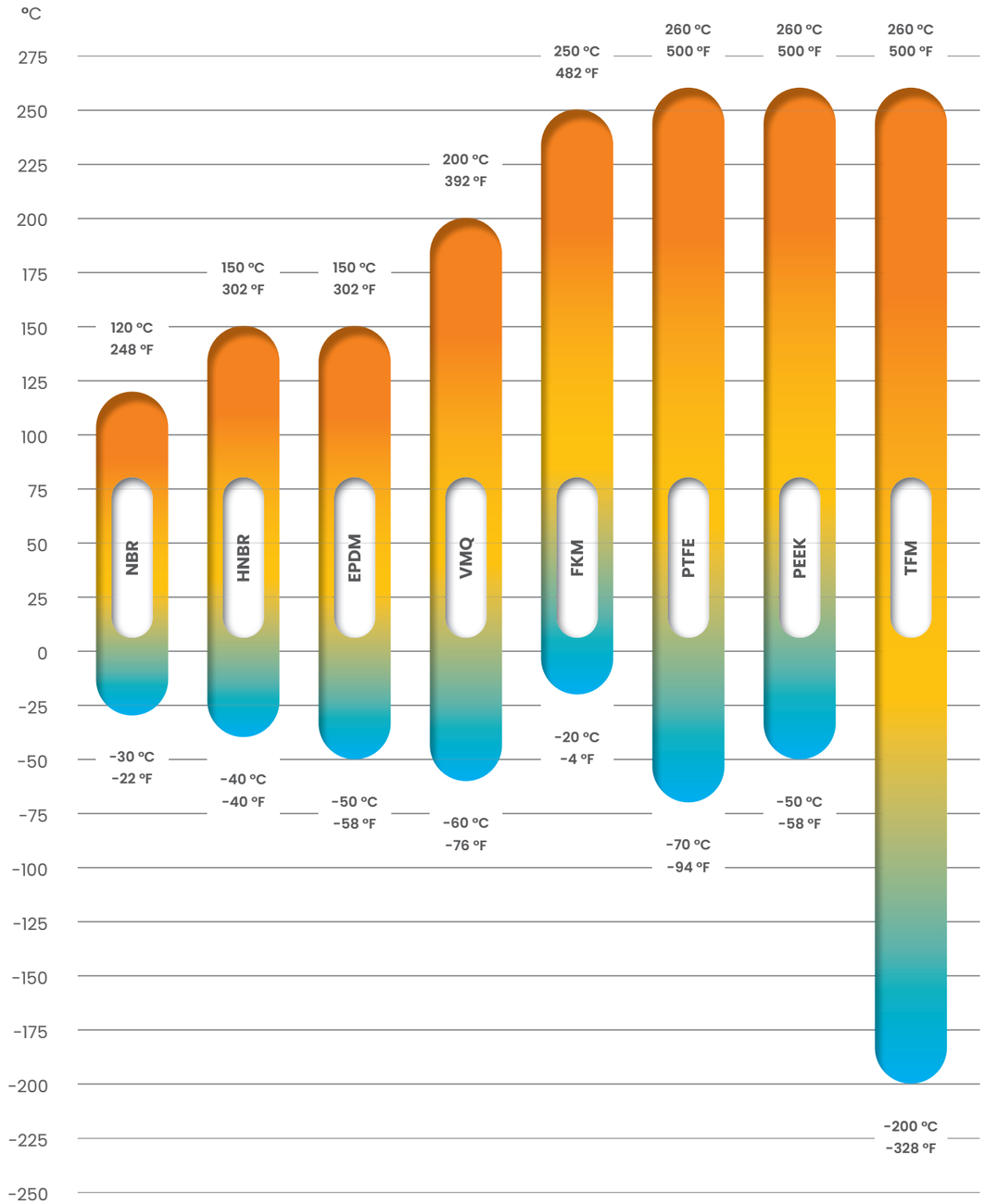

(Temperatures in Celsius & Fahrenheit)



AK3-105 | **Union V** | DIN - EPDM



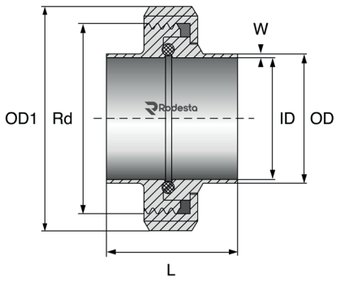

DN	OD	OD1	ID	W	L	Rd	Kg	316L
DN 10	13	38	10	1.5	32	Rd 28x1/8"	0,130	AK31056013E
DN 15	19	44	16	1.5	32	Rd 34x1/8"	0,160	AK31056019E
DN 20	23	54	20	1.5	34	Rd 44x1/6"	0,280	AK31056023E
DN 25	29	63	26	1.5	42	Rd 52x1/6"	0,390	AK31056029E
DN 32	35	70	32	1.5	48	Rd 58x1/6"	0,470	AK31056035E
DN 40	41	78	38	1.5	50	Rd 65x1/6"	0,550	AK31056041E
DN 50	53	92	50	1.5	54	Rd 78x1/6"	0,730	AK31056053E
DN 65	70	112	66	2	62	Rd 95x1/6"	1,180	AK31056070E
DN 80	85	127	81	2	72	Rd 110x1/4"	1,680	AK31056085E
DN 100	104	148	100	2	86	Rd 130x1/4"	2,290	AK31056104E

AK3-105 | **Union V** | DIN - FKM

DN	OD	OD1	ID	W	L	Rd	Kg	316L
DN 10	13	38	10	1.5	32	Rd 28x1/8"	0,130	AK31056013F
DN 15	19	44	16	1.5	32	Rd 34x1/8"	0,160	AK31056019F
DN 20	23	54	20	1.5	34	Rd 44x1/6"	0,280	AK31056023F
DN 25	29	63	26	1.5	42	Rd 52x1/6"	0,390	AK31056029F
DN 32	35	70	32	1.5	48	Rd 58x1/6"	0,470	AK31056035F
DN 40	41	78	38	1.5	50	Rd 65x1/6"	0,550	AK31056041F
DN 50	53	92	50	1.5	54	Rd 78x1/6"	0,730	AK31056053F
DN 65	70	112	66	2	62	Rd 95x1/6"	1,180	AK31056070F
DN 80	85	127	81	2	72	Rd 110x1/4"	1,680	AK31056085F
DN 100	104	148	100	2	86	Rd 130x1/4"	2,290	AK31056104F

AK3-105 | **Union V** | DIN - HNBR



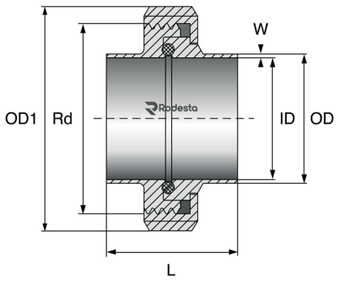

DN	OD	OD1	ID	W	L	Rd	Kg	316L
DN 10	13	38	10	1.5	32	Rd 28x1/8"	0,130	AK31056013H
DN 15	19	44	16	1.5	32	Rd 34x1/8"	0,160	AK31056019H
DN 20	23	54	20	1.5	34	Rd 44x1/6"	0,280	AK31056023H
DN 25	29	63	26	1.5	42	Rd 52x1/6"	0,390	AK31056029H
DN 32	35	70	32	1.5	48	Rd 58x1/6"	0,470	AK31056035H
DN 40	41	78	38	1.5	50	Rd 65x1/6"	0,550	AK31056041H
DN 50	53	92	50	1.5	54	Rd 78x1/6"	0,730	AK31056053H
DN 65	70	112	66	2	62	Rd 95x1/6"	1,180	AK31056070H
DN 80	85	127	81	2	72	Rd 110x1/4"	1,680	AK31056085H
DN 100	104	148	100	2	86	Rd 130x1/4"	2,290	AK31056104H



DIN - PTFE | **Union V** | AK3-105



DN	OD	OD1	ID	W	L	Rd	Kg	316L
DN 10	13	38	10	1.5	32	Rd 28x1/8"	0,130	AK31056013P
DN 15	19	44	16	1.5	32	Rd 34x1/8"	0,160	AK31056019P
DN 20	23	54	20	1.5	34	Rd 44x1/6"	0,280	AK31056023P
DN 25	29	63	26	1.5	42	Rd 52x1/6"	0,390	AK31056029P
DN 32	35	70	32	1.5	48	Rd 58x1/6"	0,470	AK31056035P
DN 40	41	78	38	1.5	50	Rd 65x1/6"	0,550	AK31056041P
DN 50	53	92	50	1.5	54	Rd 78x1/6"	0,730	AK31056053P
DN 65	70	112	66	2	62	Rd 95x1/6"	1,180	AK31056070P
DN 80	85	127	81	2	72	Rd 110x1/4"	1,680	AK31056085P
DN 100	104	148	100	2	86	Rd 130x1/4"	2,290	AK31056104P

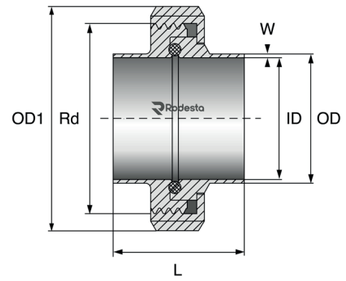

DIN | **Male GS** | AK3-110

DN	OD	ID	W	L	L1	Rd	Kg	316L
DN 10	13	10	1.5	19	5	Rd 28x1/8"	0,040	AK31106013
DN 15	19	16	1.5	19	5	Rd 34x1/8"	0,060	AK31106019
DN 20	23	20	1.5	21	5	Rd 44x1/6"	0,110	AK31106023
DN 25	29	26	1.5	26	10	Rd 52x1/6"	0,140	AK31106029
DN 32	35	32	1.5	30	14	Rd 58x1/6"	0,150	AK31106035
DN 40	41	38	1.5	31	15	Rd 65x1/6"	0,190	AK31106041
DN 50	53	50	1.5	31	15	Rd 78x1/6"	0,250	AK31106053
DN 65	70	66	2	36	16	Rd 95x1/6"	0,370	AK31106070
DN 80	85	81	2	42	18	Rd 110x1/4"	0,580	AK31106085
DN 100	104	100	2	50	20	Rd 130x1/4"	0,710	AK31106104

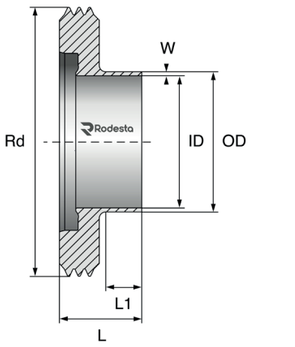

DIN | **Liner BS** | AK3-115



DN	OD	OD1	ID	W	L	L1	Kg	316L
DN 10	13	21.9	10	1.5	17	5	0,020	AK31156013
DN 15	19	27.9	16	1.5	17	5	0,020	AK31156019
DN 20	23	35.9	20	1.5	18	5	0,040	AK31156023
DN 25	29	42.9	26	1.5	22	8	0,070	AK31156029
DN 32	35	48.9	32	1.5	25	10	0,100	AK31156035
DN 40	41	54.9	38	1.5	26	10	0,110	AK31156041
DN 50	53	66.9	50	1.5	30	13	0,160	AK31156053
DN 65	70	84.9	66	2	34	15	0,260	AK31156070
DN 80	85	98.9	81	2	38	15	0,300	AK31156085
DN 100	104	118.9	100	2	46	23	0,500	AK31156104

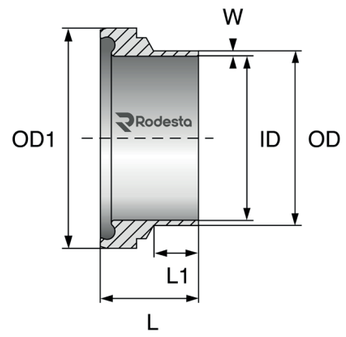

AK4-120 | **Blind male BGS** | DIN

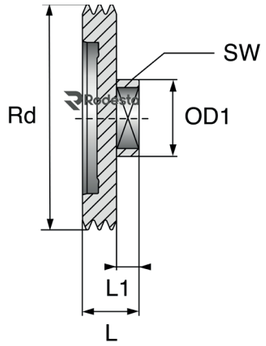

DN	OD1	L	L1	SW	Rd	Kg	316L
DN 10	22	24	12	17	Rd 28x1/8"	0,070	AK41206013
DN 15	22	24	12	17	Rd 34x1/8"	0,100	AK41206019
DN 20	22	24	10	17	Rd 44x1/6"	0,160	AK41206023
DN 25	40	24	10	27	Rd 52x1/6"	0,230	AK41206029
DN 32	40	24	10	27	Rd 58x1/6"	0,250	AK41206035
DN 40	40	24	10	27	Rd 65x1/6"	0,300	AK41206041
DN 50	40	24	10	27	Rd 78x1/6"	0,390	AK41206053
DN 65	48	28	12	32	Rd 95x1/6"	0,600	AK41206070
DN 80	48	28	8	32	Rd 110x1/4"	1,070	AK41206085
DN 100	48	30	10	32	Rd 130x1/4"	1,270	AK41206104

AK4-125 | **Blind liner BBS** | DIN

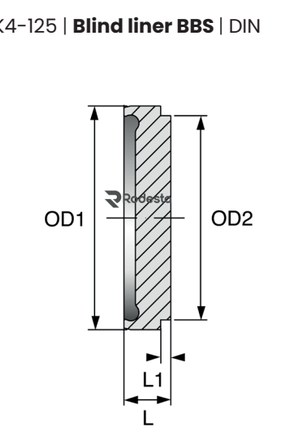

DN	OD1	OD2	L	L1	Kg	316L
DN 10	21.9	18	9	3	0,020	AK41256013
DN 15	27.9	24	9	3	0,030	AK41256019
DN 20	35.9	30	10	3	0,060	AK41256023
DN 25	42.9	35	12	3	0,100	AK41256029
DN 32	48.9	41	13	3	0,130	AK41256035
DN 40	54.9	48	13	3	0,160	AK41256041
DN 50	66.9	61	14	3	0,270	AK41256053
DN 65	84.9	79	16	4	0,520	AK41256070
DN 80	98.9	93	16	4	0,700	AK41256085
DN 100	118.9	114	20	5	1,370	AK41256104

ZK-405 | **Nut F** | DIN - INCH - ISO

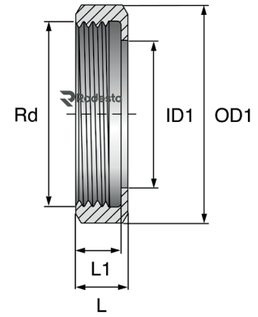

DN	ID1	OD1	L	L1	Rd	Kg	304L	316L
DN 10 (ISO)	19	38	18	15	Rd 28 x 1/8"	0,070	ZK4054010	ZK4056010
DN 15 (ISO)	25	44	18	15	Rd 34 x 1/8"	0,080	ZK4054015	ZK4056015
DN 20 (ISO)	31	54	20	17	Rd 44 x 1/6"	0,130	ZK4054020	ZK4056020
DN 25 (ISO) (1")	36	63	21	18	Rd 52 x 1/6"	0,180	ZK4054025	ZK4056025
DN 32 (1-1/4")	42.5	70	21	18	Rd 58 x 1/6"	0,220	ZK4054032	ZK4056032
DN 32 ISO	42.5	70	21	18	Rd 58 x 1/6"	0,220	ZK4054032ISO	ZK4056032ISO
DN 40 (ISO) (1-1/2")	49	78	21	18	Rd 65 x 1/6"	0,250	ZK4054040	ZK4056040
DN 50 (ISO) (2")	62	92	22	19	Rd 78 x 1/6"	0,330	ZK4054050	ZK4056050
DN 65 (ISO) (2-1/2")	80	112	25	21	Rd 95 x 1/6"	0,550	ZK4054065	ZK4056065
DN 75 (3")	86.5	120	26	21	Rd 104 x 1/6"	0,650	ZK4054075	ZK4056075
DN 80 (ISO) (3")	94	127	29	25	Rd 110 x 1/4"	0,800	ZK4054080	ZK4056080
DN 90	104	138	30	26	Rd 120 x 1/4"	0,900	ZK4054090	ZK4056090
DN 100 (ISO) (4")	115	148	31	26	Rd 130 x 1/4"	1,080	ZK4054100	ZK4056100
DN 125	138	178	35	30	Rd 160 x 1/4"	1,450	ZK4054125	ZK4056125
DN 125 ISO	140	178	40	34	Rd 190 x 1/4"	1,880	ZK4054125ISO	ZK4056125ISO
DN 150	164	210	40	34	Rd 190 x 1/4"	1,880	ZK4054150	ZK4056150
DIN 150 ISO	169	210	44	38	Rd 190 x 1/4"	3,970	ZK4054150ISO	ZK4056150ISO
DN 200	215	260	44	38	Rd 240 x 1/4"	3,970	ZK4054200	ZK4056200

DIN - EPDM | **Flange connection F**| AK3-130



DN	OD	OD1	ID	W	L	S	BG	Kg	316L
DN 10	13	54	10	1.5	48	37	4/M8 x 30mm	0,310	AK31306013E
DN 15	19	59	16	1.5	48	42	4/M8 x 30mm	0,370	AK31306019E
DN 20	23	64	20	1.5	48	47	4/M8 x 30mm	0,430	AK31306023E
DN 25	29	70	26	1.5	48	53	4/M8 x 30mm	0,500	AK31306029E
DN 32	35	76	32	1.5	48	59	4/M8 x 30mm	0,570	AK31306035E
DN 40	41	82	38	1.5	48	65	4/M8 x 30mm	0,640	AK31306041E
DN 50	53	94	50	1.5	48	77	4/M8 x 30mm	0,780	AK31306053E
DN 65	70	113	66	2	48	95	8/M8 x 30mm	1,030	AK31306070E
DN 80	85	133	81	2	52	112	8/M10 x 35mm	1,590	AK31306085E
DN 100	104	159	100	2	52	137	8/M10 x 40mm	2,560	AK31306104E
DN 125	129	183	125	2	56	161	8/M10 x 40mm	3,060	AK31306129E
DN 150	154	213	150	2	56	188	8/M12 x 50mm	4,340	AK31306154E

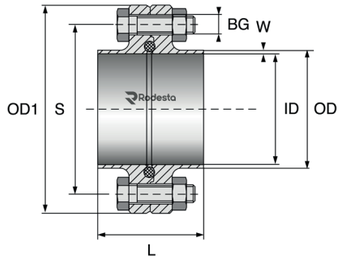

DIN - FKM | **Flange connection F** | AK3-130



DN	OD	OD1	ID	W	L	S	BG	Kg	316L
DN 10	13	54	10	1.5	48	37	4/M8 x 30mm	0,310	AK31306013F
DN 15	19	59	16	1.5	48	42	4/M8 x 30mm	0,370	AK31306019F
DN 20	23	64	20	1.5	48	47	4/M8 x 30mm	0,430	AK31306023F
DN 25	29	70	26	1.5	48	53	4/M8 x 30mm	0,500	AK31306029F
DN 32	35	76	32	1.5	48	59	4/M8 x 30mm	0,570	AK31306035F
DN 40	41	82	38	1.5	48	65	4/M8 x 30mm	0,640	AK31306041F
DN 50	53	94	50	1.5	48	77	4/M8 x 30mm	0,780	AK31306053F
DN 65	70	113	66	2	48	95	8/M8 x 30mm	1,030	AK31306070F
DN 80	85	133	81	2	52	112	8/M10 x 35mm	1,590	AK31306085F
DN 100	104	159	100	2	52	137	8/M10 x 40mm	2,560	AK31306104F
DN 125	129	183	125	2	56	161	8/M10 x 40mm	3,060	AK31306129F
DN 150	154	213	150	2	56	188	8/M12 x 50mm	4,340	AK31306154F

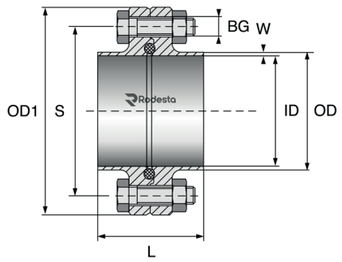

DIN - HNBR | **Flange connection F** | AK3-130



DN	OD	OD1	ID	W	L	S	BG	Kg	316L
DN 10	13	54	10	1.5	48	37	4/M8 x 30mm	0,310	AK31306013H
DN 15	19	59	16	1.5	48	42	4/M8 x 30mm	0,370	AK31306019H
DN 20	23	64	20	1.5	48	47	4/M8 x 30mm	0,430	AK31306023H
DN 25	29	70	26	1.5	48	53	4/M8 x 30mm	0,500	AK31306029H
DN 32	35	76	32	1.5	48	59	4/M8 x 30mm	0,570	AK31306035H
DN 40	41	82	38	1.5	48	65	4/M8 x 30mm	0,640	AK31306041H
DN 50	53	94	50	1.5	48	77	4/M8 x 30mm	0,780	AK31306053H
DN 65	70	113	66	2	48	95	8/M8 x 30mm	1,030	AK31306070H
DN 80	85	133	81	2	52	112	8/M10 x 35mm	1,590	AK31306085H
DN 100	104	159	100	2	52	137	8/M10 x 40mm	2,560	AK31306104H
DN 125	129	183	125	2	56	161	8/M10 x 40mm	3,060	AK31306129H
DN 150	154	213	150	2	56	188	8/M12 x 50mm	4,340	AK31306154H

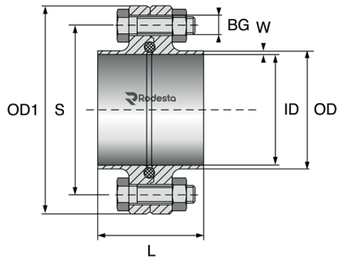

AK3-130 | **Flange connection F** | DIN - PTFE

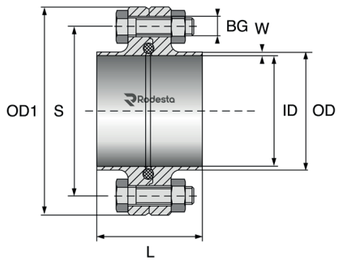

DN	OD	OD1	ID	W	L	S	BG	Kg	316L
DN 10	13	54	10	1.5	48	37	4/M8 x 30mm	0,310	AK31306013P
DN 15	19	59	16	1.5	48	42	4/M8 x 30mm	0,370	AK31306019P
DN 20	23	64	20	1.5	48	47	4/M8 x 30mm	0,430	AK31306023P
DN 25	29	70	26	1.5	48	53	4/M8 x 30mm	0,500	AK31306029P
DN 32	35	76	32	1.5	48	59	4/M8 x 30mm	0,570	AK31306035P
DN 40	41	82	38	1.5	48	65	4/M8 x 30mm	0,640	AK31306041P
DN 50	53	94	50	1.5	48	77	4/M8 x 30mm	0,780	AK31306053P
DN 65	70	113	66	2	48	95	8/M8 x 30mm	1,030	AK31306070P
DN 80	85	133	81	2	52	112	8/M10 x 35mm	1,590	AK31306085P
DN 100	104	159	100	2	52	137	8/M10 x 40mm	2,560	AK31306104P
DN 125	129	183	125	2	56	161	8/M10 x 40mm	3,060	AK31306129P
DN 150	154	213	150	2	56	188	8/M12 x 50mm	4,340	AK31306154P

AK3-135 | **Nut flange NF** | DIN

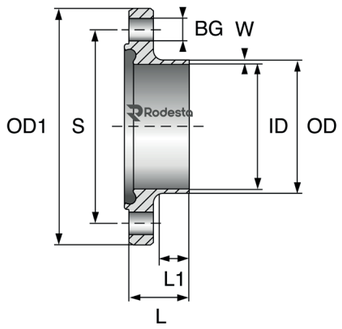

DN	OD	OD1	ID	W	L	L1	S	BG	Kg	316L
DN 10	13	54	10	1.5	25.5	10	37	4 x 9mm	0,160	AK31356013
DN 15	19	59	16	1.5	25.5	10	42	4 x 9mm	0,190	AK31356019
DN 20	23	64	20	1.5	25.5	10	47	4 x 9mm	0,220	AK31356023
DN 25	29	70	26	1.5	25.5	10	53	4 x 9mm	0,250	AK31356029
DN 32	35	76	32	1.5	25.5	10	59	4 x 9mm	0,290	AK31356035
DN 40	41	82	38	1.5	25.5	10	65	4 x 9mm	0,330	AK31356041
DN 50	53	94	50	1.5	25.5	10	77	4 x 9mm	0,400	AK31356053
DN 65	70	113	66	2	25.5	10	95	8 x 9mm	0,530	AK31356070
DN 80	85	133	81	2	27.5	10	112	8 x 11mm	0,810	AK31356085
DN 100	104	159	100	2	27.5	10	137	8 x 11mm	1,300	AK31356104
DN 125	129	183	125	2	29.5	10	161	8 x 11mm	1,550	AK31356129
DN 150	154	213	150	2	29.5	8	188	8 x 14mm	2,200	AK31356154

AK3-140 | **Liner flange BF** | DIN

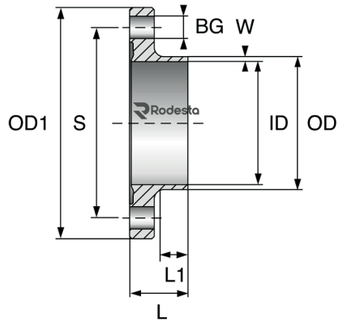

DN	OD	OD1	ID	W	L	L1	S	BG	Kg	316L
DN 10	13	54	10	1.5	24	10	37	4 x 9mm	0,160	AK31406013
DN 15	19	59	16	1.5	24	10	42	4 x 9mm	0,180	AK31406019
DN 20	23	64	20	1.5	24	10	47	4 x 9mm	0,210	AK31406023
DN 25	29	70	26	1.5	24	10	53	4 x 9mm	0,250	AK31406029
DN 32	35	76	32	1.5	24	10	59	4 x 9mm	0,280	AK31406035
DN 40	41	82	38	1.5	24	10	65	4 x 9mm	0,310	AK31406041
DN 50	53	94	50	1.5	24	10	77	4 x 9mm	0,380	AK31406053
DN 65	70	113	66	2	24	10	95	8 x 9mm	0,500	AK31406070
DN 80	85	133	81	2	26	10	112	8 x 11mm	0,780	AK31406085
DN 100	104	159	100	2	26	10	137	8 x 11mm	1,260	AK31406104
DN 125	129	183	125	2	28	10	161	8 x 11mm	1,500	AK31406129
DN 150	154	213	150	2	28	8	188	8 x 14mm	2,140	AK31406154

DIN | **Blind nut flange BNF** | AK4-145

DN	OD1	L	S	BG	Kg	316L
DN 10	54	11.5	37	4 x 9mm	0,040	AK41456013
DN 15	59	11.5	42	4 x 9mm	0,060	AK41456019
DN 20	64	11.5	47	4 x 9mm	0,080	AK41456023
DN 25	70	11.5	53	4 x 9mm	0,110	AK41456029
DN 32	76	11.5	59	4 x 9mm	0,140	AK41456035
DN 40	82	11.5	65	4 x 9mm	0,180	AK41456041
DN 50	94	11.5	77	4 x 9mm	0,260	AK41456053
DN 65	113	11.5	95	8 x 9mm	0,380	AK41456070
DN 80	133	13.5	112	8 x 11mm	0,630	AK41456085
DN 100	159	15.5	137	8 x 11mm	1,090	AK41456104
DN 125	183	15.5	161	8 x 11mm	1,590	AK41456129
DN 150	213	17.5	188	8 x 14mm	2,520	AK41456154

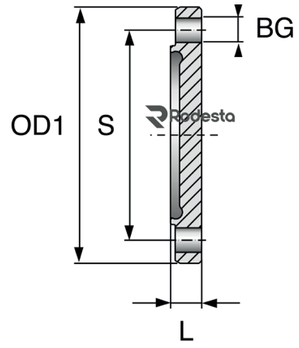

DIN | **Blind liner flange BBF** | AK4-150

DN	OD1	L	S	BG	Kg	316L
DN 10	54	10	37	4 x 9mm	0,160	AK41506013
DN 15	59	10	42	4 x 9mm	0,190	AK41506019
DN 20	64	10	47	4 x 9mm	0,220	AK41506023
DN 25	70	10	53	4 x 9mm	0,270	AK41506029
DN 32	76	10	59	4 x 9mm	0,320	AK41506035
DN 40	82	10	65	4 x 9mm	0,370	AK41506041
DN 50	94	10	77	4 x 9mm	0,480	AK41506053
DN 65	113	10	95	8 x 9mm	0,690	AK41506070
DN 80	133	12	112	8 x 11mm	1,150	AK41506085
DN 100	159	14	137	8 x 11mm	1,970	AK41506104
DN 125	183	14	161	8 x 11mm	2,620	AK41506129
DN 150	213	16	188	8 x 14mm	4,120	AK41506154

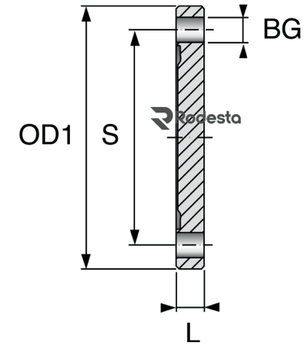

Bolt set | AK4-395

DIN	L	SW	Kg	316
DN 10	30	13	0,07	AK43956010
DN 65	30	13	0,14	AK43956065
DN 80	35	17	0,34	AK43956080
DN 100	40	17	0,36	AK43956100
DN 150	50	19	0,4	AK43956150

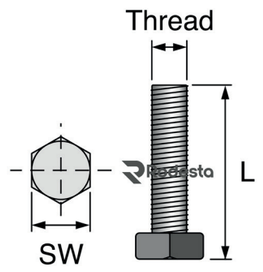

AK3-155 | **Clamp connection K** | DIN - EPDM

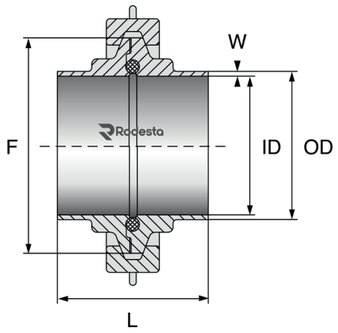

DN	OD	ID	W	L	F	Kg	316L
DN 10	13	10	1.5	44	34	0,170	AK31556013E
DN 15	19	16	1.5	44	34	0,160	AK31556019E
DN 20	23	20	1.5	44	50.5	0,450	AK31556023E
DN 25	29	26	1.5	44	50.5	0,450	AK31556029E
DN 32	35	32	1.5	48	50.5	0,430	AK31556035E
DN 40	41	38	1.5	48	64	0,540	AK31556041E
DN 50	53	50	1.5	49	77.5	0,710	AK31556053E
DN 65	70	66	2	53	91	0,880	AK31556070E
DN 80	85	81	2	57	106	1,040	AK31556085E
DN 100	104	100	2	60	130	1,110	AK31556104E

AK3-155 | **Clamp connection K** | DIN - FKM

DN	OD	ID	W	L	F	Kg	316L
DN 10	13	10	1.5	44	34	0,170	AK31556013F
DN 15	19	16	1.5	44	34	0,160	AK31556019F
DN 20	23	20	1.5	44	50.5	0,450	AK31556023F
DN 25	29	26	1.5	44	50.5	0,450	AK31556029F
DN 32	35	32	1.5	48	50.5	0,430	AK31556035F
DN 40	41	38	1.5	48	64	0,540	AK31556041F
DN 50	53	50	1.5	49	77.5	0,710	AK31556053F
DN 65	70	66	2	53	91	0,880	AK31556070F
DN 80	85	81	2	57	106	1,040	AK31556085F
DN 100	104	100	2	60	130	1,110	AK31556104F

AK3-155 | **Clamp connection K** | DIN - HNBR

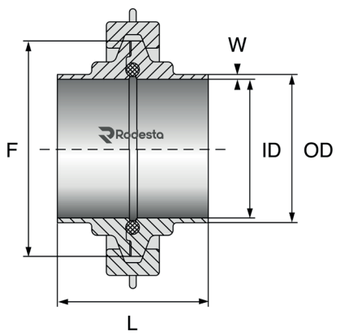

DN	OD	ID	W	L	F	Kg	316L
DN 10	13	10	1.5	44	34	0,170	AK31556013H
DN 15	19	16	1.5	44	34	0,160	AK31556019H
DN 20	23	20	1.5	44	50.5	0,450	AK31556023H
DN 25	29	26	1.5	44	50.5	0,450	AK31556029H
DN 32	35	32	1.5	48	50.5	0,430	AK31556035H
DN 40	41	38	1.5	48	64	0,540	AK31556041H
DN 50	53	50	1.5	49	77.5	0,710	AK31556053H
DN 65	70	66	2	53	91	0,880	AK31556070H
DN 80	85	81	2	57	106	1,040	AK31556085H
DN 100	104	100	2	60	130	1,110	AK31556104H

DIN - PTFE | **Clamp connection K** | AK3-155

DN	OD	ID	W	L	F	Kg	316L
DN 10	13	10	1.5	44	34	0,170	AK31556013P
DN 15	19	16	1.5	44	34	0,160	AK31556019P
DN 20	23	20	1.5	44	50.5	0,450	AK31556023P
DN 25	29	26	1.5	44	50.5	0,450	AK31556029P
DN 32	35	32	1.5	48	50.5	0,430	AK31556035P
DN 40	41	38	1.5	48	64	0,540	AK31556041P
DN 50	53	50	1.5	49	77.5	0,710	AK31556053P
DN 65	70	66	2	53	91	0,880	AK31556070P
DN 80	85	81	2	57	106	1,040	AK31556085P
DN 100	104	100	2	60	130	1,110	AK31556104P

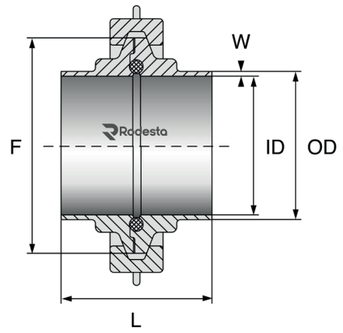

DIN | **Nut clamp NKS** | AK3-160

DN	OD	ID	W	L	L1	F	Kg	316L
DN 10	13	10	1.5	23.5	10	34	0,040	AK31606013
DN 15	19	16	1.5	23.5	10	34	0,030	AK31606019
DN 20	23	20	1.5	23.5	10	50.5	0,070	AK31606023
DN 25	29	26	1.5	23.5	10	50.5	0,070	AK31606029
DN 32	35	32	1.5	25.5	10	50.5	0,060	AK31606035
DN 40	41	38	1.5	25.5	10	64	0,100	AK31606041
DN 50	53	50	1.5	26	10	77.5	0,140	AK31606053
DN 65	70	66	2	28	10	91	0,170	AK31606070
DN 80	85	81	2	30	10	106	0,210	AK31606085
DN 100	104	100	2	31.5	10	130	0,230	AK31606104

DIN | **Liner clamp BKS** | AK3-165

DN	OD	ID	W	L	L1	F	Kg	316L
DN 10	13	10	1.5	22	10	34	0,030	AK31656013
DN 15	19	16	1.5	22	10	34	0,030	AK31656019
DN 20	23	20	1.5	22	10	50.5	0,070	AK31656023
DN 25	29	26	1.5	22	10	50.5	0,060	AK31656029
DN 32	35	32	1.5	24	10	50.5	0,050	AK31656035
DN 40	41	38	1.5	24	10	64	0,090	AK31656041
DN 50	53	50	1.5	24.5	10	77.5	0,130	AK31656053
DN 65	70	66	2	26.5	10	91	0,180	AK31656070
DN 80	85	81	2	28.5	10	106	0,230	AK31656085
DN 100	104	100	2	30	10	130	0,280	AK31656104

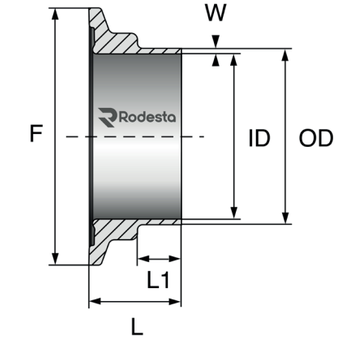

AK4-170 | **Blind nut clamp BNKS** | DIN

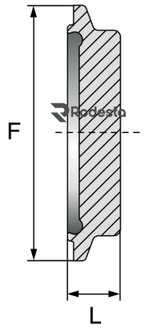

DN	L	F	Kg	316L
DN 10	13	34	0,040	AK41706013
DN 15	13	34	0,040	AK41706019
DN 20	13	50.5	0,100	AK41706023
DN 25	13	50.5	0,100	AK41706029
DN 32	13	50.5	0,100	AK41706035
DN 40	13	64	0,150	AK41706041
DN 50	15	77.5	0,220	AK41706053
DN 65	15	91	0,290	AK41706070
DN 80	15	106	0,410	AK41706085
DN 100	15	130	0,530	AK41706104

AK4-175 | **Blind liner clamp BBKS** | DIN

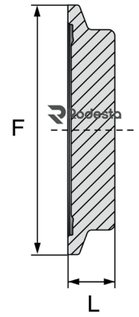

DN	L	F	Kg	316L
DN 10	11.5	34	0,040	AK41756013
DN 15	11.5	34	0,040	AK41756019
DN 20	11.5	50.5	0,100	AK41756023
DN 25	11.5	50.5	0,100	AK41756029
DN 32	11.5	50.5	0,100	AK41756035
DN 40	11.5	64	0,150	AK41756041
DN 50	13.5	77.5	0,220	AK41756053
DN 65	13.5	91	0,290	AK41756070
DN 80	13.5	106	0,410	AK41756085
DN 100	13.5	130	0,530	AK41756104

TC-165 | **Tri-clamp clamp** | (13MHHM-DP) double pin | type SH2

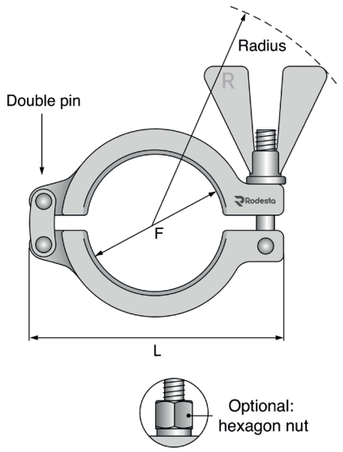

DIN	INCH	L	F	R	Kg	316	304
	1/2" - 3/4"	62.6	25	63	0,16	TC1656025	TC1654025
DN 10/15/20		73.2	34	67	0,19	TC1656034	TC1654034
	1" - 1-1/2"	90	50.5	77	0,242	TC1656050	TC1654050
	2"	105.7	64	93	0,32	TC1656064	TC1654064
	2-1/2"	119.2	77.5	100	0,37	TC1656077	TC1654077
	3"	137	91	105	0,42	TC1656091	TC1654091
DN 80		152.3	106	110	0,43	TC1656106	TC1654106
	4"	165.4	119	119	0,49	TC1656119	TC1654119
	4-1/2"	179.3	130	119	0,55	TC1656130	TC1654130
	5"	206.6	144.4	131	0,87	TC1656144	TC1654144
DN 125		252	155	155	1,39	TC1656155	TC1654155
	6"	262	167	156	1,4	TC1656167	TC1654167
DN 150		280	183	164	1,69	TC1656183	TC1654183
	8"	325	217.4	184	2,19	TC1656217	TC1654217
DN 200		333	233.5	164	2,34	TC1656233	TC1654233
	10"	382	268	181	2,78	TC1656268	TC1654268
	10-5/8"	405	286.1	213	2,97	TC1656286	TC1654286
	12"	458	319	242	3,37	TC1656319	TC1654319

ISO - EPDM | **Union V** | AK3-205

DN	OD	OD1	ID	W	L	Rd	Kg	316L
DN 8 ISO	13.5	38	10.3	1.6	32	Rd 28x1/8"	0,130	AK32056013E
DN 10 ISO	17.2	44	14	1.6	32	Rd 34x1/8"	0,160	AK32056017E
DN 15 ISO	21.3	54	18.1	1.6	34	Rd 44x1/6"	0,240	AK32056021E
DN 20 ISO	26.9	63	23.7	1.6	42	Rd 52x1/6"	0,350	AK32056026E
DN 25 ISO	33.7	70	29.7	2	48	Rd 58x1/6"	0,450	AK32056033E
DN 32 ISO	42.4	78	38.4	2	50	Rd 65x1/6"	0,530	AK32056042E
DN 40 ISO	48.3	92	44.3	2	54	Rd 78x1/6"	0,720	AK32056048E
DN 50 ISO	60.3	112	56.3	2	62	Rd 95x1/6"	1,070	AK32056060E
DN 65 ISO	76.1	127	72.1	2	72	Rd 110x1/4"	1,670	AK32056076E
DN 80 ISO	88.9	148	84.3	2.3	86	Rd 130x1/4"	2,400	AK32056088E

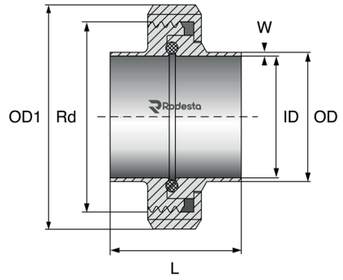

ISO - FKM | **Union V** | AK3-205

DN	OD	OD1	ID	W	L	Rd	Kg	316L
DN 8 ISO	13.5	38	10.3	1.6	32	Rd 28x1/8"	0,130	AK32056013F
DN 10 ISO	17.2	44	14	1.6	32	Rd 34x1/8"	0,160	AK32056017F
DN 15 ISO	21.3	54	18.1	1.6	34	Rd 44x1/6"	0,240	AK32056021F
DN 20 ISO	26.9	63	23.7	1.6	42	Rd 52x1/6"	0,350	AK32056026F
DN 25 ISO	33.7	70	29.7	2	48	Rd 58x1/6"	0,450	AK32056033F
DN 32 ISO	42.4	78	38.4	2	50	Rd 65x1/6"	0,530	AK32056042F
DN 40 ISO	48.3	92	44.3	2	54	Rd 78x1/6"	0,720	AK32056048F
DN 50 ISO	60.3	112	56.3	2	62	Rd 95x1/6"	1,070	AK32056060F
DN 65 ISO	76.1	127	72.1	2	72	Rd 110x1/4"	1,670	AK32056076F
DN 80 ISO	88.9	148	84.3	2.3	86	Rd 130x1/4"	2,400	AK32056088F

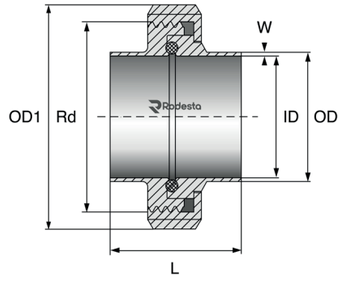

ISO - HNBR | **Liner BS** | AK3-205

DN	OD	OD1	ID	W	L	Rd	Kg	316L
DN 8 ISO	13.5	38	10.3	1.6	32	Rd 28x1/8"	0,130	AK32056013H
DN 10 ISO	17.2	44	14	1.6	32	Rd 34x1/8"	0,160	AK32056017H
DN 15 ISO	21.3	54	18.1	1.6	34	Rd 44x1/6"	0,240	AK32056021H
DN 20 ISO	26.9	63	23.7	1.6	42	Rd 52x1/6"	0,350	AK32056026H
DN 25 ISO	33.7	70	29.7	2	48	Rd 58x1/6"	0,450	AK32056033H
DN 32 ISO	42.4	78	38.4	2	50	Rd 65x1/6"	0,530	AK32056042H
DN 40 ISO	48.3	92	44.3	2	54	Rd 78x1/6"	0,720	AK32056048H
DN 50 ISO	60.3	112	56.3	2	62	Rd 95x1/6"	1,070	AK32056060H
DN 65 ISO	76.1	127	72.1	2	72	Rd 110x1/4"	1,670	AK32056076H
DN 80 ISO	88.9	148	84.3	2.3	86	Rd 130x1/4"	2,400	AK32056088H

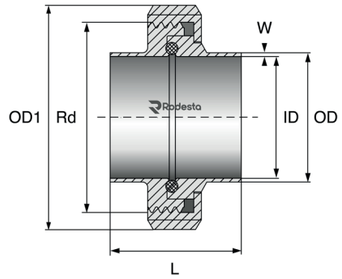

AK3-205 | **Union V** | ISO - EPDM

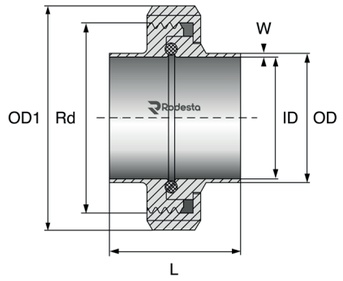

DN	OD	OD1	ID	W	L	Rd	Kg	316L
DN 8 ISO	13.5	38	10.3	1.6	32	Rd 28x1/8"	0,130	AK32056013P
DN 10 ISO	17.2	44	14	1.6	32	Rd 34x1/8"	0,160	AK32056017P
DN 15 ISO	21.3	54	18.1	1.6	34	Rd 44x1/6"	0,240	AK32056021P
DN 20 ISO	26.9	63	23.7	1.6	42	Rd 52x1/6"	0,350	AK32056026P
DN 25 ISO	33.7	70	29.7	2	48	Rd 58x1/6"	0,450	AK32056033P
DN 32 ISO	42.4	78	38.4	2	50	Rd 65x1/6"	0,530	AK32056042P
DN 40 ISO	48.3	92	44.3	2	54	Rd 78x1/6"	0,720	AK32056048P
DN 50 ISO	60.3	112	56.3	2	62	Rd 95x1/6"	1,070	AK32056060P
DN 65 ISO	76.1	127	72.1	2	72	Rd 110x1/4"	1,670	AK32056076P
DN 80 ISO	88.9	148	84.3	2.3	86	Rd 130x1/4"	2,400	AK32056088P

AK3-210 | **Male GS** | ISO

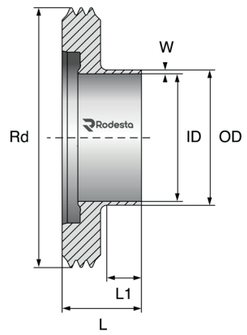

DN	OD	ID	W	L	L1	Rd	Kg	316L
DN 8 ISO	13.5	10.3	1.6	41	27	Rd 28 x 1/8"	0,050	AK42106013
DN 10 ISO	17.2	14	1.6	41	27	Rd 34 x 1/8"	0,070	AK42106017
DN 15 ISO	21.3	18.1	1.6	43	27	Rd 44 x 1/6"	0,130	AK42106021
DN 20 ISO	26.9	23.7	1.6	43	27	Rd 52 x 1/6"	0,160	AK42106026
DN 25 ISO	33.7	29.7	2	48	32	Rd 58 x 1/6"	0,200	AK42106033
DN 32 ISO	42.4	38.4	2	48	32	Rd 65 x 1/6"	0,230	AK42106042
DN 40 ISO	48.3	44.3	2	49	31	Rd 78 x 1/6"	0,320	AK42106048
DN 50 ISO	60.3	56.3	2	60	40	Rd 95 x 1/6"	0,490	AK42106060
DN 65 ISO	76.1	72.1	2	64	40	Rd 110 x 1/4"	0,800	AK42106076
DN 80 ISO	88.9	84.3	2.3	64	40	Rd 130 x 1/4"	0,970	AK42106088
DN 100 ISO	114.3	109.7	2.3	68	40	Rd 160 x 1/4"	1,660	AK42106114

AK3-215 | **Liner BS** | ISO

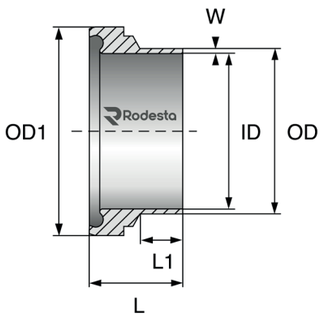

DN	OD	OD1	ID	W	L	L1	Kg	316L
DN 8 ISO	13.5	21.9	10.3	1.6	17	5	0,020	AK32156013
DN 10 ISO	17.2	27.9	14	1.6	17	5	0,020	AK32156017
DN 15 ISO	21.3	35.9	18.1	1.6	18	5	0,050	AK32156021
DN 20 ISO	26.9	42.9	23.7	1.6	22	7	0,080	AK32156026
DN 25 ISO	33.7	48.9	29.7	2	25	9	0,110	AK32156033
DN 32 ISO	42.4	54.9	38.4	2	26	11	0,120	AK32156042
DN 40 ISO	48.3	66.9	44.3	2	30	12	0,200	AK32156048
DN 50 ISO	60.3	84.9	56.3	2	34	12	0,330	AK32156060
DN 65 ISO	76.1	98.9	72.1	2	38	17	0,420	AK32156076
DN 80 ISO	88.9	118.9	84.3	2.3	46	18	0,740	AK32156088

ISO | **Blind male BGS** | AK4-220

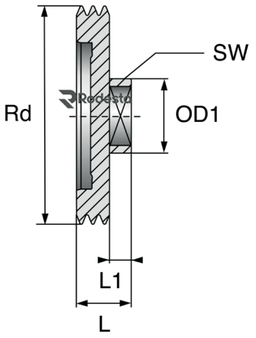

DN	OD1	L	L1	SW	Rd	Kg	EPDM
DN 8 ISO	22	24	12	17	Rd 28 x 1/8"	0,070	AK42206013
DN 10 ISO	22	24	12	17	Rd 34 x 1/8"	0,100	AK42206017
DN 15 ISO	22	24	10	17	Rd 44 x 1/6"	0,160	AK42206021
DN 20 ISO	40	24	10	27	Rd 52 x 1/6"	0,230	AK42206026
DN 25 ISO	40	24	10	27	Rd 58 x 1/6"	0,250	AK42206033
DN 32 ISO	40	24	10	27	Rd 65 x 1/6"	0,300	AK42206042
DN 40 ISO	40	24	10	27	Rd 78 x 1/6"	0,390	AK42206048
DN 50 ISO	48	28	12	32	Rd 95 x 1/6"	0,600	AK42206060
DN 65 ISO	48	28	8	32	Rd 110 x 1/4"	1,070	AK42206076
DN 80 ISO	48	30	10	32	Rd 130 x 1/4"	1,270	AK42206088
DN 100 ISO	48	38	10	32	Rd 160 x 1/4"	3,050	AK42206114

ISO | **Blind liner BBS** | AK4-225

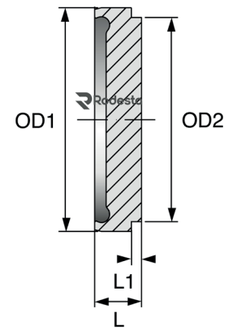

DN	OD1	OD2	L	L1	Kg	EPDM
DN 8 ISO	13.5	21.9	9	3	0,020	AK42256013
DN 10 ISO	17.2	27.9	9	3	0,030	AK42256017
DN 15 ISO	21.3	35.9	10	3	0,060	AK42256021
DN 20 ISO	26.9	42.9	12	3	0,100	AK42256026
DN 25 ISO	33.7	48.9	13	3	0,130	AK42256033
DN 32 ISO	42.4	54.9	13	3	0,160	AK42256042
DN 40 ISO	48.3	66.9	14	3	0,270	AK42256048
DN 50 ISO	60.3	84.9	16	4	0,520	AK42256060
DN 65 ISO	76.1	98.9	16	4	0,700	AK42256076
DN 80 ISO	88.9	118.9	20	5	1,370	AK42256088
DN 100 ISO	114.3	150	22	5	2,040	AK42256114

DIN - INCH - ISO | **Nut F** | ZK-405

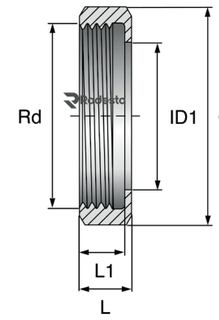

DN	ID1	OD1	L	L1	Rd	Kg	304L	316L
DN 10 (ISO)	19	38	18	15	Rd 28 x 1/8"	0,070	ZK4054010	ZK4056010
DN 15 (ISO)	25	44	18	15	Rd 34 x 1/8"	0,080	ZK4054015	ZK4056015
DN 20 (ISO)	31	54	20	17	Rd 44 x 1/6"	0,130	ZK4054020	ZK4056020
DN 25 (ISO) (1")	36	63	21	18	Rd 52 x 1/6"	0,180	ZK4054025	ZK4056025
DN 32 (1-1/4")	42.5	70	21	18	Rd 58 x 1/6"	0,220	ZK4054032	ZK4056032
DN 32 ISO	42.5	70	21	18	Rd 58 x 1/6"	0,220	ZK4054032ISO	ZK4056032ISO
DN 40 (ISO) (1-1/2")	49	78	21	18	Rd 65 x 1/6"	0,250	ZK4054040	ZK4056040
DN 50 (ISO) (2")	62	92	22	19	Rd 78 x 1/6"	0,330	ZK4054050	ZK4056050
DN 65 (ISO) (2-1/2")	80	112	25	21	Rd 95 x 1/6"	0,550	ZK4054065	ZK4056065
DN 75 (3")	86.5	120	26	21	Rd 104 x 1/6"	0,650	ZK4054075	ZK4056075
DN 80 (ISO) (3")	94	127	29	25	Rd 110 x 1/4"	0,800	ZK4054080	ZK4056080
DN 90	104	138	30	26	Rd 120 x 1/4"	0,900	ZK4054090	ZK4056090
DN 100 (ISO) (4")	115	148	31	26	Rd 130 x 1/4"	1,080	ZK4054100	ZK4056100
DN 125	138	178	35	30	Rd 160 x 1/4"	1,450	ZK4054125	ZK4056125
DN 125 ISO	140	178	40	34	Rd 190 x 1/4"	1,880	ZK4054125ISO	ZK4056125ISO
DN 150	164	210	40	34	Rd 190 x 1/4"	1,880	ZK4054150	ZK4056150
DIN 150 ISO	169	210	44	38	Rd 190 x 1/4"	3,970	ZK4054150ISO	ZK4056150ISO
DN 200	215	260	44	38	Rd 240 x 1/4"	3,970	ZK4054200	ZK4056200



AK3-230 | **Flange connection F** | ISO - EPDM



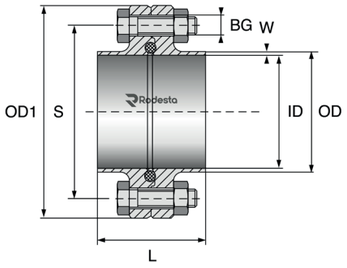

DN	OD	OD1	ID	W	L	S	BG	Kg	316L
DN 8 ISO	13.5	54	10.3	1.6	48	37	4/M8 x 30mm	0,310	AK32306013E
DN 10 ISO	17.2	59	14	1.6	48	42	4/M8 x 30mm	0,370	AK32306017E
DN 15 ISO	21.3	62	18.1	1.6	48	45	4/M8 x 30mm	0,410	AK32306021E
DN 20 ISO	26.9	69	23.7	1.6	48	52	4/M8 x 30mm	0,500	AK32306026E
DN 25 ISO	33.7	74	29.7	2	48	57	4/M8 x 30mm	0,560	AK32306033E
DN 32 ISO	42.4	82	38.4	2	48	65	4/M8 x 30mm	0,650	AK32306042E
DN 40 ISO	48.3	88	44.3	2	48	71	4/M8 x 30mm	0,730	AK32306048E
DN 50 ISO	60.3	103	56.3	2	48	85	4/M8 x 30mm	0,940	AK32306060E
DN 65 ISO	76.1	125	72.1	2	48	104	8/M10 x 35mm	1,400	AK32306076E
DN 80 ISO	88.9	137	84.3	2.3	52	116	8/M10 x 35mm	1,690	AK32306088E
DN 100 ISO	114.3	168	109.7	2.3	52	146	8/M10 x 40mm	2,790	AK32306114E

AK3-230 | **Flange connection F** | ISO - FKM



DN	OD	OD1	ID	W	L	S	BG	Kg	316L
DN 8 ISO	13.5	54	10.3	1.6	48	37	4/M8 x 30mm	0,310	AK32306013F
DN 10 ISO	17.2	59	14	1.6	48	42	4/M8 x 30mm	0,370	AK32306017F
DN 15 ISO	21.3	62	18.1	1.6	48	45	4/M8 x 30mm	0,410	AK32306021F
DN 20 ISO	26.9	69	23.7	1.6	48	52	4/M8 x 30mm	0,500	AK32306026F
DN 25 ISO	33.7	74	29.7	2	48	57	4/M8 x 30mm	0,560	AK32306033F
DN 32 ISO	42.4	82	38.4	2	48	65	4/M8 x 30mm	0,650	AK32306042F
DN 40 ISO	48.3	88	44.3	2	48	71	4/M8 x 30mm	0,730	AK32306048F
DN 50 ISO	60.3	103	56.3	2	48	85	4/M8 x 30mm	0,940	AK32306060F
DN 65 ISO	76.1	125	72.1	2	48	104	8/M10 x 35mm	1,400	AK32306076F
DN 80 ISO	88.9	137	84.3	2.3	52	116	8/M10 x 35mm	1,690	AK32306088F
DN 100 ISO	114.3	168	109.7	2.3	52	146	8/M10 x 40mm	2,790	AK32306114F

AK3-230 | **Flange connection F** | ISO - HNBR



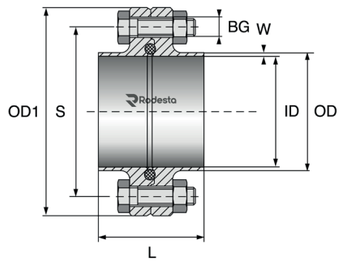

DN	OD	OD1	ID	W	L	S	BG	Kg	316L
DN 8 ISO	13.5	54	10.3	1.6	48	37	4/M8 x 30mm	0,310	AK32306013H
DN 10 ISO	17.2	59	14	1.6	48	42	4/M8 x 30mm	0,370	AK32306017H
DN 15 ISO	21.3	62	18.1	1.6	48	45	4/M8 x 30mm	0,410	AK32306021H
DN 20 ISO	26.9	69	23.7	1.6	48	52	4/M8 x 30mm	0,500	AK32306026H
DN 25 ISO	33.7	74	29.7	2	48	57	4/M8 x 30mm	0,560	AK32306033H
DN 32 ISO	42.4	82	38.4	2	48	65	4/M8 x 30mm	0,650	AK32306042H
DN 40 ISO	48.3	88	44.3	2	48	71	4/M8 x 30mm	0,730	AK32306048H
DN 50 ISO	60.3	103	56.3	2	48	85	4/M8 x 30mm	0,940	AK32306060H
DN 65 ISO	76.1	125	72.1	2	48	104	8/M10 x 35mm	1,400	AK32306076H
DN 80 ISO	88.9	137	84.3	2.3	52	116	8/M10 x 35mm	1,690	AK32306088H
DN 100 ISO	114.3	168	109.7	2.3	52	146	8/M10 x 40mm	2,790	AK32306114H



ISO - PTFE | **Flange connection F** | AK3-230



DN	OD	OD1	ID	W	L	S	BG	Kg	316L
DN 8 ISO	13.5	54	10.3	1.6	48	37	4/M8 x 30mm	0,310	AK32306013P
DN 10 ISO	17.2	59	14	1.6	48	42	4/M8 x 30mm	0,370	AK32306017P
DN 15 ISO	21.3	62	18.1	1.6	48	45	4/M8 x 30mm	0,410	AK32306021P
DN 20 ISO	26.9	69	23.7	1.6	48	52	4/M8 x 30mm	0,500	AK32306026P
DN 25 ISO	33.7	74	29.7	2	48	57	4/M8 x 30mm	0,560	AK32306033P
DN 32 ISO	42.4	82	38.4	2	48	65	4/M8 x 30mm	0,650	AK32306042P
DN 40 ISO	48.3	88	44.3	2	48	71	4/M8 x 30mm	0,730	AK32306048P
DN 50 ISO	60.3	103	56.3	2	48	85	4/M8 x 30mm	0,940	AK32306060P
DN 65 ISO	76.1	125	72.1	2	48	104	8/M10 x 35mm	1,400	AK32306076P
DN 80 ISO	88.9	137	84.3	2.3	52	116	8/M10 x 35mm	1,690	AK32306088P
DN 100 ISO	114.3	168	109.7	2.3	52	146	8/M10 x 40mm	2,790	AK32306114P

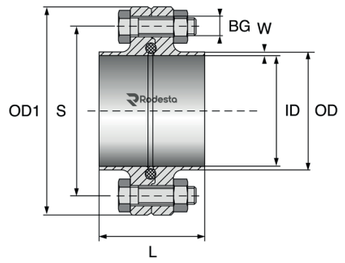

ISO | **Nut flange NF** | AK3-235



DN	OD	OD1	ID	W	L	L1	S	BG	Kg	316L
DN 8 ISO	13.5	54	10.3	1.6	25.5	10	37	4 x 9mm	0,160	AK32356013
DN 10 ISO	17.2	59	14	1.6	25.5	10	42	4 x 9mm	0,190	AK32356017
DN 15 ISO	21.3	62	18.1	1.6	25.5	10	45	4 x 9mm	0,200	AK32356021
DN 20 ISO	26.9	69	23.7	1.6	25.5	10	52	4 x 9mm	0,250	AK32356026
DN 25 ISO	33.7	74	29.7	2	25.5	10	57	4 x 9mm	0,290	AK32356033
DN 32 ISO	42.4	82	38.4	2	25.5	10	65	4 x 9mm	0,330	AK32356042
DN 40 ISO	48.3	88	44.3	2	25.5	10	71	4 x 9mm	0,370	AK32356048
DN 50 ISO	60.3	103	56.3	2	25.5	10	85	4 x 9mm	0,480	AK32356060
DN 65 ISO	76.1	125	72.1	2	25.5	8	104	8 x 11mm	0,760	AK32356076
DN 80 ISO	88.9	137	84.3	2.3	27.5	10	116	8 x 11mm	0,860	AK32356088
DN 100 ISO	114.3	168	109.7	2.3	27.5	8	146	8 x 11mm	1,390	AK32356114

ISO | **Liner flange BF** | AK3-240



DN	OD	OD1	ID	W	L	L1	S	BG	Kg	316L
DN 8 ISO	13.5	54	10.3	1.6	24	10	37	4 x 9mm	0,150	AK32406013
DN 10 ISO	17.2	59	14	1.6	24	10	42	4 x 9mm	0,180	AK32406017
DN 15 ISO	21.3	62	18.1	1.6	24	10	45	4 x 9mm	0,200	AK32406021
DN 20 ISO	26.9	69	23.7	1.6	24	10	52	4 x 9mm	0,250	AK32406026
DN 25 ISO	33.7	74	29.7	2	24	10	57	4 x 9mm	0,270	AK32406033
DN 32 ISO	42.4	82	38.4	2	24	10	65	4 x 9mm	0,320	AK32406042
DN 40 ISO	48.3	88	44.3	2	24	10	71	4 x 9mm	0,350	AK32406048
DN 50 ISO	60.3	103	56.3	2	24	10	85	4 x 9mm	0,460	AK32406060
DN 65 ISO	76.1	125	72.1	2	24	8	104	8 x 11mm	0,640	AK32406076
DN 80 ISO	88.9	137	84.3	2.3	26	10	116	8 x 11mm	0,830	AK32406088
DN 100 ISO	114.3	168	109.7	2.3	26	8	146	8 x 11mm	1,360	AK32406114

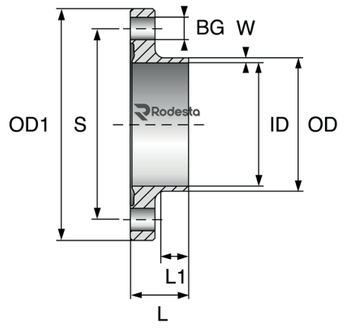

AK3-255 | **Clamp connection K** | ISO - EPDM

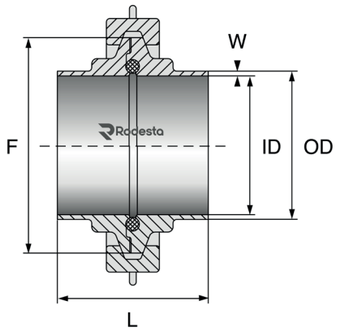

DN	OD	ID	W	L	F	Kg	316L
DN 8 ISO	13.5	10.3	1.6	44	34	0,040	AK32556013E
DN 10 ISO	17.2	14	1.6	44	34	0,180	AK32556017E
DN 15 ISO	21.3	18.1	1.6	44	34	0,220	AK32556021E
DN 20 ISO	26.9	23.7	1.6	44	50.5	0,470	AK32556026E
DN 25 ISO	33.7	29.7	2	48	50.5	0,460	AK32556033E
DN 32 ISO	42.4	38.4	2	48	64	0,500	AK32556042E
DN 40 ISO	48.3	44.3	2	50	64	0,600	AK32556048E
DN 50 ISO	60.3	56.3	2	54	91	0,810	AK32556060E
DN 65 ISO	76.1	72.1	2	57	106	1,040	AK32556076E
DN 80 ISO	88.9	84.3	2.3	62	119	1,250	AK32556088E

AK3-255 | **Clamp connection K** | ISO - FKM

DN	OD	ID	W	L	F	Kg	316L
DN 8 ISO	13.5	10.3	1.6	44	34	0,040	AK32556013F
DN 10 ISO	17.2	14	1.6	44	34	0,180	AK32556017F
DN 15 ISO	21.3	18.1	1.6	44	34	0,220	AK32556021F
DN 20 ISO	26.9	23.7	1.6	44	50.5	0,470	AK32556026F
DN 25 ISO	33.7	29.7	2	48	50.5	0,460	AK32556033F
DN 32 ISO	42.4	38.4	2	48	64	0,500	AK32556042F
DN 40 ISO	48.3	44.3	2	50	64	0,600	AK32556048F
DN 50 ISO	60.3	56.3	2	54	91	0,810	AK32556060F
DN 65 ISO	76.1	72.1	2	57	106	1,040	AK32556076F
DN 80 ISO	88.9	84.3	2.3	62	119	1,250	AK32556088F

AK3-255 | **Clamp connection K** | ISO - HNBR

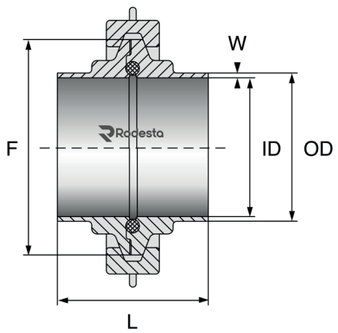

DN	OD	ID	W	L	F	Kg	316L
DN 8 ISO	13.5	10.3	1.6	44	34	0,040	AK32556013H
DN 10 ISO	17.2	14	1.6	44	34	0,180	AK32556017H
DN 15 ISO	21.3	18.1	1.6	44	34	0,220	AK32556021H
DN 20 ISO	26.9	23.7	1.6	44	50.5	0,470	AK32556026H
DN 25 ISO	33.7	29.7	2	48	50.5	0,460	AK32556033H
DN 32 ISO	42.4	38.4	2	48	64	0,500	AK32556042H
DN 40 ISO	48.3	44.3	2	50	64	0,600	AK32556048H
DN 50 ISO	60.3	56.3	2	54	91	0,810	AK32556060H
DN 65 ISO	76.1	72.1	2	57	106	1,040	AK32556076H
DN 80 ISO	88.9	84.3	2.3	62	119	1,250	AK32556088H

ISO - PTFE | **Clamp connection K** | AK3-255

DN	OD	ID	W	L	F	Kg	316L
DN 8 ISO	13.5	10.3	1.6	44	34	0,040	AK32556013P
DN 10 ISO	17.2	14	1.6	44	34	0,180	AK32556017P
DN 15 ISO	21.3	18.1	1.6	44	34	0,220	AK32556021P
DN 20 ISO	26.9	23.7	1.6	44	50.5	0,470	AK32556026P
DN 25 ISO	33.7	29.7	2	48	50.5	0,460	AK32556033P
DN 32 ISO	42.4	38.4	2	48	64	0,500	AK32556042P
DN 40 ISO	48.3	44.3	2	50	64	0,600	AK32556048P
DN 50 ISO	60.3	56.3	2	54	91	0,810	AK32556060P
DN 65 ISO	76.1	72.1	2	57	106	1,040	AK32556076P
DN 80 ISO	88.9	84.3	2.3	62	119	1,250	AK32556088P

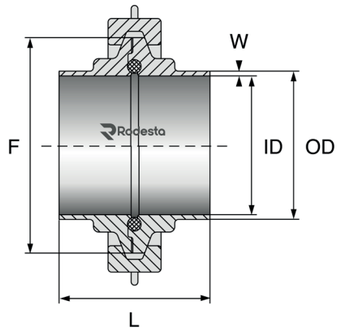

ISO | **Nut clamp NKS** | AK3-260

DN	OD	ID	W	L	L1	F	Kg	316L
DN 8 ISO	13.5	10.3	1.6	23.5	10	34	0,040	AK32606013
DN 10 ISO	17.2	14	1.6	23.5	10	34	0,040	AK32606017
DN 15 ISO	21.3	18.1	1.6	23.5	10	34	0,080	AK32606021
DN 20 ISO	26.9	23.7	1.6	23.5	10	50.5	0,080	AK32606026
DN 25 ISO	33.7	29.7	2	25.5	10	50.5	0,070	AK32606033
DN 32 ISO	42.4	38.4	2	25.5	10	64	0,110	AK32606042
DN 40 ISO	48.3	44.3	2	26.5	10	64	0,140	AK32606048
DN 50 ISO	60.3	56.3	2	28.5	10	91	0,190	AK32606060
DN 65 ISO	76.1	72.1	2	30	10	106	0,240	AK32606076
DN 80 ISO	88.9	84.3	2.3	32.5	10	119	0,290	AK32606088

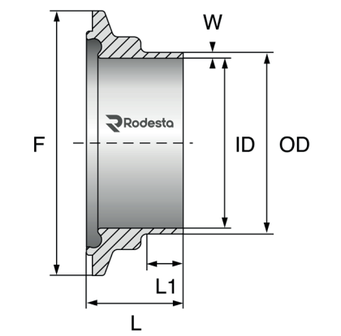

ISO | **Liner clamp BKS** | AK3-265

DN	OD	ID	W	L	L1	F	Kg	316L
DN 8 ISO	13.5	10.3	1.6	22	10	34	0,030	AK32656013
DN 10 ISO	17.2	14	1.6	22	10	34	0,030	AK32656017
DN 15 ISO	21.3	18.1	1.6	22	10	34	0,020	AK32656021
DN 20 ISO	26.9	23.7	1.6	22	10	50.5	0,060	AK32656026
DN 25 ISO	33.7	29.7	2	24	10	50.5	0,050	AK32656033
DN 32 ISO	42.4	38.4	2	24	10	64	0,080	AK32656042
DN 40 ISO	48.3	44.3	2	25	10	64	0,070	AK32656048
DN 50 ISO	60.3	56.3	2	27	10	91	0,170	AK32656060
DN 65 ISO	76.1	72.1	2	28.5	10	106	0,220	AK32656076
DN 80 ISO	88.9	84.3	2.3	31	10	119	0,280	AK32656088

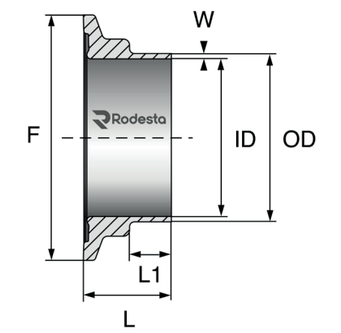

AK4-270 | **Blind nut clamp BNKS** | ISO

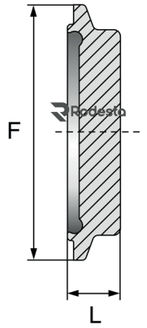

DN	L	F	Kg	316L
DN 8 ISO	13	34	0,04	AK42706013
DN 10 ISO	13	34	0,04	AK42706017
DN 15 ISO	13	34	0,1	AK42706021
DN 20 ISO	13	50.5	0,1	AK42706026
DN 25 ISO	13	50.5	0,1	AK42706033
DN 32 ISO	13	64	0,15	AK42706042
DN 40 ISO	13	64	0,22	AK42706048
DN 50 ISO	15	91	0,29	AK42706060
DN 65 ISO	15	106	0,41	AK42706076
DN 80 ISO	15	119	0,53	AK42706088
DN 100 ISO	15	144.4	2,06	AK42706114

AK4-275 | **Blind liner clamp BBKS** | ISO

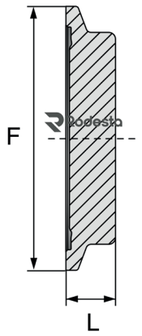

DN	L	F	Kg	316L
DN 8 ISO	11.5	34	0,040	AK42756013
DN 10 ISO	11.5	34	0,040	AK42756017
DN 15 ISO	11.5	34	0,100	AK42756021
DN 20 ISO	11.5	50.5	0,100	AK42756026
DN 25 ISO	11.5	50.5	0,100	AK42756033
DN 32 ISO	11.5	64	0,150	AK42756042
DN 40 ISO	11.5	64	0,220	AK42756048
DN 50 ISO	13.5	91	0,290	AK42756060
DN 65 ISO	13.5	106	0,410	AK42756076
DN 80 ISO	13.5	119	0,530	AK42756088
DN 100 ISO	13.5	144.4	2,060	AK42756114

AK3-305 | **Union V** | INCH - EPDM

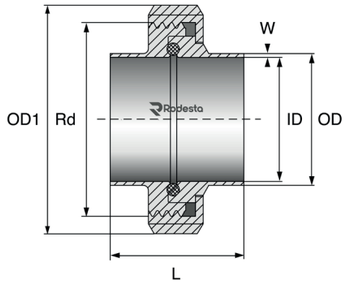

INCH	OD	OD1	ID	W	L	Rd	Kg	316L
1/2"	12.7	38	9.4	1.65	32	Rd 28x1/8"	0,190	AK33056012E
3/4"	19.05	44	15.75	1.65	32	Rd 34x1/8"	0,260	AK33056019E
1"	25.4	63	22.1	1.65	42	Rd 52x1/6"	0,410	AK33056025E
1-1/2"	38.1	78	34.8	1.65	50	Rd 65x1/6"	0,570	AK33056038E
2"	50.8	92	47.5	1.65	54	Rd 78x1/6"	0,760	AK33056050E
2-1/2"	63.5	112	60.2	1.65	62	Rd 95x1/6"	1,260	AK33056063E
3"	76.2	127	72.9	1.65	72	Rd 110x1/4"	1,850	AK33056076E
4"	101.6	148	97.38	2.11	86	Rd 130x1/4"	2,360	AK33056101E

INCH - FKM | **Union V** | AK3-305

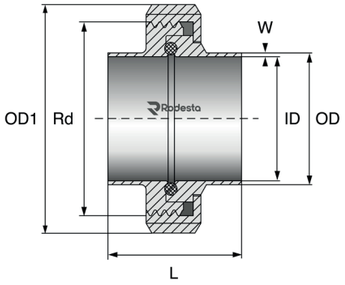

INCH	OD	OD1	ID	W	L	Rd	Kg	316L
1/2"	12.7	38	9.4	1.65	32	Rd 28x1/8"	0,190	AK33056012F
3/4"	19.05	44	15.75	1.65	32	Rd 34x1/8"	0,260	AK33056019F
1"	25.4	63	22.1	1.65	42	Rd 52x1/6"	0,410	AK33056025F
1-1/2"	38.1	78	34.8	1.65	50	Rd 65x1/6"	0,570	AK33056038F
2"	50.8	92	47.5	1.65	54	Rd 78x1/6"	0,760	AK33056050F
2-1/2"	63.5	112	60.2	1.65	62	Rd 95x1/6"	1,260	AK33056063F
3"	76.2	127	72.9	1.65	72	Rd 110x1/4"	1,850	AK33056076F
4"	101.6	148	97.38	2.11	86	Rd 130x1/4"	2,360	AK33056101F

INCH - HNBR | **Union V** | AK3-305

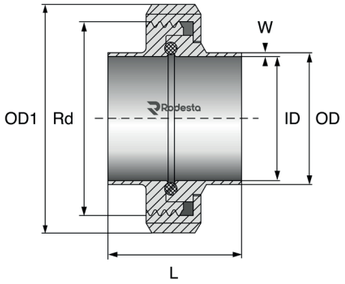

INCH	OD	OD1	ID	W	L	Rd	Kg	316L
1/2"	12.7	38	9.4	1.65	32	Rd 28x1/8"	0,190	AK33056012H
3/4"	19.05	44	15.75	1.65	32	Rd 34x1/8"	0,260	AK33056019H
1"	25.4	63	22.1	1.65	42	Rd 52x1/6"	0,410	AK33056025H
1-1/2"	38.1	78	34.8	1.65	50	Rd 65x1/6"	0,570	AK33056038H
2"	50.8	92	47.5	1.65	54	Rd 78x1/6"	0,760	AK33056050H
2-1/2"	63.5	112	60.2	1.65	62	Rd 95x1/6"	1,260	AK33056063H
3"	76.2	127	72.9	1.65	72	Rd 110x1/4"	1,850	AK33056076H
4"	101.6	148	97.38	2.11	86	Rd 130x1/4"	2,360	AK33056101H

INCH - PTFE | **Union V** | AK3-305

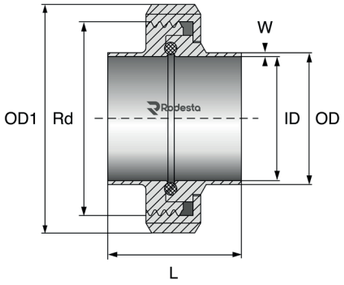

INCH	OD	OD1	ID	W	L	Rd	Kg	316L
1/2"	12.7	38	9.4	1.65	32	Rd 28x1/8"	0,190	AK33056012P
3/4"	19.05	44	15.75	1.65	32	Rd 34x1/8"	0,260	AK33056019P
1"	25.4	63	22.1	1.65	42	Rd 52x1/6"	0,410	AK33056025P
1-1/2"	38.1	78	34.8	1.65	50	Rd 65x1/6"	0,570	AK33056038P
2"	50.8	92	47.5	1.65	54	Rd 78x1/6"	0,760	AK33056050P
2-1/2"	63.5	112	60.2	1.65	62	Rd 95x1/6"	1,260	AK33056063P
3"	76.2	127	72.9	1.65	72	Rd 110x1/4"	1,850	AK33056076P
4"	101.6	148	97.38	2.11	86	Rd 130x1/4"	2,360	AK33056101P

AK3-310 | **Male GS** | INCH

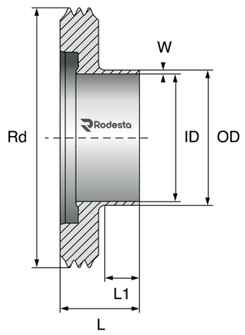

INCH	OD	ID	W	L	L1	Rd	Kg	316L
1/2"	12.7	9.4	1.65	19	5	Rd 28x1/8"	0,040	AK33106012
3/4"	19.05	15.75	1.65	19	5	Rd 34x1/8"	0,060	AK33106019
1"	25.4	22.1	1.65	26	10	Rd 52x1/6"	0,150	AK33106025
1-1/2"	38.1	34.8	1.65	31	15	Rd 65x1/6"	0,200	AK33106038
2"	50.8	47.5	1.65	31	15	Rd 78x1/6"	0,260	AK33106050
2-1/2"	63.5	60.2	1.65	36	18	Rd 95x1/6"	0,390	AK33106063
3"	76.2	72.9	1.65	42	18	Rd 110x1/4"	0,670	AK33106076
4"	101.6	97.38	2.11	50	26	Rd 130x1/4"	0,750	AK33106101

AK3-315 | **Liner BS** | INCH

INCH	OD	OD1	ID	W	L	L1	Kg	316L
1/2"	12.7	21.9	9.4	1.65	17	6.5	0,020	AK33156012
3/4"	19.05	27.9	15.75	1.65	17	6.5	0,020	AK33156019
1"	25.4	42.9	22.1	1.65	22	8	0,080	AK33156025
1-1/2"	38.1	54.9	34.8	1.65	26	9.5	0,120	AK33156038
2"	50.8	66.9	47.5	1.65	30	12.5	0,170	AK33156050
2-1/2"	63.5	84.9	60.2	1.65	34	21	0,320	AK33156063
3"	76.2	98.9	72.9	1.65	38	17	0,380	AK33156076
4"	101.6	118.9	97.38	2.11	46	21	0,530	AK33156101

AK3-330 | **Flange connection F** | INCH - EPDM

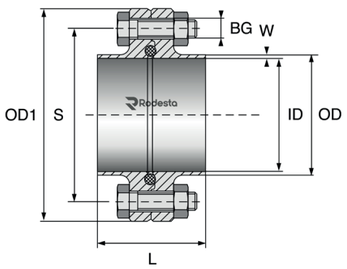

INCH	OD	OD1	ID	W	L	S	BG	Kg	316L
1/2"	12.7	54	9.4	1.65	48	37	4/M8 x 30mm	0,310	AK33306012E
3/4"	19.05	59	15.75	1.65	48	42	4/M8 x 30mm	0,370	AK33306019E
1"	25.4	66	22.2	1.65	48	49	4/M8 x 30mm	0,450	AK33306025E
1-1/2"	38.1	79	34.8	1.65	48	62	4/M8 x 30mm	0,610	AK33306038E
2"	50.8	92	47.5	1.65	48	75	4/M8 x 30mm	0,770	AK33306050E
2-1/2"	63.5	107	60.2	1.65	48	89	8/M8 x 30mm	0,940	AK33306063E
3"	76.2	125	72.9	1.65	48	104	8/M10 x 35mm	1,430	AK33306076E
4"	101.6	157	97.38	2.11	52	135	8/M10 x 35mm	2,530	AK33306101E

INCH - FKM | **Flange connection F** | AK3-330

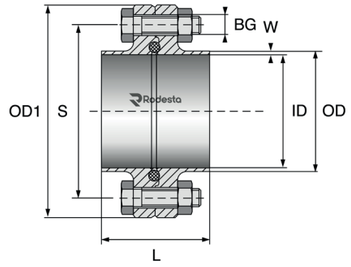

INCH	OD	OD1	ID	W	L	S	BG	Kg	316L
1/2"	12.7	54	9.4	1.65	48	37	4/M8 x 30mm	0,310	AK33306012F
3/4"	19.05	59	15.75	1.65	48	42	4/M8 x 30mm	0,370	AK33306019F
1"	25.4	66	22.2	1.65	48	49	4/M8 x 30mm	0,450	AK33306025F
1-1/2"	38.1	79	34.8	1.65	48	62	4/M8 x 30mm	0,610	AK33306038F
2"	50.8	92	47.5	1.65	48	75	4/M8 x 30mm	0,770	AK33306050F
2-1/2"	63.5	107	60.2	1.65	48	89	8/M8 x 30mm	0,940	AK33306063F
3"	76.2	125	72.9	1.65	48	104	8/M10 x 35mm	1,430	AK33306076F
4"	101.6	157	97.38	2.11	52	135	8/M10 x 35mm	2,530	AK33306101F

INCH - HNBR | **Flange connection F** | AK3-330

INCH	OD	OD1	ID	W	L	S	BG	Kg	316L
1/2"	12.7	54	9.4	1.65	48	37	4/M8 x 30mm	0,310	AK33306012H
3/4"	19.05	59	15.75	1.65	48	42	4/M8 x 30mm	0,370	AK33306019H
1"	25.4	66	22.2	1.65	48	49	4/M8 x 30mm	0,450	AK33306025H
1-1/2"	38.1	79	34.8	1.65	48	62	4/M8 x 30mm	0,610	AK33306038H
2"	50.8	92	47.5	1.65	48	75	4/M8 x 30mm	0,770	AK33306050H
2-1/2"	63.5	107	60.2	1.65	48	89	8/M8 x 30mm	0,940	AK33306063H
3"	76.2	125	72.9	1.65	48	104	8/M10 x 35mm	1,430	AK33306076H
4"	101.6	157	97.38	2.11	52	135	8/M10 x 35mm	2,530	AK33306101H

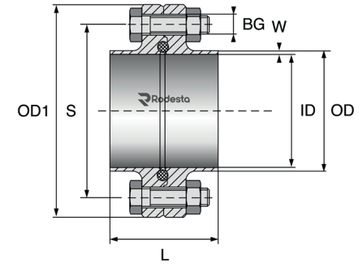

INCH - PTFE | **Flange connection F** | AK3-330

INCH	OD	OD1	ID	W	L	S	BG	Kg	316L
1/2"	12.7	54	9.4	1.65	48	37	4/M8 x 30mm	0,310	AK33306012P
3/4"	19.05	59	15.75	1.65	48	42	4/M8 x 30mm	0,370	AK33306019P
1"	25.4	66	22.2	1.65	48	49	4/M8 x 30mm	0,450	AK33306025P
1-1/2"	38.1	79	34.8	1.65	48	62	4/M8 x 30mm	0,610	AK33306038P
2"	50.8	92	47.5	1.65	48	75	4/M8 x 30mm	0,770	AK33306050P
2-1/2"	63.5	107	60.2	1.65	48	89	8/M8 x 30mm	0,940	AK33306063P
3"	76.2	125	72.9	1.65	48	104	8/M10 x 35mm	1,430	AK33306076P
4"	101.6	157	97.38	2.11	52	135	8/M10 x 35mm	2,530	AK33306101P

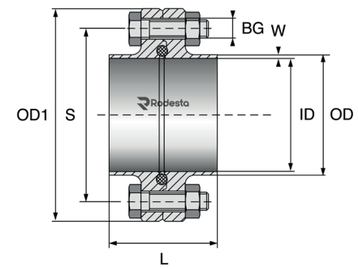

AK3-335 | **Nut flange NF** | INCH

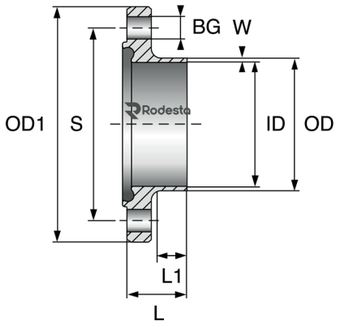

INCH	OD	OD1	ID	W	L	L1	S	BG	Kg	316L
1/2"	12.7	54	9.4	1.65	25.5	10	37	4 x 9mm	0,160	AK33356012
3/4"	19.05	59	15.75	1.65	25.5	10	42	4 x 9mm	0,190	AK33356019
1"	25.4	66	22.2	1.65	25.5	10	49	4 x 9mm	0,230	AK33356025
1-1/2"	38.1	79	34.8	1.65	25.5	10	62	4 x 9mm	0,310	AK33356038
2"	50.8	92	47.5	1.65	25.5	10	75	4 x 9mm	0,390	AK33356050
2-1/2"	63.5	107	60.2	1.65	25.5	10	89	8 x 9mm	0,480	AK33356063
3"	76.2	125	72.9	1.65	25.5	8	104	8 x 11mm	0,730	AK33356076
4"	101.6	157	97.38	2.11	27.5	8	135	8 x 11mm	1,280	AK33356101

AK3-340 | **Liner flange BF** | INCH

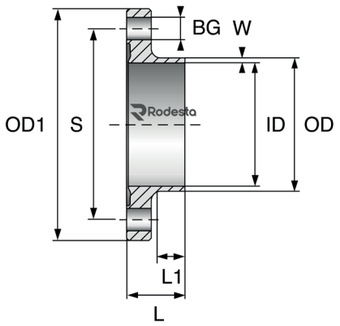

INCH	OD	OD1	ID	W	L	L1	S	BG	Kg	316L
1/2"	12.7	54	9.4	1.65	24	10	37	4 x 9mm	0,150	AK33406012
3/4"	19.05	59	15.75	1.65	24	10	42	4 x 9mm	0,180	AK33406019
1"	25.4	66	22.2	1.65	24	10	49	4 x 9mm	0,220	AK33406025
1-1/2"	38.1	79	34.8	1.65	24	10	62	4 x 9mm	0,300	AK33406038
2"	50.8	92	47.5	1.65	24	10	75	4 x 9mm	0,370	AK33406050
2-1/2"	63.5	107	60.2	1.65	24	10	89	8 x 9mm	0,460	AK33406063
3"	76.2	125	72.9	1.65	24	8	104	8 x 11mm	0,700	AK33406076
4"	101.6	157	97.38	2.11	26	8	135	8 x 11mm	1,250	AK33406101

AK3-355 | **Clamp connection K** | INCH - EPDM

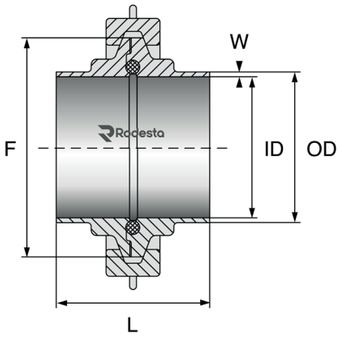

INCH	OD	ID	W	L	F	Kg	316L
1/2"	12.7	9.4	1.65	44	34	0,180	AK33556012E
3/4"	19.05	15.75	1.65	44	34	0,180	AK33556019E
1"	25.4	22.1	1.65	44	50.5	0,480	AK33556025E
1-1/2"	38.1	34.8	1.65	48	64	0,470	AK33556038E
2"	50.8	47.5	1.65	49	77.5	0,460	AK33556050E
2-1/2"	63.5	60.2	1.65	55	91	0,570	AK33556063E
3"	76.2	72.9	1.65	57	106	0,740	AK33556076E
4"	101.6	97.38	2.11	59	130	0,990	AK33556101E

INCH - FKM | **Clamp connection K** | AK3-355

INCH	OD	ID	W	L	F	Kg	316L
1/2"	12.7	9.4	1.65	44	34	0,180	AK33556012F
3/4"	19.05	15.75	1.65	44	34	0,180	AK33556019F
1"	25.4	22.1	1.65	44	50.5	0,480	AK33556025F
1-1/2"	38.1	34.8	1.65	48	64	0,470	AK33556038F
2"	50.8	47.5	1.65	49	77.5	0,460	AK33556050F
2-1/2"	63.5	60.2	1.65	55	91	0,570	AK33556063F
3"	76.2	72.9	1.65	57	106	0,740	AK33556076F
4"	101.6	97.38	2.11	59	130	0,990	AK33556101F

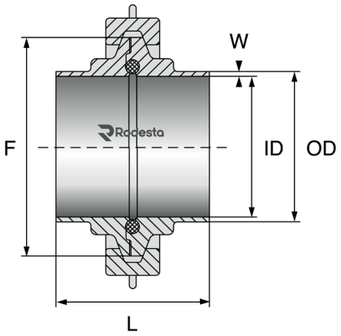

INCH - HNBR | **Clamp connection K** | AK3-355

INCH	OD	ID	W	L	F	Kg	316L
1/2"	12.7	9.4	1.65	44	34	0,180	AK33556012H
3/4"	19.05	15.75	1.65	44	34	0,180	AK33556019H
1"	25.4	22.1	1.65	44	50.5	0,480	AK33556025H
1-1/2"	38.1	34.8	1.65	48	64	0,470	AK33556038H
2"	50.8	47.5	1.65	49	77.5	0,460	AK33556050H
2-1/2"	63.5	60.2	1.65	55	91	0,570	AK33556063H
3"	76.2	72.9	1.65	57	106	0,740	AK33556076H
4"	101.6	97.38	2.11	59	130	0,990	AK33556101H

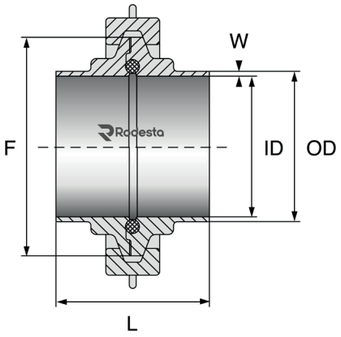

INCH - PTFE | **Clamp connection K** | AK3-355

INCH	OD	ID	W	L	F	Kg	316L
1/2"	12.7	9.4	1.65	44	34	0,180	AK33556012P
3/4"	19.05	15.75	1.65	44	34	0,180	AK33556019P
1"	25.4	22.1	1.65	44	50.5	0,480	AK33556025P
1-1/2"	38.1	34.8	1.65	48	64	0,470	AK33556038P
2"	50.8	47.5	1.65	49	77.5	0,460	AK33556050P
2-1/2"	63.5	60.2	1.65	55	91	0,570	AK33556063P
3"	76.2	72.9	1.65	57	106	0,740	AK33556076P
4"	101.6	97.38	2.11	59	130	0,990	AK33556101P

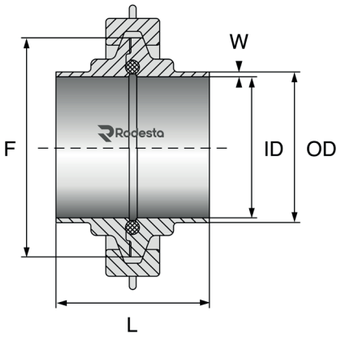

AK3-360 | **Nut clamp NKS** | INCH

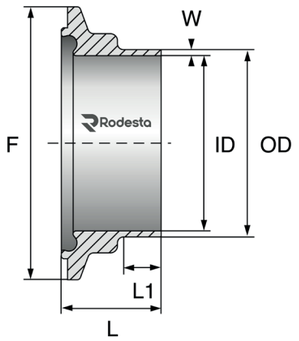

INCH	OD	ID	W	L	L1	F	Kg	316L
1/2"	12.7	9.4	1.65	23.5	10	34	0,040	AK33606012
3/4"	19.05	15.75	1.65	23.5	10	34	0,030	AK33606019
1"	25.4	22.1	1.65	23.5	10	50.5	0,080	AK33606025
1-1/2"	38.1	34.8	1.65	25.5	10	64	0,110	AK33606038
2"	50.8	47.5	1.65	26	10	77.5	0,140	AK33606050
2-1/2"	63.5	60.2	1.65	29	10	91	0,190	AK33606063
3"	76.2	72.9	1.65	30	10	106	0,270	AK33606076
4"	101.6	97.38	2.11	31	10	130	0,340	AK33606101

AK3-365 | **Liner clamp BKS** | INCH

INCH	OD	OD1	ID	W	L	L1	Kg	316L
1/2"	12.7	9.4	1.65	22	10	34	0,030	AK33656012
3/4"	19.05	15.75	1.65	22	10	34	0,020	AK33656019
1"	25.4	22.1	1.65	22	10	50.5	0,060	AK33656025
1-1/2"	38.1	34.8	1.65	24	10	64	0,090	AK33656038
2"	50.8	47.5	1.65	24.5	10	77.5	0,130	AK33656050
2-1/2"	63.5	60.2	1.65	27.5	10	91	0,180	AK33656063
3"	76.2	72.9	1.65	28.5	10	106	0,240	AK33656076
4"	101.6	97.38	2.11	29.5	10	130	0,350	AK33656101

AK4-370 | **Blind nut clamp BNKS** | INCH

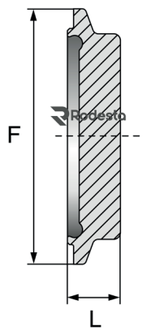

INCH	L	F	Kg	316L
1/2"	13	34	0,040	AK43706012
3/4"	13	34	0,040	AK43706019
1"	13	50.5	0,100	AK43706025
1-1/2"	13	64	0,100	AK43706038
2"	15	77.5	0,100	AK43706050
2-1/2"	15	91	0,150	AK43706063
3"	15	106	0,220	AK43706076
4"	15	130	0,290	AK43706101

INCH | **Blind Liner clamp BBKS** | AK4-375

INCH	L	F	Kg	316L
1/2"	11.5	34	0,040	AK43756012
3/4"	11.5	34	0,040	AK43756019
1"	11.5	50.5	0,100	AK43756025
1-1/2"	11.5	64	0,100	AK43756038
2"	13.5	77.5	0,100	AK43756050
2-1/2"	13.5	91	0,150	AK43756063
3"	13.5	106	0,220	AK43756076
4"	13.5	130	0,290	AK43756101

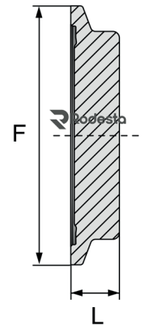

DIN - EPDM | **O-ring** | AK4-380

DIN	OD1	ID1	D	Kg	EPDM
DN 10 (DN 8 ISO) (1/2")	19	12	3.5	0,001	AK438002012
DN 15 (3/4")	25	18	3.5	0,001	AK438002018
DN 20	29	22	3.5	0,001	AK438002022
DN 25	35	28	3.5	0,001	AK438002028
DN 32	44	34	5	0,002	AK438002034
DN 40	50	40	5	0,003	AK438002040
DN 50	62	52	5	0,003	AK438002052
DN 65	78	68	5	0,005	AK438002068
DN 80	93	83	5	0,006	AK438002083
DN 100	112	102	5	0,007	AK438002102
DN 125	137	127	5	0,008	AK438002127
DN 150	162	152	5	0,008	AK438002152

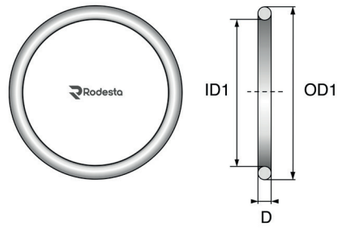

DIN - FKM | **O-ring** | AK4-380

DIN	OD1	ID1	D	Kg	FKM
DN 10 (DN 8 ISO) (1/2")	19	12	3.5	0,001	AK438004012
DN 15 (3/4")	25	18	3.5	0,001	AK438004018
DN 20	29	22	3.5	0,001	AK438004022
DN 25	35	28	3.5	0,001	AK438004028
DN 32	44	34	5	0,002	AK438004034
DN 40	50	40	5	0,003	AK438004040
DN 50	62	52	5	0,003	AK438004052
DN 65	78	68	5	0,005	AK438004068
DN 80	93	83	5	0,006	AK438004083
DN 100	112	102	5	0,007	AK438004102
DN 125	137	127	5	0,008	AK438004127
DN 150	162	152	5	0,008	AK438004152

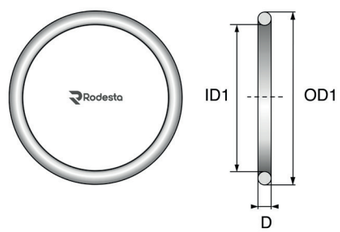

AK4-380 | **O-ring** | DIN - HNBR

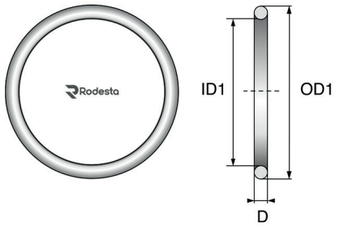

DIN	OD1	ID1	D	Kg	HNBR
DN 10 (DN 8 ISO) (1/2")	19	12	3.5	0,001	AK438006012
DN 15 (3/4")	25	18	3.5	0,001	AK438006018
DN 20	29	22	3.5	0,001	AK438006022
DN 25	35	28	3.5	0,001	AK438006028
DN 32	44	34	5	0,002	AK438006034
DN 40	50	40	5	0,003	AK438006040
DN 50	62	52	5	0,003	AK438006052
DN 65	78	68	5	0,005	AK438006068
DN 80	93	83	5	0,006	AK438006083
DN 100	112	102	5	0,007	AK438006102
DN 125	137	127	5	0,008	AK438006127
DN 150	162	152	5	0,008	AK438006152

AK4-380 | **O-ring** | DIN - PTFE

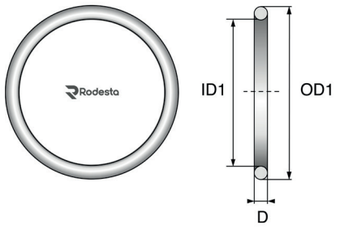

DIN	OD1	ID1	D	Kg	PTFE
DN 10 (DN 8 ISO) (1/2")	19	12	3.5	0,001	AK438005012
DN 15 (3/4")	25	18	3.5	0,001	AK438005018
DN 20	29	22	3.5	0,001	AK438005022
DN 25	35	28	3.5	0,001	AK438005028
DN 32	44	34	5	0,002	AK438005034
DN 40	50	40	5	0,003	AK438005040
DN 50	62	52	5	0,003	AK438005052
DN 65	78	68	5	0,005	AK438005068
DN 80	93	83	5	0,006	AK438005083
DN 100	112	102	5	0,007	AK438005102
DN 125	137	127	5	0,008	AK438005127
DN 150	162	152	5	0,008	AK438005152

AK4-385 | **O-ring** | ISO - EPDM

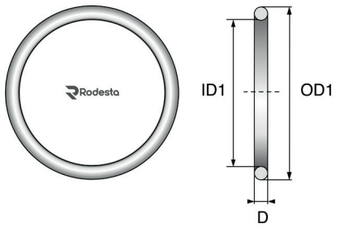

DIN	OD1	ID1	D	Kg	EPDM
DN 10 (DN 8 ISO) (1/2")	19	12	3.5	0,001	AK438002012
DN 10 ISO	22	16	3.5	0,001	AK438502016
DN 15 ISO	27	20	3.5	0,001	AK438502020
DN 20 ISO	33	26	3.5	0,001	AK438502026
DN 25 ISO	42	32	5	0,002	AK438502032
DN 32 ISO	50	40.5	5	0,003	AK438502040
DN 40 ISO	56	46.5	5	0,003	AK438502046
DN 50 ISO	68	58.5	5	0,004	AK438502058
DN 65 ISO	83	73.5	5	0,005	AK438502073
DN 80 ISO	96	86.5	5	0,006	AK438502086
DN 100 ISO	121	111	5	0,008	AK438502111

ISO - FKM | **O-ring** | AK4-385

DIN	OD1	ID1	D	Kg	FKM
DN 10 (DN 8 ISO) (1/2")	19	12	3.5	0,001	AK438004012
DN 10 ISO	22	16	3.5	0,001	AK438504016
DN 15 ISO	27	20	3.5	0,001	AK438504020
DN 20 ISO	33	26	3.5	0,001	AK438504026
DN 25 ISO	42	32	5	0,002	AK438504032
DN 32 ISO	50	40.5	5	0,003	AK438504040
DN 40 ISO	56	46.5	5	0,003	AK438504046
DN 50 ISO	68	58.5	5	0,004	AK438504058
DN 65 ISO	83	73.5	5	0,005	AK438504073
DN 80 ISO	96	86.5	5	0,006	AK438504086
DN 100 ISO	121	111	5	0,008	AK438504111

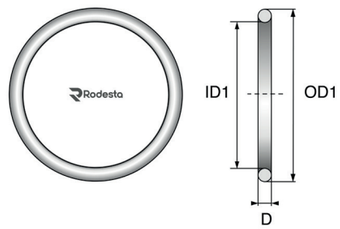

ISO - HNBR | **O-ring** | AK4-385

DIN	OD1	ID1	D	Kg	HNBR
DN 10 (DN 8 ISO) (1/2")	19	12	3.5	0,001	AK438006012
DN 10 ISO	22	16	3.5	0,001	AK438506016
DN 15 ISO	27	20	3.5	0,001	AK438506020
DN 20 ISO	33	26	3.5	0,001	AK438506026
DN 25 ISO	42	32	5	0,002	AK438506032
DN 32 ISO	50	40.5	5	0,003	AK438506040
DN 40 ISO	56	46.5	5	0,003	AK438506046
DN 50 ISO	68	58.5	5	0,004	AK438506058
DN 65 ISO	83	73.5	5	0,005	AK438506073
DN 80 ISO	96	86.5	5	0,006	AK438506086
DN 100 ISO	121	111	5	0,008	AK438506111

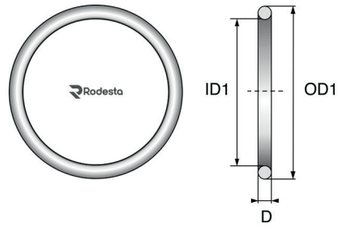

ISO - PTFE | **O-ring** | AK4-385

DIN	OD1	ID1	D	Kg	PTFE
DN 10 (DN 8 ISO) (1/2")	19	12	3.5	0,001	AK438005012
DN 10 ISO	22	16	3.5	0,001	AK438505016
DN 15 ISO	27	20	3.5	0,001	AK438505020
DN 20 ISO	33	26	3.5	0,001	AK438505026
DN 25 ISO	42	32	5	0,002	AK438505032
DN 32 ISO	50	40.5	5	0,003	AK438505040
DN 40 ISO	56	46.5	5	0,003	AK438505046
DN 50 ISO	68	58.5	5	0,004	AK438505058
DN 65 ISO	83	73.5	5	0,005	AK438505073
DN 80 ISO	96	86.5	5	0,006	AK438505086
DN 100 ISO	121	111	5	0,008	AK438505111

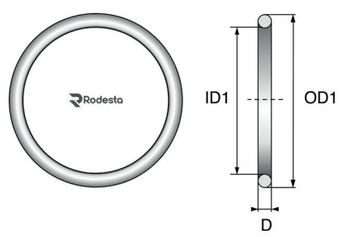

AK4-390 | **O-ring** | INCH - EPDM

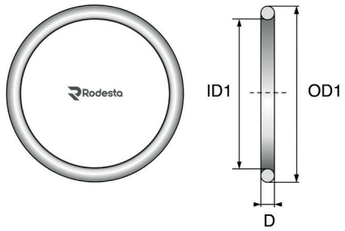

INCH	OD1	ID1	D	Kg	EPDM
DN 10 (DN 8 ISO) (1/2")	19	12	3.5	0,001	AK438002012
DN 15 (3/4")	25	18	3.5	0,001	AK439002018
1"	31	24	3.5	0,001	AK439002024
1-1/2"	47	37	5	0,002	AK439002037
2"	60	50	5	0,003	AK439002050
2-1/2"	72	62	5	0,004	AK439002062
3"	85	75	5	0,006	AK439002075
4"	110	100	5	0,008	AK439002100

AK4-390 | **O-ring** | INCH - FKM

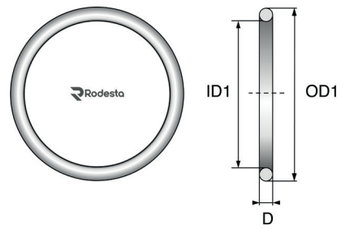

INCH	OD1	ID1	D	Kg	FKM
DN 10 (DN 8 ISO) (1/2")	19	12	3.5	0,001	AK438004012
DN 15 (3/4")	25	18	3.5	0,001	AK439004018
1"	31	24	3.5	0,001	AK439004024
1-1/2"	47	37	5	0,002	AK439004037
2"	60	50	5	0,003	AK439004050
2-1/2"	72	62	5	0,004	AK439004062
3"	85	75	5	0,006	AK439004075
4"	110	100	5	0,008	AK439004100

AK4-390 | **O-ring** | INCH - HNBR

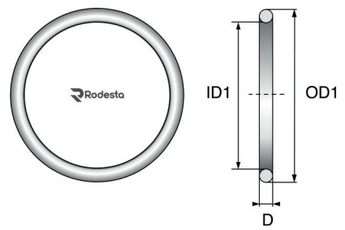

INCH	OD1	ID1	D	Kg	HNBR
DN 10 (DN 8 ISO) (1/2")	19	12	3.5	0,001	AK438006012
DN 15 (3/4")	25	18	3.5	0,001	AK439006018
1"	31	24	3.5	0,001	AK439006024
1-1/2"	47	37	5	0,002	AK439006037
2"	60	50	5	0,003	AK439006050
2-1/2"	72	62	5	0,004	AK439006062
3"	85	75	5	0,006	AK439006075
4"	110	100	5	0,008	AK439006100

INCH - PTFE | **O-ring** | AK4-390

INCH	OD1	ID1	D	Kg	PTFE
DN 10 (DN 8 ISO) (1/2")	19	12	3.5	0,001	AK438005012
DN 15 (3/4")	25	18	3.5	0,001	AK439005018
1"	31	24	3.5	0,001	AK439005024
1-1/2"	47	37	5	0,002	AK439005037
2"	60	50	5	0,003	AK439005050
2-1/2"	72	62	5	0,004	AK439005062
3"	85	75	5	0,006	AK439005075
4"	110	100	5	0,008	AK439005100

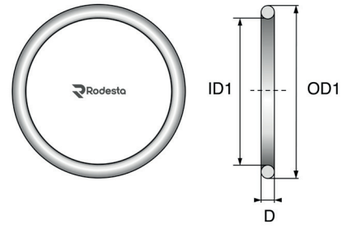

Rodesta B.V.

Disclaimer and liability exclusion

Liability exclusion

Rodesta B.V. compiles its website, brochures, and catalogs with the utmost care and strives to keep the information as up-to-date, complete, and accurate as possible. However, no rights can be derived from this information. Rodesta B.V. cannot be held liable for any inaccuracies, omissions, or outdated information in its publications and communications.

Rodesta B.V. is not liable for any damage, whether direct or indirect, resulting from the use of its products in applications for which they were not designed. Furthermore, Rodesta B.V. does not accept liability for consequential damages, business interruptions, or any other indirect damages arising from the use of its products.

Rodesta B.V. reserves the right to make changes and corrections to its publications and online information without prior notice. If you notice an error or have any questions, please contact us at:
customerservice@rodesta.com

Intellectual property rights

All intellectual property rights related to texts, designs, and illustrations on the website, brochures, and catalogs of Rodesta B.V. are owned by Rodesta B.V., unless stated otherwise. The use of this information is only permitted with prior written consent from Rodesta B.V. It is strictly prohibited to copy, distribute, or use any copyrighted content of Rodesta B.V. for commercial purposes without written approval.

Third-party information

Rodesta B.V. accepts no responsibility for the accuracy, completeness, or legality of information provided by third parties via our website, brochures, or catalogs. External links, images, or texts from third parties are the responsibility of the respective provider and do not imply approval or endorsement by Rodesta B.V.

Follow Rodesta on social media

Stay up to date with our latest updates and products.



Beckeringhstraat 47 | 3762 EV Soest | Nederland
+31 (0)35 60 30 444 | sales@rodesta.com | rodesta.com