Food

Rodesta

Stainless steel & Hoses

DIN 11864

Aseptic union, flange
and clamp fittings
for aseptic use.



Your partner in Pharma, Food & Industrial products.

rodesta.com

DIN 11864



Stainless steel components for aseptic applications in the chemical and the pharmaceutical industries.

Version 1.2

DIN 11864
Table of Contents


AK4-105 | 205 | 305
Union V


AK4-110 | 210 | 310
Male GS


AK4-115 | 215 | 315
Liner BS


AK4-120 | 220 | 320
Blind male BGS


AK4-125 | 225 | 325
Blind liner BBS


AK4-130 | 230 | 330
Flange connection F


AK4-135 | 235 | 335
Nut flange NF


AK4-140 | 240 | 340
Liner flange BF


AK4-145 | 245 | 345
Blind nut flange BNF


AK4-150 | 250 | 350
Blind liner flange BBF


AK4-155 | 255 | 355
Clamp connection K


AK4-160 | 260 | 360
Nut clamp NKS


AK4-165 | 265 | 365
Liner clamp BKS


AK4-170 | 270 | 370
Blind nut clamp BNKS


AK4-175 | 275 | 375
Blind liner clamp BBKS


AK4-380 | 385 | 390
O-ring R


AK4-395
Bolt set


ZK-405
Nut


TC-165
Clamp

About DIN 11864 **4**

DIN 11864 Technical information **12**

Gasket Operating temperature ranges **14**

AK4-105 Union V | DIN – EPDM **16**
AK4-105 Union V | DIN – FKM
AK4-105 Union V | DIN – HNBR

AK4-105 Union V | DIN – PTFE **17**
AK4-110 Male GS | DIN
AK4-115 Liner BS | DIN

AK4-120 Blind male BGS | DIN **18**
AK4-125 Blind liner BBS | DIN
AK4-130 Flange connection F | DIN – EPDM

AK4-130 Flange connection F | DIN – FKM **19**
AK4-130 Flange connection F | DIN – HNBR
AK4-130 Flange connection F | DIN – PTFE

AK4-135 Nut flange NF | DIN **20**
AK4-140 Liner flange BF | DIN

AK4-145 Blind nut flange BNF | DIN

AK4-150 Blind liner flange BBF | DIN **21**
AK4-155 Clamp connection K | DIN – EPDM
AK4-155 Clamp connection K | DIN – FKM

AK4-155 Clamp connection K | DIN – HNBR **22**
AK4-155 Clamp connection K | DIN – PTFE
AK4-160 Nut clamp NKS | DIN

AK4-165 Liner clamp BKS | DIN **23**
AK4-170 Blind nut clamp BNKS | DIN
AK4-175 Blind liner clamp BBKS | DIN

AK4-205 Union V | ISO – EPDM **24**
AK4-205 Union V | ISO – FKM
AK4-205 Union V | ISO – HNBR

AK4-205 Union V | ISO – PTFE **25**
AK4-210 Male GS | ISO
AK4-215 Liner BS | ISO

AK4-220 Blind male BGS | ISO **26**
AK4-225 Blind liner BBS | ISO

AK4-230 Flange connection F | ISO – EPDM

AK4-230 Flange connection F | ISO – FKM **27**
AK4-230 Flange connection F | ISO – HNBR
AK4-230 Flange connection F | ISO – PTFE

AK4-235 Nut flange NF | ISO **28**
AK4-240 Liner flange BF | ISO
AK4-245 Blind nut flange BNF | ISO

AK4-250 Blind liner flange BBF | ISO **29**
AK4-255 Clamp connection K | ISO – EPDM
AK4-255 Clamp connection K | ISO – FKM

AK4-255 Clamp connection K | ISO – HNBR **30**
AK4-255 Clamp connection K | ISO – PTFE
AK4-260 Nut clamp NKS | ISO

AK4-265 Liner clamp BKS | ISO **31**
AK4-270 Blind nut clamp BNKS | ISO
AK4-275 Blind liner clamp BBKS | ISO

AK4-305 Union V | INCH – EPDM **32**
AK4-305 Union V | INCH – FKM
AK4-305 Union V | INCH – HNBR

AK4-305 Union V | INCH – PTFE **33**
AK4-310 Male GS | INCH
AK4-315 Liner BS | INCH

AK4-320 Blind male BGS | INCH **34**
AK4-325 Blind liner BBS | INCH
AK4-330 Flange connection F | INCH – EPDM

AK4-330 Flange connection F | INCH – FKM **35**
AK4-330 Flange connection F | INCH – HNBR
AK4-330 Flange connection F | INCH – PTFE

AK4-335 Nut flange NF | INCH **36**
AK4-340 Liner flange BF | INCH
AK4-345 Blind nut flange BNF | INCH

AK4-350 Blind liner flange BBF | INCH **37**
AK4-355 Clamp connection K | INCH – EPDM
AK4-355 Clamp connection K | INCH – FKM

AK4-355 Clamp connection K | INCH – HNBR **38**
AK4-355 Clamp connection K | INCH – PTFE
AK4-360 Nut clamp NKS | INCH

AK4-365 Liner clamp BKS | INCH **39**
AK4-370 Blind nut clamp BNKS | INCH
AK4-375 Blind liner clamp BBKS | INCH

AK4-380 O-ring | DIN – EPDM **40**
AK4-380 O-ring | DIN – FKM
AK4-380 O-ring | DIN – HNBR

AK4-380 O-ring | DIN – PTFE **41**
AK4-385 O-ring | ISO – EPDM
AK4-385 O-ring | ISO – FKM

AK4-385 O-ring | ISO – HNBR **42**
AK4-385 O-ring | ISO – PTFE
AK4-390 O-ring | INCH – EPDM

AK4-390 O-ring | INCH – FKM **43**
AK4-390 O-ring | INCH – HNBR
AK4-390 O-ring | INCH – PTFE

AK4-395 Bolt set **44**
ZK-405 Nut F | DIN – INCH – ISO
TC-165 Clamp

Disclaimer and liability exclusion **46**

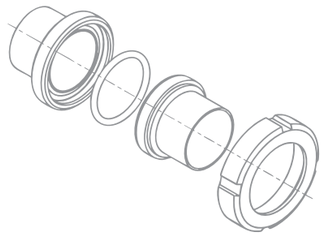

DIN 11864-1

Aseptic stainless steel unions (V) for pharmaceutical, biotech and high hygiene applications

Rodesta offers a wide range of DIN 11864-1 screw unions for aseptic applications in the pharmaceutical, food, and chemical industries. Thanks to a high level of availability and short delivery times, Rodesta can flexibly meet customer-specific requirements. The couplings are manufactured from forged components with a surface roughness of Ra ≤ 0.8 µm, ensuring optimal cleanability and hygienic performance.

What is DIN 11864-1?

DIN 11864-1 defines aseptic stainless-steel unions consisting of a male part (GS), a liner (BS), a nut (F) and an O-ring (R). These unions are designed for aseptic process lines where maximum hygiene, sterilisation capability and dead space free sealing are required. The standard is compatible with tubing dimensions according to DIN 11866 Series A (DIN), Series B (ISO) and Series C (INCH). Rodesta supplies all DIN 11864-1 components exclusively in stainless steel 1.4404 (316L), with surface finishes according to EHEDG guidelines (internal Ra ≤ 0.8 µm).



Advantages of a DIN 11864-1 union (V)

- Dead space free aseptic design
- Secure seal with central O-ring
- CIP/SIP compatible
- DIN, ISO & INCH versions
- FDA & EC compliant
- Optional HE4 finish
- Up to 40 bar pressure

1 Union (V)

The union (V) is the complete aseptic connection consisting of GS, BS, F and the O-ring. When tightened, the O-ring is evenly compressed between two smooth sealing faces, creating a sterile, pressure-resistant and dead space free seal. Manufactured from 316L with H3 surface finish (internal Ra ≤ 0.8 µm, external Ra ≤ 1.0 µm) and fully compatible with DIN 11866 Series A (DIN), B (ISO) and C (INCH). Suitable for frequent CIP/SIP cycles and engineered for reliable long-term performance.



2 Male (GS)

The male part of the DIN 11864-1 aseptic screw connection consists of the welding end, the round-threaded section and the O-ring groove. The round thread is manufactured according to DIN 405/1 for a stable and repeatable fit with the nut. The O-ring groove places the seal outside the product area, preventing dead space and ensuring a fully aseptic design. Produced in 316L with H3 surface finish for consistent hygienic performance.



3 Liner (BS)

The liner (BS) of the DIN 11864-1 aseptic screw connection consists of two main sections: the welding end and the cylindrical sealing section that fits precisely into the male part. During assembly, the liner is clamped aseptically by the nut, ensuring a secure and dead space free connection. The smooth H3 surface finish minimizes product adhesion and bacterial growth, making the liner suitable for hygiene-critical applications.



4 Nut (F)

The DIN 11864-1 nut (F) is the clamping element of the aseptic screw connection and provides the force needed to compress the O-ring between the male part and the liner. Its precisely machined round thread according to DIN 405/1 ensures smooth engagement, stable tightening torque and a secure, vibration-resistant joint. The nut design enables quick assembly and disassembly without harming the sealing faces, minimizing downtime and supporting hygienic performance.



5 O-ring (R)

The O-ring (R) provides the aseptic seal between the metal components of the DIN 11864 connection. Positioned in a precisely machined groove, it deforms evenly during tightening, creating a sterile, pressure tight and dead space free seal. Depending on the medium and cleaning conditions, materials such as HNBR, EPDM, FKM or PTFE are used, each offering resistance to temperature, chemicals and CIP/SIP procedures. Selecting the correct O-ring ensures reliable hygienic performance.

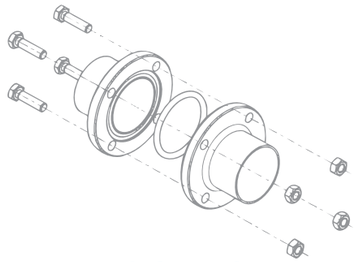

DIN 11864-2

Aseptic stainless steel flange connections for pharmaceutical, food and chemical industries

DIN 11864-2 defines aseptic stainless steel flange connections designed for processes that require a high level of sterility, cleanability and operational reliability. These connections are used in aseptic piping systems in the food, dairy, pharmaceutical, biotechnology and chemical industries. The design features dead space free sealing faces with the O-ring positioned outside the product area, ensuring a sterile, leak-tight seal in operation.

What is DIN 11864-2?

DIN 11864-2 defines the construction and dimensions of aseptic flange connections used in high purity systems. The standard specifies the combination of a liner flange (BF), a nut flange (NF), an O-ring and a bolt set, which together form a flat metal-to-metal interface with controlled O-ring compression. This ensures a uniform, pressure tight and dead space free seal. All components are manufactured from 316L with an H3 surface finish and are fully compatible with tubing according to DIN 11866 Series A, B and C. The design supports frequent CIP/SIP cycles and provides reliable aseptic performance under thermal and mechanical stress.



Advantages of a DIN 11864-2 coupling

- Aseptic sealing without dead space
- Smooth H3 surface finish
- CIP/SIP compatible
- Fast, tool free assembly
- 316L stainless steel construction
- DIN, ISO & INCH tube versions
- Reliable long-term performance

1 Flange connection (F)

A complete DIN 11864-2 flange connection consists of four aseptic components: the liner flange (BF), the nut flange (NF), the O-ring and the bolt set. Together, these parts create a stable, pressure tight and dead space free connection for hygienic and high purity processes. The flat metal-to-metal design with controlled O-ring compression prevents product build-up and ensures reliable aseptic performance during demanding CIP/SIP cleaning and sterilisation procedures.



2 Nut Flange (NF)

The DIN 11864-2 Form-A Nut Flange (NF) provides a secure and aseptic flange connection between the components. It ensures a pressure tight and hygienic system closure, manufactured from 316L with an H3 surface finish for reliable cleanability. The design places the O-ring outside the product area to prevent contamination and support aseptic operation. Assembly and disassembly are quick and straightforward.



3 Liner flange (BF)

The DIN 11864-2 Form-A Liner Flange (BF) is welded to the pipe and forms the fixed sealing face of the aseptic flange connection. When assembled with the nut flange and O-ring, the flat metal surfaces create a pressure tight and hygienic seal. Manufactured from 316L with an H3 surface finish, the BF keeps the O-ring outside the product area to avoid contamination and ensure fully aseptic operation.



4 Bolt set

The bolt set used in the DIN 11864-2 aseptic flange connection provides the clamping force needed to compress the O-ring evenly between the liner and nut flange. Each set consists of bolts, nuts and washers in accordance with the required dimensions, ensuring stable tightening and a secure, pressure tight seal. Made from corrosion-resistant stainless steel, the bolt set supports CIP/SIP procedures and delivers reliable hygienic performance.



5 O-ring (R)

The O-ring (R) provides the aseptic seal in the DIN 11864-2 flange connection. Positioned in a precisely machined groove, it compresses evenly during tightening to create a sterile, pressure tight and cleanable seal. Depending on the medium and process conditions, materials such as HNBR, EPDM, FKM or PTFE are used, each offering specific resistance to temperature, chemicals and CIP/SIP procedures while ensuring reliable hygienic performance.

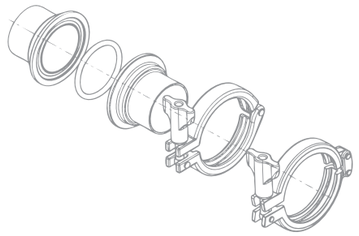

DIN 11864-3

Aseptic stainless steel clamp couplings for pharmaceutical, food and chemical industries

Rodesta supplies DIN 11864-3 aseptic clamp couplings for hygienic and high purity processing environments. Manufactured from forged 316L stainless steel with smooth, easy to clean surfaces, these couplings support CIP/SIP procedures and ensure reliable operation. Their availability and consistent quality make them suitable for demanding pharmaceutical, food and chemical applications.

What is DIN 11864-3?

DIN 11864-3 is the German standard for aseptic stainless steel clamp couplings used in high purity process lines. The standard defines the geometry and dimensions of the clamp connection, ensuring full compatibility between components from different manufacturers and with tubing according to DIN 11866 Series A, B and C. DIN 11864-3 couplings combine a liner clamp, nut clamp, closure components, an O-ring and a clamp to create a smooth, metal-to-metal interface with controlled O-ring compression. The seal is located outside the product area, creating a dead space free, leak tight and easy to clean connection ideal for systems requiring frequent CIP/SIP and strict aseptic operation.

Advantages of a DIN 11864-3 coupling

- Aseptic, dead space free sealing
- Smooth H3 surface finish
- CIP/SIP compatible
- Tool free assembly
- 316L stainless steel
- Robust and pressure-resistant
- Reliable long-term performance



1 Clamp connection (K)

The DIN 11864-3 Form-A Clamp Connection (K) consists of a liner clamp (BKS), a nut clamp (NKS), an O-ring and a clamp that presses both sealing faces together. During assembly, the O-ring is evenly compressed outside the product area, creating an aseptic, pressure tight and hygienic connection. Made from 316L with an H3 surface finish, the design supports tool free handling and ensures safe, efficient performance in CIP/SIP-intensive process environments.



2 Nut clamp (NKS)

The nut clamp (NKS) forms the movable side of the DIN 11864-3 aseptic clamp connection. When tightened with the clamp, it presses uniformly against the liner clamp, compressing the centrally positioned O-ring to create a sterile, leak-tight seal. Manufactured from 316L with an H3 surface finish, the NKS ensures smooth contact surfaces, excellent cleanability and consistently stable hygienic performance.



3 Liner clamp (BKS)

The liner clamp (BKS) forms the fixed side of the DIN 11864-3 aseptic clamp connection. Welded to the pipe, it provides the stationary sealing face against which the nut clamp is compressed, ensuring uniform O-ring deformation for a sterile, leak-tight seal. Manufactured from 316L with an H3 surface finish, the BKS delivers smooth contact surfaces, excellent cleanability and consistently stable hygienic performance.



Double & single pin

4 Clamps (S1 | SH2)

The clamp is the external clamping element used in the DIN 11864-3 aseptic clamp connection. It applies the mechanical force required to compress the O-ring evenly between the liner clamp and nut clamp, ensuring a secure and pressure-tight seal. Available in single-pin and double-pin designs, the clamp provides reliable force distribution, stable positioning and easy assembly, supporting hygienic operation and consistent performance in demanding aseptic process environments.



5 O-ring (R)

The O-ring (R) provides the aseptic seal between the metal components of the DIN 11864-3 clamp connection. Positioned centrally between the liner clamp and nut clamp, it is evenly compressed when the heavy duty clamp is tightened, creating a sterile, pressure tight and dead space free seal. Depending on the process requirements, materials such as HNBR, EPDM, FKM or PTFE are used to ensure chemical resistance, temperature stability and full CIP/SIP compatibility.

DIN 11864

Blind components for aseptic closure of process lines

Blind components according to DIN 11864 are used to aseptically close process lines, equipment ports or unused connections during production, cleaning or maintenance. They maintain the same hygienic design principles as the active couplings and ensure a sterile, pressure tight and easy to clean closure. Depending on the connection type (screw union, flange or clamp), the blind versions match the geometry of the corresponding male, liner, nut or clamp components to guarantee full compatibility and aseptic sealing.



1 Blind male (BGS)

The blind male (BGS) is designed to close unused or temporarily disconnected male screw couplings in DIN 11864-1 systems. The O-ring sits outside the product area, creating a sterile, dead space free and pressure resistant seal. Produced from 316L with an H3 surface finish, the BGS withstands cleaning chemicals, temperature loads and frequent CIP/SIP procedures, ensuring safe shutdowns and contamination free operation.



2 Blind liner (BBS)

The blind liner (BBS) seals the liner side of a DIN 11864-1 aseptic screw connection when a pipeline section must be shut off. In combination with the union nut and O-ring, it forms a sterile, leak tight and easy to clean closure. Manufactured from 316L with an H3 surface finish, the BBS prevents contamination and supports CIP/SIP processes, making it suitable for hygienic and high purity production.



3 Blind nut flange (BNF)

The blind nut flange (BNF) closes aseptic flange connections according to DIN 11864-2 when equipment or pipe sections are temporarily out of operation. Combined with the liner flange and O-ring, it provides a flat, pressure tight and hygienic seal. Made from 316L with an H3 finish, the BNF tolerates thermal and chemical stress and is fully compatible with CIP/SIP, ensuring safe isolation of process lines.



4 Blind liner flange (BBF)

The blind liner flange (BBF) forms the fixed sealing face for closing a DIN 11864-2 flange connection. When tightened together with the blind nut flange and O-ring, it creates a sterile, dead space free and pressure resistant closure. Produced from 316L with an H3 surface finish, the BBF withstands frequent CIP/SIP cleaning and ensures reliable hygienic performance in food, dairy, biotech and pharmaceutical processes.



5 Blind nut clamp (BNKS)

The blind nut clamp (BNKS) is used to close an aseptic DIN 11864-3 clamp connection when a process line is temporarily or permanently taken out of service. Together with the liner clamp and O-ring, it forms a sterile, pressure tight and easy to clean hygienic seal. Manufactured from 316L with an H3 surface finish, it ensures stable and reliable hygienic performance during frequent CIP/SIP cycles.



6 Blind liner clamp (BBKS)

The blind liner clamp (BBKS) provides the fixed closing side of a DIN 11864-3 clamp connection, sealing the system when a line must be isolated. When assembled with the nut clamp and O-ring, the smooth metal faces compress the seal evenly, creating a hygienic, leak tight and dead space free closure. Made from 316L with an H3 finish, the BBKS supports CIP/SIP and maintains excellent cleanability.

DIN 11864
Technical information

An overview of the available DIN (Deutsches Institut für Normung), ISO and INCH dimensions for aseptic couplings according to DIN 11864, including pressure ratings, material qualities and sealing options. This section also provides information on stainless-steel grades classified by alloy percentage, surface finish requirements and the standard abbreviations used in Rodesta technical drawings to ensure clear and consistent documentation.

DIN 11864 components for tubes with dimensions according to DIN 11866 - Series A, B, C

DIN DIN 11866 - Series A	ISO DIN 11866 – Series B	INCH DIN 11866 - Series C
DN 10 – 13×1.5 mm	DN 10 ISO – 17.2×1.6 mm	(½") 12.7×1.65 mm
DN 15 – 19×1.5 mm	DN 15 ISO – 21.3×1.6 mm	(¾") 19.05×1.65 mm
DN 20 – 23×1.5 mm	DN 20 ISO – 26.9×1.6 mm	(1") 25.4×1.65 mm
DN 25 – 29×1.5 mm	DN 25 ISO – 33.7×2.0 mm	(1½") 38.1×1.65 mm
DN 32 – 35×1.5 mm	DN 32 ISO – 42.4×2.0 mm	(2") 50.8×1.65 mm
DN 40 – 41×1.5 mm	DN 40 ISO – 48.3×2.0 mm	(2½") 63.5×1.65 mm
DN 50 – 53×1.5 mm	DN 50 ISO – 60.3×2.0 mm	(3") 76.2×1.65 mm
DN 65 – 70×2.0 mm	DN 65 ISO – 76.1×2.0 mm	(4") 101.6×2.11 mm
DN 80 – 85×2.0 mm	DN 80 ISO – 88.9×2.3 mm	
DN 100 – 104×2.0 mm	DN 100 ISO – 114.3×2.3 mm	
DN 125 – 129×2.0 mm		
DN 150 – 154×2.0 mm		

Pressure ratings according to DIN 11864

DIN 11864-1 Union connections, DIN 11864-2 Flange connections & DIN 11864-3 Clamp connections*

DIN (Series A)	ISO (Series B)	INCH (Series C)	DIN 11864-1 Union	DIN 11864-2 Flange	DIN 11864-3 Clamp
DN 10–40	ISO 8–25	½"–1½"	up to 40 bar	up to 25 bar	up to 40 bar
DN 50–65	ISO 32–50	2"–2½"	up to 25 bar	up to 16 bar	up to 25 bar
DN 80–100	ISO 65–80	3"–4"	up to 25 bar	up to 16 bar	up to 16 bar
DN 125–150	ISO 100	–	–	up to 10 bar	–

* These pressures may only be applied when using suitable sealing materials up to a maximum temperature of 140 °C.

Chemical composition of stainless steel grades according to DIN EN 10088-1 (% by mass)

Material according to DIN EN 10088-1	AISI	Steel designation according to DIN EN 10088-1	C	Si	Mn (max)	Cr	Mo	Ni	Other
1.4404	316L	X2CrNiMo17-12-2	≤ 0.03	≤ 1.0	≤ 2.0	16.5 - 18.5	2.0 - 2.5	10.0 - 13.0	-
1.4432	316L	X2CrNiMo17-12-3	≤ 0.03	≤ 1.0	≤ 2.0	16.5 - 18.5	2.5 - 3.0	10.5 - 13.0	-

Materials

DIN 11864 components are manufactured from high-alloy stainless steels for aseptic processing. Standard material is AISI 316L (1.4404), offering excellent resistance to corrosion, cleaning agents and CIP/SIP procedures. For high purity applications, 1.4435 is available, providing reduced ferrite content and improved corrosion behavior. Surface finishes follow the H3 standard, while optional electropolished HE4 versions achieve Ra ≤ 0.4 µm. Sealing materials comply with FDA and EC 1935/2004.

Sealing materials for DIN 11864 couplings

HNBR:	Hydrogenated nitrile butadiene rubber
EPDM:	Ethylene propylene diene monomer rubber
FKM:	Fluoroelastomer / Fluorocarbon rubber
PTFE:	Polytetrafluoroethylene

The benefits of DIN 11864 aseptic sealing

DIN 11864 couplings use an aseptic design with the O-ring positioned outside the product area, preventing dead space and ensuring reliable hygienic performance. The smooth sealing faces improve cleanability and support CIP/SIP processes, reducing the risk of contamination.

The Rodesta abbreviation standard

In all technical cross-section drawings for DIN 11864, the following abbreviations are used to indicate the unit measurem ents. In the example drawing of a complete coupling, these abbreviations are highlighted with a blue circle for clarification.

General dimensions

W	Wall thickness
L	Installation length
L1,2,3 etc.	Other lengths

Diameter and connections

D	Seal ring thickness
ID	Inside diameter
ID1,2,3 Ø etc.	Additional inside diameter
OD	Outside diameter
OD1,2,3 Ø etc.	Additional outside diameter
F	Flange size
SW	Flat
S	Pitch circle diameter
BG	Bolt hole diameter (PCD)

Thread & couplings

Rd	Round thread according to DIN 405/1

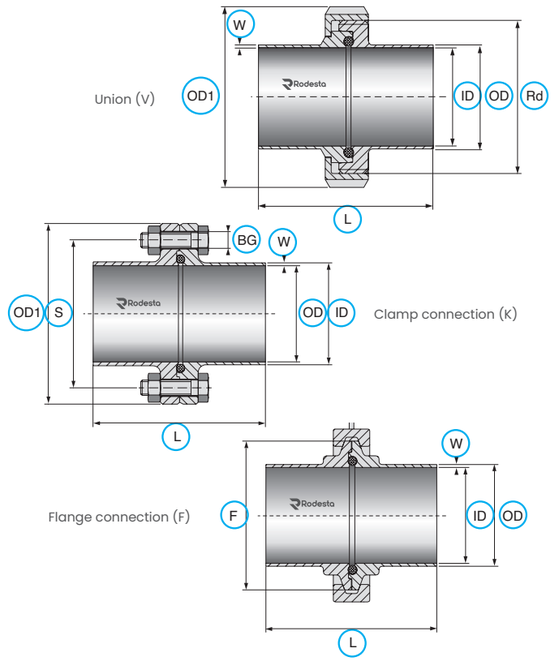

These abbreviations ensure a clear and uniform interpretation of technical drawings. If you have any questions regarding a specific dimension, application, or coupling, please do not hesitate to contact Rodesta. Our team is available to provide expert advice and professional support.

Gaskets (General information)

Operating temperature ranges and material properties



This information applies to all hygienic gasket types across various connection standards, including DIN 11851, DIN 11853, DIN 11864, tri-clamp, SMS, IDF, RJT and camlock systems. The specified temperature ranges for elastomers and plastics such as NBR, HNBR, EPDM, VMQ, FKM, PTFE, PEEK and TFM are general guidelines applicable to all common hygienic gasket systems. Actual performance may vary depending on the specific compound formulation, raw material blend, additives and manufacturing process. Environmental conditions such as pressure, chemical exposure, mechanical stress and prolonged temperature load can further influence the effective operating limits of a gasket.

Material comparison – temperature and properties*

Material	Temp. range	Oil/fuel resistance	Steam/ hot water	Food	Pharma grade	Special notes
NBR (nitrile)	-30 to +120 °C -22 to +248 °F	✓ Good	✗ Poor	✓ Yes	✗ Poor	Common and low-cost
HNBR	-40 to +150 °C -40 to +302 °F	✓ Good	✓ Good	✓ Yes	✗ Poor	Better than NBR, strong
EPDM	-50 to +150 °C -58 to +302 °F	✗ Poor	✓ Very good	✓ Yes	✓ Yes	Best for water and steam
VMQ (silicone)	-60 to +200 °C -76 to +392 °F	✗ Poor	○ Medium	✓ Yes	✓ Yes	Very flexible, no taste/smell
FKM (Viton®)	-20 to +250 °C -4 to +482 °F	✓ Very good	✗ Poor	✓ Yes	✓ Yes	Strong chemical resistance
PTFE (Teflon®)	-70 to +260 °C -94 to +500 °F	✓ Excellent	✓ Excellent	✓ Yes	✓ Yes	Not elastic, strong chemical resistance
PEEK	-50 to +260 °C -58 to +500 °F	✓ Excellent	✓ Excellent	✓ Yes	✓ Yes	Very strong plastic, high quality
TFM (modified PTFE)	-200 to +260 °C -328 to +500 °F	✓ Excellent	✓ Excellent	✓ Yes	✓ Yes	Softer and better sealing than PTFE

All components mentioned in this catalog are manufactured from high-quality materials and undergo strict quality control before being stocked in our warehouse. We exclusively collaborate with carefully selected producers who meet our high standards for quality, reliability, and regulatory compliance. If required, we can provide an inspection certificate 3.1 in accordance with EN 10204:2004 or a material conformity declaration 2.1 according to EN 10204.

*If required, we can provide a declaration of conformity in accordance with FDA regulations and/or EC 1935/2004.

Operating temperature ranges:

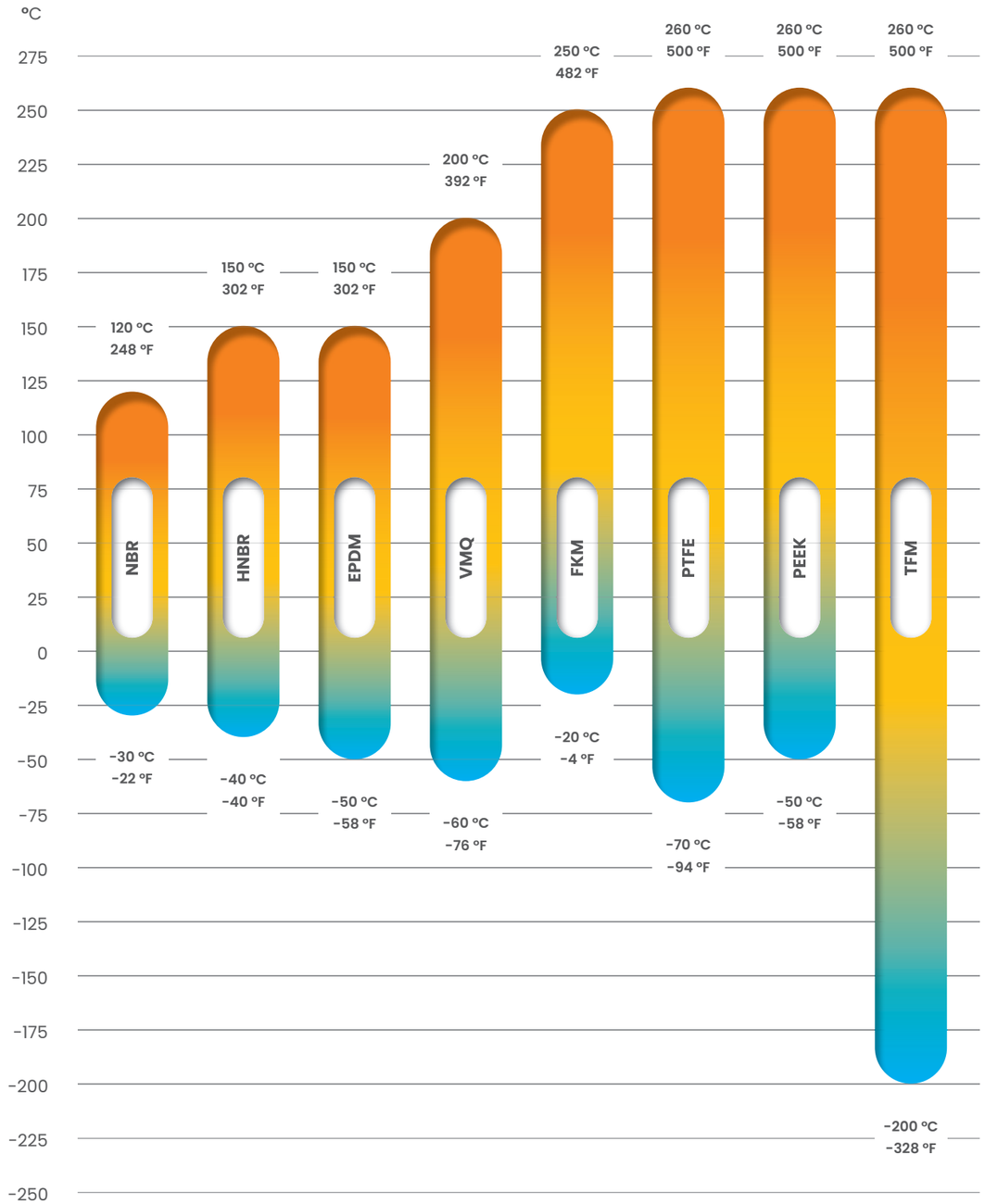

(Temperatures in Celsius & Fahrenheit)

AK4-105 | **Union V** | DIN - EPDM

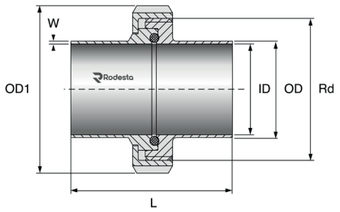

DN	OD	OD1	ID	W	L	Rd	Kg	EPDM
DN 10	13	38	10	1.5	76	Rd 28x1/8"	0,150	AK41056013E
DN 15	19	44	16	1.5	76	Rd 34x1/8"	0,190	AK41056019E
DN 20	23	54	20	1.5	76	Rd 44x1/6"	0,310	AK41056023E
DN 25	29	63	26	1.5	77	Rd 52x1/6"	0,430	AK41056029E
DN 32	35	70	32	1.5	88	Rd 58x1/6"	0,530	AK41056035E
DN 40	41	78	38	1.5	88	Rd 65x1/6"	0,610	AK41056041E
DN 50	53	92	50	1.5	89	Rd 78x1/6"	0,800	AK41056053E
DN 65	70	112	66	2	113	Rd 95x1/6"	1,350	AK41056070E
DN 80	85	127	81	2	117	Rd 110x1/4"	1,890	AK41056085E
DN 100	104	148	100	2	120	Rd 130x1/4"	2,460	AK41056104E

AK4-105 | **Union V** | DIN - FKM

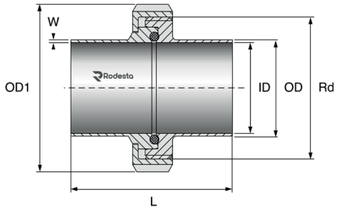

DN	OD	OD1	ID	W	L	Rd	Kg	FKM
DN 10	13	38	10	1.5	76	Rd 28x1/8"	0,150	AK41056013F
DN 15	19	44	16	1.5	76	Rd 34x1/8"	0,190	AK41056019F
DN 20	23	54	20	1.5	76	Rd 44x1/6"	0,310	AK41056023F
DN 25	29	63	26	1.5	77	Rd 52x1/6"	0,430	AK41056029F
DN 32	35	70	32	1.5	88	Rd 58x1/6"	0,530	AK41056035F
DN 40	41	78	38	1.5	88	Rd 65x1/6"	0,610	AK41056041F
DN 50	53	92	50	1.5	89	Rd 78x1/6"	0,800	AK41056053F
DN 65	70	112	66	2	113	Rd 95x1/6"	1,350	AK41056070F
DN 80	85	127	81	2	117	Rd 110x1/4"	1,890	AK41056085F
DN 100	104	148	100	2	120	Rd 130x1/4"	2,460	AK41056104F

AK4-105 | **Union V** | DIN - HNBR

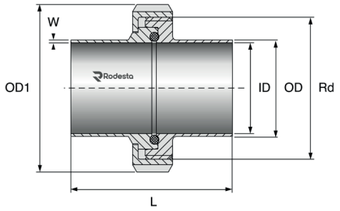

DN	OD	OD1	ID	W	L	Rd	Kg	HNBR
DN 10	13	38	10	1.5	76	Rd 28x1/8"	0,150	AK41056013H
DN 15	19	44	16	1.5	76	Rd 34x1/8"	0,190	AK41056019H
DN 20	23	54	20	1.5	76	Rd 44x1/6"	0,310	AK41056023H
DN 25	29	63	26	1.5	77	Rd 52x1/6"	0,430	AK41056029H
DN 32	35	70	32	1.5	88	Rd 58x1/6"	0,530	AK41056035H
DN 40	41	78	38	1.5	88	Rd 65x1/6"	0,610	AK41056041H
DN 50	53	92	50	1.5	89	Rd 78x1/6"	0,800	AK41056053H
DN 65	70	112	66	2	113	Rd 95x1/6"	1,350	AK41056070H
DN 80	85	127	81	2	117	Rd 110x1/4"	1,890	AK41056085H
DN 100	104	148	100	2	120	Rd 130x1/4"	2,460	AK41056104H

DIN - PTFE | **Union V** | AK4-105

DN	OD	OD1	ID	W	L	Rd	Kg	PTFE
DN 10	13	38	10	1.5	76	Rd 28x1/8"	0,150	AK41056013P
DN 15	19	44	16	1.5	76	Rd 34x1/8"	0,190	AK41056019P
DN 20	23	54	20	1.5	76	Rd 44x1/6"	0,310	AK41056023P
DN 25	29	63	26	1.5	77	Rd 52x1/6"	0,430	AK41056029P
DN 32	35	70	32	1.5	88	Rd 58x1/6"	0,530	AK41056035P
DN 40	41	78	38	1.5	88	Rd 65x1/6"	0,610	AK41056041P
DN 50	53	92	50	1.5	89	Rd 78x1/6"	0,800	AK41056053P
DN 65	70	112	66	2	113	Rd 95x1/6"	1,350	AK41056070P
DN 80	85	127	81	2	117	Rd 110x1/4"	1,890	AK41056085P
DN 100	104	148	100	2	120	Rd 130x1/4"	2,460	AK41056104P

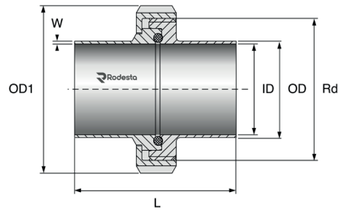

DIN | **Male GS** | AK4-110

DN	OD	ID	W	L	L1	Rd	Kg	316L
DN 10	13	10	1.5	41	27	Rd 28x1/8"	0,050	AK41106013
DN 15	19	16	1.5	41	27	Rd 34x1/8"	0,070	AK41106019
DN 20	23	20	1.5	43	26	Rd 44x1/6"	0,130	AK41106023
DN 25	29	26	1.5	43	26	Rd 52x1/6"	0,160	AK41106029
DN 32	35	32	1.5	48	32	Rd 58x1/6"	0,180	AK41106035
DN 40	41	38	1.5	48	31	Rd 65x1/6"	0,220	AK41106041
DN 50	53	50	1.5	48	30	Rd 78x1/6"	0,280	AK41106053
DN 65	70	66	2	60	40	Rd 95x1/6"	0,450	AK41106070
DN 80	85	81	2	64	40	Rd 110x1/4"	0,690	AK41106085
DN 100	104	100	2	64	40	Rd 130x1/4"	0,800	AK41106104

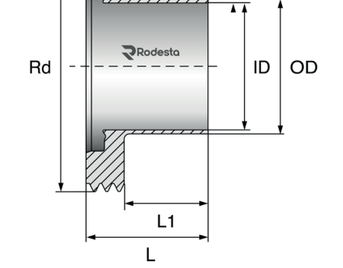

DIN | **Liner BS** | AK4-115

DN	OD	OD1	ID	W	L	L1	Kg	316L
DN 10	13	21.9	10	1.5	39	27	0,030	AK41156013
DN 15	19	27.9	16	1.5	39	27	0,040	AK41156019
DN 20	23	35.9	20	1.5	38	26	0,060	AK41156023
DN 25	29	42.9	26	1.5	40	26	0,090	AK41156029
DN 32	35	48.9	32	1.5	47	32	0,120	AK41156035
DN 40	41	54.9	38	1.5	47	31	0,140	AK41156041
DN 50	53	66.9	50	1.5	48	30	0,190	AK41156053
DN 65	70	84.9	66	2	61	40	0,350	AK41156070
DN 80	85	98.9	81	2	61	40	0,400	AK41156085
DN 100	104	118.9	100	2	66	40	0,580	AK41156104

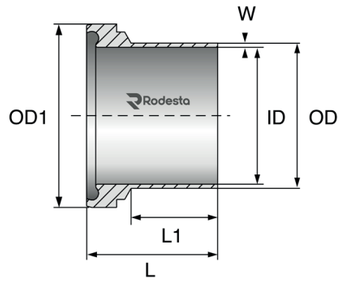

AK4-120 | **Blind male BGS** | DIN

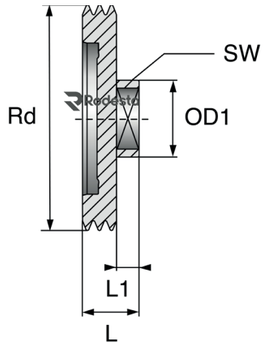

DN	OD1	L	L1	SW	Rd	Kg	316L
DN 10	22	24	12	17	Rd 28x1/8"	0,070	AK41206013
DN 15	22	24	12	17	Rd 34x1/8"	0,100	AK41206019
DN 20	22	24	10	17	Rd 44x1/6"	0,160	AK41206023
DN 25	40	24	10	27	Rd 52x1/6"	0,230	AK41206029
DN 32	40	24	10	27	Rd 58x1/6"	0,250	AK41206035
DN 40	40	24	10	27	Rd 65x1/6"	0,300	AK41206041
DN 50	40	24	10	27	Rd 78x1/6"	0,390	AK41206053
DN 65	48	28	12	32	Rd 95x1/6"	0,600	AK41206070
DN 80	48	28	8	32	Rd 110x1/4"	1,070	AK41206085
DN 100	48	30	10	32	Rd 130x1/4"	1,270	AK41206104

AK4-125 | **Blind liner BBS** | DIN

DN	OD1	OD2	L	L1	Kg	316L
DN 10	21.9	18	9	3	0,020	AK41256013
DN 15	27.9	24	9	3	0,030	AK41256019
DN 20	35.9	30	10	3	0,060	AK41256023
DN 25	42.9	35	12	3	0,100	AK41256029
DN 32	48.9	41	13	3	0,130	AK41256035
DN 40	54.9	48	13	3	0,160	AK41256041
DN 50	66.9	61	14	3	0,270	AK41256053
DN 65	84.9	79	16	4	0,520	AK41256070
DN 80	98.9	93	16	4	0,700	AK41256085
DN 100	118.9	114	20	5	1,370	AK41256104

AK4-130 | **Flange connection F** | DIN - EPDM

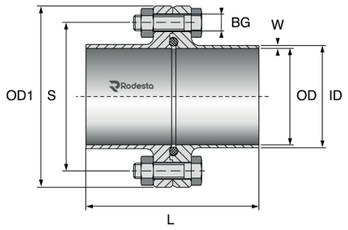

DN	OD	OD1	ID	W	L	S	BG	Kg	HNBR
DN 10	13	54	10	1.5	80	37	4/M8 x 30mm	0,330	AK41306013E
DN 15	19	59	16	1.5	80	42	4/M8 x 30mm	0,390	AK41306019E
DN 20	23	64	20	1.5	80	47	4/M8 x 30mm	0,450	AK41306023E
DN 25	29	70	26	1.5	80	53	4/M8 x 30mm	0,530	AK41306029E
DN 32	35	76	32	1.5	90	59	4/M8 x 30mm	0,620	AK41306035E
DN 40	41	82	38	1.5	90	65	4/M8 x 30mm	0,700	AK41306041E
DN 50	53	94	50	1.5	90	77	4/M8 x 30mm	0,860	AK41306053E
DN 65	70	113	66	2	108	95	8/M8 x 30mm	1,240	AK41306070E
DN 80	85	133	81	2	116	112	8/M10 x 35mm	1,860	AK41306085E
DN 100	104	159	100	2	116	137	8/M10 x 40mm	2,880	AK41306104E
DN 125	129	183	125	2	120	161	8/M10 x 40mm	3,460	AK41306129E
DN 150	154	213	150	2	120	188	8/M12 x 50mm	4,820	AK41306154E

DIN - FKM | **Flange connection F** | AK4-130

DN	OD	OD1	ID	W	L	S	BG	Kg	PTFE
DN 10	13	54	10	1.5	80	37	4/M8 x 30mm	0,330	AK41306013F
DN 15	19	59	16	1.5	80	42	4/M8 x 30mm	0,390	AK41306019F
DN 20	23	64	20	1.5	80	47	4/M8 x 30mm	0,450	AK41306023F
DN 25	29	70	26	1.5	80	53	4/M8 x 30mm	0,530	AK41306029F
DN 32	35	76	32	1.5	90	59	4/M8 x 30mm	0,620	AK41306035F
DN 40	41	82	38	1.5	90	65	4/M8 x 30mm	0,700	AK41306041F
DN 50	53	94	50	1.5	90	77	4/M8 x 30mm	0,860	AK41306053F
DN 65	70	113	66	2	108	95	8/M8 x 30mm	1,240	AK41306070F
DN 80	85	133	81	2	116	112	8/M10 x 35mm	1,860	AK41306085F
DN 100	104	159	100	2	116	137	8/M10 x 40mm	2,880	AK41306104F
DN 125	129	183	125	2	120	161	8/M10 x 40mm	3,460	AK41306129F
DN 150	154	213	150	2	120	188	8/M12 x 50mm	4,820	AK41306154F

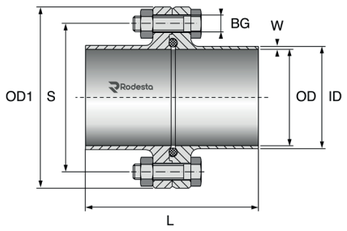

DIN - HNBR | **Flange connection F**| AK4-130

DN	OD	OD1	ID	W	L	S	BG	Kg	HNBR
DN 10	13	54	10	1.5	80	37	4/M8 x 30mm	0,330	AK41306013H
DN 15	19	59	16	1.5	80	42	4/M8 x 30mm	0,390	AK41306019H
DN 20	23	64	20	1.5	80	47	4/M8 x 30mm	0,450	AK41306023H
DN 25	29	70	26	1.5	80	53	4/M8 x 30mm	0,530	AK41306029H
DN 32	35	76	32	1.5	90	59	4/M8 x 30mm	0,620	AK41306035H
DN 40	41	82	38	1.5	90	65	4/M8 x 30mm	0,700	AK41306041H
DN 50	53	94	50	1.5	90	77	4/M8 x 30mm	0,860	AK41306053H
DN 65	70	113	66	2	108	95	8/M8 x 30mm	1,240	AK41306070H
DN 80	85	133	81	2	116	112	8/M10 x 35mm	1,860	AK41306085H
DN 100	104	159	100	2	116	137	8/M10 x 40mm	2,880	AK41306104H
DN 125	129	183	125	2	120	161	8/M10 x 40mm	3,460	AK41306129H
DN 150	154	213	150	2	120	188	8/M12 x 50mm	4,820	AK41306154H

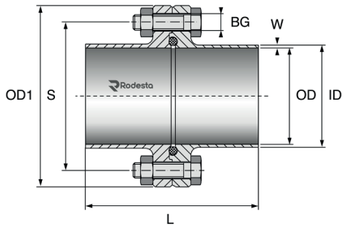

DIN - PTFE | **Flange connection F** | AK4-130

DN	OD	OD1	ID	W	L	S	BG	Kg	PTFE
DN 10	13	54	10	1.5	80	37	4/M8 x 30mm	0,330	AK41306013P
DN 15	19	59	16	1.5	80	42	4/M8 x 30mm	0,390	AK41306019P
DN 20	23	64	20	1.5	80	47	4/M8 x 30mm	0,450	AK41306023P
DN 25	29	70	26	1.5	80	53	4/M8 x 30mm	0,530	AK41306029P
DN 32	35	76	32	1.5	90	59	4/M8 x 30mm	0,620	AK41306035P
DN 40	41	82	38	1.5	90	65	4/M8 x 30mm	0,700	AK41306041P
DN 50	53	94	50	1.5	90	77	4/M8 x 30mm	0,860	AK41306053P
DN 65	70	113	66	2	108	95	8/M8 x 30mm	1,240	AK41306070P
DN 80	85	133	81	2	116	112	8/M10 x 35mm	1,860	AK41306085P
DN 100	104	159	100	2	116	137	8/M10 x 40mm	2,880	AK41306104P
DN 125	129	183	125	2	120	161	8/M10 x 40mm	3,460	AK41306129P
DN 150	154	213	150	2	120	188	8/M12 x 50mm	4,820	AK41306154P

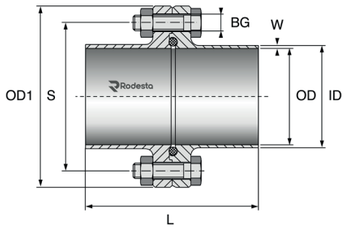

AK4-135 | **Nut flange NF** | DIN

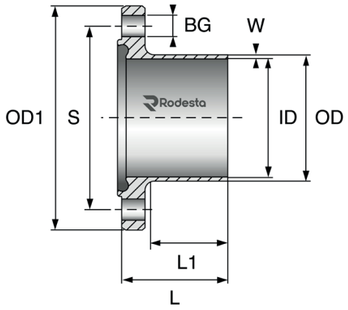

DN	OD	OD1	ID	W	L	L1	S	BG	Kg	316L
DN 10	13	54	10	1.5	41.5	26	37	4 x 9mm	0,160	AK41356013
DN 15	19	59	16	1.5	41.5	26	42	4 x 9mm	0,200	AK41356019
DN 20	23	64	20	1.5	41.5	26	47	4 x 9mm	0,230	AK41356023
DN 25	29	70	26	1.5	41.5	26	53	4 x 9mm	0,270	AK41356029
DN 32	35	76	32	1.5	46.5	31	59	4 x 9mm	0,320	AK41356035
DN 40	41	82	38	1.5	46.5	31	65	4 x 9mm	0,360	AK41356041
DN 50	53	94	50	1.5	46.5	31	77	4 x 9mm	0,440	AK41356053
DN 65	70	113	66	2	55.5	42	95	8 x 9mm	0,630	AK41356070
DN 80	85	133	81	2	59.5	42	112	8 x 11mm	0,940	AK41356085
DN 100	104	159	100	2	59.5	42	137	8 x 11mm	1,460	AK41356104
DN 125	129	183	125	2	61.5	42	161	8 x 11mm	1,750	AK41356129
DN 150	154	213	150	2	61.5	40	188	8 x 14mm	2,440	AK41356154

AK4-140 | **Liner flange BF** | DIN

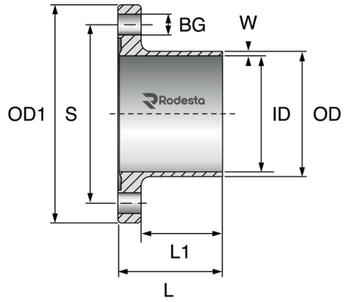

DN	OD	OD1	ID	W	L	L1	S	BG	Kg	316L
DN 10	13	54	10	1.5	40	26	37	4 x 9mm	0,160	AK41406013
DN 15	19	59	16	1.5	40	26	42	4 x 9mm	0,190	AK41406019
DN 20	23	64	20	1.5	40	26	47	4 x 9mm	0,230	AK41406023
DN 25	29	70	26	1.5	40	26	53	4 x 9mm	0,260	AK41406029
DN 32	35	76	32	1.5	45	31	59	4 x 9mm	0,300	AK41406035
DN 40	41	82	38	1.5	45	31	65	4 x 9mm	0,340	AK41406041
DN 50	53	94	50	1.5	45	31	77	4 x 9mm	0,420	AK41406053
DN 65	70	113	66	2	54	42	95	8 x 9mm	0,600	AK41406070
DN 80	85	133	81	2	58	42	112	8 x 11mm	0,910	AK41406085
DN 100	104	159	100	2	58	42	137	8 x 11mm	1,420	AK41406104
DN 125	129	183	125	2	60	42	161	8 x 11mm	1,710	AK41406129
DN 150	154	213	150	2	60	40	188	8 x 14mm	2,380	AK41406154

AK4-145 | **Blind nut flange BNF** | DIN

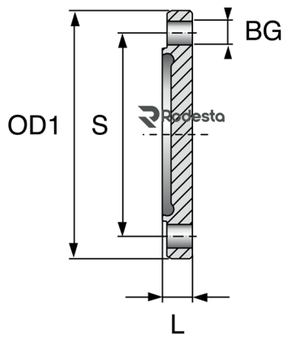

DN	OD1	L	S	BG	Kg	316L
DN 10	54	11.5	37	4 x 9mm	0,040	AK41456013
DN 15	59	11.5	42	4 x 9mm	0,060	AK41456019
DN 20	64	11.5	47	4 x 9mm	0,080	AK41456023
DN 25	70	11.5	53	4 x 9mm	0,110	AK41456029
DN 32	76	11.5	59	4 x 9mm	0,140	AK41456035
DN 40	82	11.5	65	4 x 9mm	0,180	AK41456041
DN 50	94	11.5	77	4 x 9mm	0,260	AK41456053
DN 65	113	11.5	95	8 x 9mm	0,380	AK41456070
DN 80	133	13.5	112	8 x 11mm	0,630	AK41456085
DN 100	159	15.5	137	8 x 11mm	1,090	AK41456104
DN 125	183	15.5	161	8 x 11mm	1,590	AK41456129
DN 150	213	17.5	188	8 x 14mm	2,520	AK41456154

DIN | **Blind liner flange BBF** | AK4-150

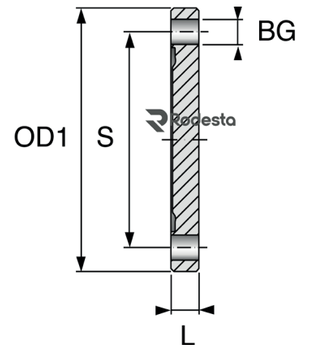

DN	OD1	L	S	BG	Kg	316L
DN 10	54	10	37	4 x 9mm	0,160	AK41506013
DN 15	59	10	42	4 x 9mm	0,190	AK41506019
DN 20	64	10	47	4 x 9mm	0,220	AK41506023
DN 25	70	10	53	4 x 9mm	0,270	AK41506029
DN 32	76	10	59	4 x 9mm	0,320	AK41506035
DN 40	82	10	65	4 x 9mm	0,370	AK41506041
DN 50	94	10	77	4 x 9mm	0,480	AK41506053
DN 65	113	10	95	8 x 9mm	0,690	AK41506070
DN 80	133	12	112	8 x 11mm	1,150	AK41506085
DN 100	159	14	137	8 x 11mm	1,970	AK41506104
DN 125	183	14	161	8 x 11mm	2,620	AK41506129
DN 150	213	16	188	8 x 14mm	4,120	AK41506154

DIN - EPDM | **Clamp connection K** | AK4-155

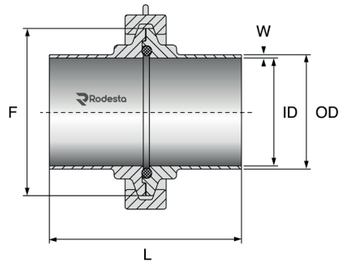

DN	OD	ID	W	L	F	Kg	EPDM
DN 10	13	10	1.5	76	34	0,180	AK41556013E
DN 15	19	16	1.5	76	34	0,180	AK41556019E
DN 20	23	20	1.5	76	50.5	0,480	AK41556023E
DN 25	29	26	1.5	77	50.5	0,470	AK41556029E
DN 32	35	32	1.5	88	50.5	0,460	AK41556035E
DN 40	41	38	1.5	88	64	0,570	AK41556041E
DN 50	53	50	1.5	89	77.5	0,740	AK41556053E
DN 65	70	66	2	113	91	0,990	AK41556070E
DN 80	85	81	2	117	106	1,140	AK41556085E
DN 100	104	100	2	120	130	1,360	AK41556104E
DN 125	129	125	2	120	155	1,700	AK41556129E
DN 150	154	150	2	120	183	1,900	AK41556154E

DIN - FKM | **Clamp connection K** | AK4-155

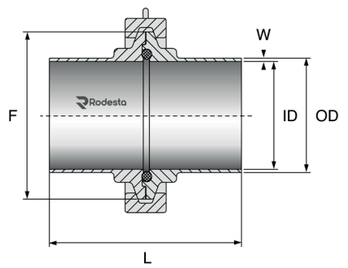

DN	OD	ID	W	L	F	Kg	FKM
DN 10	13	10	1.5	76	34	0,180	AK41556013F
DN 15	19	16	1.5	76	34	0,180	AK41556019F
DN 20	23	20	1.5	76	50.5	0,480	AK41556023F
DN 25	29	26	1.5	77	50.5	0,470	AK41556029F
DN 32	35	32	1.5	88	50.5	0,460	AK41556035F
DN 40	41	38	1.5	88	64	0,570	AK41556041F
DN 50	53	50	1.5	89	77.5	0,740	AK41556053F
DN 65	70	66	2	113	91	0,990	AK41556070F
DN 80	85	81	2	117	106	1,140	AK41556085F
DN 100	104	100	2	120	130	1,360	AK41556104F
DN 125	129	125	2	120	155	1,700	AK41556129F
DN 150	154	150	2	120	183	1,900	AK41556154F

AK4-155 | **Clamp connection K** | DIN - HNBR

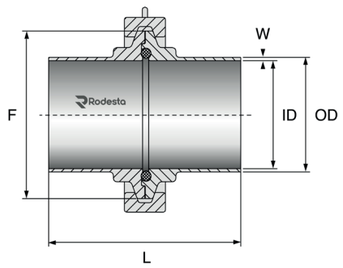

DN	OD	ID	W	L	F	Kg	HNBR
DN 10	13	10	1.5	76	34	0,180	AK41556013H
DN 15	19	16	1.5	76	34	0,180	AK41556019H
DN 20	23	20	1.5	76	50.5	0,480	AK41556023H
DN 25	29	26	1.5	77	50.5	0,470	AK41556029H
DN 32	35	32	1.5	88	50.5	0,460	AK41556035H
DN 40	41	38	1.5	88	64	0,570	AK41556041H
DN 50	53	50	1.5	89	77.5	0,740	AK41556053H
DN 65	70	66	2	113	91	0,990	AK41556070H
DN 80	85	81	2	117	106	1,140	AK41556085H
DN 100	104	100	2	120	130	1,360	AK41556104H
DN 125	129	125	2	120	155	1,700	AK41556129H
DN 150	154	150	2	120	183	1,900	AK41556154H

AK4-155 | **Clamp connection K** | DIN - PTFE

DN	OD	ID	W	L	F	Kg	PTFE
DN 10	13	10	1.5	76	34	0,180	AK41556013P
DN 15	19	16	1.5	76	34	0,180	AK41556019P
DN 20	23	20	1.5	76	50.5	0,480	AK41556023P
DN 25	29	26	1.5	77	50.5	0,470	AK41556029P
DN 32	35	32	1.5	88	50.5	0,460	AK41556035P
DN 40	41	38	1.5	88	64	0,570	AK41556041P
DN 50	53	50	1.5	89	77.5	0,740	AK41556053P
DN 65	70	66	2	113	91	0,990	AK41556070P
DN 80	85	81	2	117	106	1,140	AK41556085P
DN 100	104	100	2	120	130	1,360	AK41556104P
DN 125	129	125	2	120	155	1,700	AK41556129P
DN 150	154	150	2	120	183	1,900	AK41556154P

AK4-160 | **Nut clamp NKS** | DIN

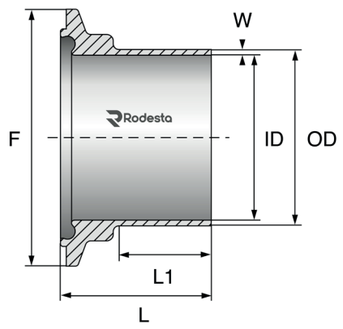

DN	OD	ID	W	L	L1	F	Kg	316L
DN 10	13	10	1.5	39.5	26	34	0,040	AK41606013
DN 15	19	16	1.5	39.5	26	34	0,040	AK41606019
DN 20	23	20	1.5	39.5	26	50.5	0,090	AK41606023
DN 25	29	26	1.5	40	28	50.5	0,090	AK41606029
DN 32	35	32	1.5	45.5	30	50.5	0,090	AK41606035
DN 40	41	38	1.5	45.5	30	64	0,130	AK41606041
DN 50	53	50	1.5	46	30	77.5	0,170	AK41606053
DN 65	70	66	2	58	40	91	0,260	AK41606070
DN 80	85	81	2	60	40	106	0,300	AK41606085
DN 100	104	100	2	61.5	40	130	0,400	AK41606104
DN 125	129	125	2	61.5	40	155	0,600	AK41606129
DN 150	154	150	2	61.5	40	183	0,900	AK41606154

DIN | **Liner clamp BKS** | AK4-165

DN	OD	ID	W	L	L1	F	Kg	316L
DN 10	13	10	1.5	38	26	34	0,040	AK41656013
DN 15	19	16	1.5	38	26	34	0,040	AK41656019
DN 20	23	20	1.5	38	26	50.5	0,080	AK41656023
DN 25	29	26	1.5	38.5	28	50.5	0,070	AK41656029
DN 32	35	32	1.5	44	30	50.5	0,060	AK41656035
DN 40	41	38	1.5	44	30	64	0,100	AK41656041
DN 50	53	50	1.5	44.5	30	77.5	0,140	AK41656053
DN 65	70	66	2	56.5	40	91	0,210	AK41656070
DN 80	85	81	2	58.5	40	106	0,250	AK41656085
DN 100	104	100	2	60	40	130	0,350	AK41656104
DN 125	129	125	2	60	40	155	0,500	AK41656129
DN 150	154	150	2	60	40	183	0,700	AK41656154

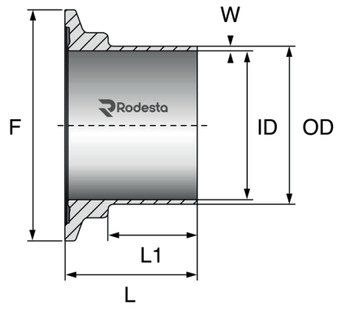

DIN | **Blind nut clamp BNKS** | AK4-170

DN	L	F	Kg	316L
DN 10	13	34	0,040	AK41706013
DN 15	13	34	0,040	AK41706019
DN 20	13	50.5	0,100	AK41706023
DN 25	13	50.5	0,100	AK41706029
DN 32	13	50.5	0,100	AK41706035
DN 40	13	64	0,150	AK41706041
DN 50	15	77.5	0,220	AK41706053
DN 65	15	91	0,290	AK41706070
DN 80	15	106	0,410	AK41706085
DN 100	15	130	0,530	AK41706104

DIN | **Blind liner clamp BBKS** | AK4-175

DN	L	F	Kg	316L
DN 10	11.5	34	0,040	AK41756013
DN 15	11.5	34	0,040	AK41756019
DN 20	11.5	50.5	0,100	AK41756023
DN 25	11.5	50.5	0,100	AK41756029
DN 32	11.5	50.5	0,100	AK41756035
DN 40	11.5	64	0,150	AK41756041
DN 50	13.5	77.5	0,220	AK41756053
DN 65	13.5	91	0,290	AK41756070
DN 80	13.5	106	0,410	AK41756085
DN 100	13.5	130	0,530	AK41756104

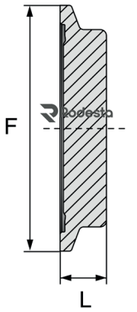

AK4-205 | **Union V** | ISO - EPDM

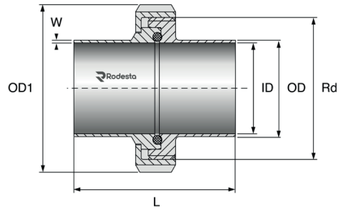

DN	OD	OD1	ID	W	L	Rd	Kg	EPDM
DN 8 ISO	13.5	38	10.3	1.6	76	Rd 28 x 1/8"	0,150	AK42056013E
DN 10 ISO	17.2	44	14	1.6	76	Rd 34 x 1/8"	0,190	AK42056017E
DN 15 ISO	21.3	54	18.1	1.6	78	Rd 44 x 1/6"	0,270	AK4205621E
DN 20 ISO	26.9	63	23.7	1.6	78	Rd 52 x 1/6"	0,390	AK42056026E
DN 25 ISO	33.7	70	29.7	2	88	Rd 58 x 1/6"	0,520	AK42056033E
DN 32 ISO	42.4	78	38.4	2	88	Rd 65 x 1/6"	0,610	AK42056042E
DN 40 ISO	48.3	92	44.3	2	90	Rd 78 x 1/6"	0,810	AK42056048E
DN 50 ISO	60.3	112	56.3	2	114	Rd 95 x 1/6"	1,230	AK42056060E
DN 65 ISO	76.1	127	72.1	2	117	Rd 110 x 1/4"	1,860	AK42056076E
DN 80 ISO	88.9	148	84.3	2.3	122	Rd 130 x 1/4"	2,620	AK42056088E
DN 100 ISO	114.3	178	109.7	2.3	130	Rd 160 x 1/4"	4,480	AK42056114E

AK4-205 | **Union V** | ISO - FKM

DN	OD	OD1	ID	W	L	Rd	Kg	FKM
DN 8 ISO	13.5	38	10.3	1.6	76	Rd 28 x 1/8"	0,150	AK42056013F
DN 10 ISO	17.2	44	14	1.6	76	Rd 34 x 1/8"	0,190	AK42056017F
DN 15 ISO	21.3	54	18.1	1.6	78	Rd 44 x 1/6"	0,270	AK4205621F
DN 20 ISO	26.9	63	23.7	1.6	78	Rd 52 x 1/6"	0,390	AK42056026F
DN 25 ISO	33.7	70	29.7	2	88	Rd 58 x 1/6"	0,520	AK42056033F
DN 32 ISO	42.4	78	38.4	2	88	Rd 65 x 1/6"	0,610	AK42056042F
DN 40 ISO	48.3	92	44.3	2	90	Rd 78 x 1/6"	0,810	AK42056048F
DN 50 ISO	60.3	112	56.3	2	114	Rd 95 x 1/6"	1,230	AK4205606F
DN 65 ISO	76.1	127	72.1	2	117	Rd 110 x 1/4"	1,860	AK42056076F
DN 80 ISO	88.9	148	84.3	2.3	122	Rd 130 x 1/4"	2,620	AK42056088F
DN 100 ISO	114.3	178	109.7	2.3	130	Rd 160 x 1/4"	4,480	AK42056114F

AK4-205 | **Union V** | ISO - HNBR

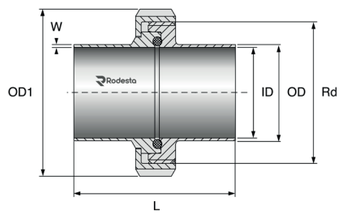

DN	OD	OD1	ID	W	L	Rd	Kg	HNBR
DN 8 ISO	13.5	38	10.3	1.6	76	Rd 28 x 1/8"	0,150	AK42056013H
DN 10 ISO	17.2	44	14	1.6	76	Rd 34 x 1/8"	0,190	AK42056017H
DN 15 ISO	21.3	54	18.1	1.6	78	Rd 44 x 1/6"	0,270	AK4205621H
DN 20 ISO	26.9	63	23.7	1.6	78	Rd 52 x 1/6"	0,390	AK42056026H
DN 25 ISO	33.7	70	29.7	2	88	Rd 58 x 1/6"	0,520	AK42056033H
DN 32 ISO	42.4	78	38.4	2	88	Rd 65 x 1/6"	0,610	AK42056042H
DN 40 ISO	48.3	92	44.3	2	90	Rd 78 x 1/6"	0,810	AK42056048H
DN 50 ISO	60.3	112	56.3	2	114	Rd 95 x 1/6"	1,230	AK42056060H
DN 65 ISO	76.1	127	72.1	2	117	Rd 110 x 1/4"	1,860	AK42056076H
DN 80 ISO	88.9	148	84.3	2.3	122	Rd 130 x 1/4"	2,620	AK42056088H
DN 100 ISO	114.3	178	109.7	2.3	130	Rd 160 x 1/4"	4,480	AK42056114H

ISO - PTFE | **Union V** | AK4-205

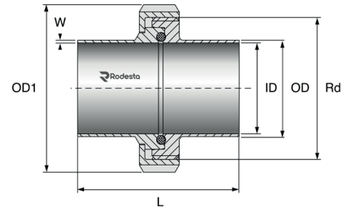

DN	OD	OD1	ID	W	L	Rd	Kg	PTFE
DN 8 ISO	13.5	38	10.3	1.6	76	Rd 28 x 1/8"	0,150	AK42056013P
DN 10 ISO	17.2	44	14	1.6	76	Rd 34 x 1/8"	0,190	AK42056017P
DN 15 ISO	21.3	54	18.1	1.6	78	Rd 44 x 1/6"	0,270	AK4205621P
DN 20 ISO	26.9	63	23.7	1.6	78	Rd 52 x 1/6"	0,390	AK42056026P
DN 25 ISO	33.7	70	29.7	2	88	Rd 58 x 1/6"	0,520	AK42056033P
DN 32 ISO	42.4	78	38.4	2	88	Rd 65 x 1/6"	0,610	AK42056042P
DN 40 ISO	48.3	92	44.3	2	90	Rd 78 x 1/6"	0,810	AK42056048P
DN 50 ISO	60.3	112	56.3	2	114	Rd 95 x 1/6"	1,230	AK42056060P
DN 65 ISO	76.1	127	72.1	2	117	Rd 110 x 1/4"	1,860	AK42056076P
DN 80 ISO	88.9	148	84.3	2.3	122	Rd 130 x 1/4"	2,620	AK42056088P
DN 100 ISO	114.3	178	109.7	2.3	130	Rd 160 x 1/4"	4,480	AK42056114P

ISO | **Male GS** | AK4-210

DN	OD	ID	W	L	L1	Rd	Kg	316L
DN 8 ISO	13.5	10.3	1.6	41	27	Rd 28 x 1/8"	0,050	AK42106013
DN 10 ISO	17.2	14	1.6	41	27	Rd 34 x 1/8"	0,070	AK42106017
DN 15 ISO	21.3	18.1	1.6	43	27	Rd 44 x 1/6"	0,130	AK42106021
DN 20 ISO	26.9	23.7	1.6	43	27	Rd 52 x 1/6"	0,160	AK42106026
DN 25 ISO	33.7	29.7	2	48	32	Rd 58 x 1/6"	0,200	AK42106033
DN 32 ISO	42.4	38.4	2	48	32	Rd 65 x 1/6"	0,230	AK42106042
DN 40 ISO	48.3	44.3	2	49	31	Rd 78 x 1/6"	0,320	AK42106048
DN 50 ISO	60.3	56.3	2	60	40	Rd 95 x 1/6"	0,490	AK42106060
DN 65 ISO	76.1	72.1	2	64	40	Rd 110 x 1/4"	0,800	AK42106076
DN 80 ISO	88.9	84.3	2.3	64	40	Rd 130 x 1/4"	0,970	AK42106088
DN 100 ISO	114.3	109.7	2.3	68	40	Rd 160 x 1/4"	1,660	AK42106114

ISO | **Liner BS** | AK4-215

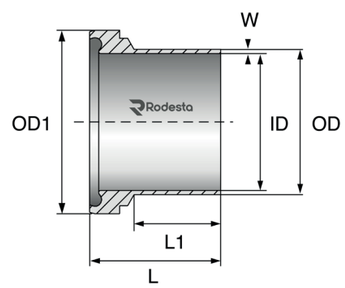

DN	OD	OD1	ID	W	L	L1	Kg	EPDM
DN 8 ISO	13.5	21.9	10.3	1.6	39	27	0,030	AK42156013
DN 10 ISO	17.2	27.9	14	1.6	39	27	0,040	AK42156017
DN 15 ISO	21.3	35.9	18.1	1.6	38	27	0,060	AK42156021
DN 20 ISO	26.9	42.9	23.7	1.6	40	27	0,100	AK42156026
DN 25 ISO	33.7	48.9	29.7	2	47	32	0,140	AK42156033
DN 32 ISO	42.4	54.9	38.4	2	47	32	0,160	AK42156042
DN 40 ISO	48.3	66.9	44.3	2	48	31	0,240	AK42156048
DN 50 ISO	60.3	84.9	56.3	2	61	40	0,410	AK42156060
DN 65 ISO	76.1	98.9	72.1	2	61	40	0,510	AK42156076
DN 80 ISO	88.9	118.9	84.3	2.3	68	40	0,850	AK42156088
DN 100 ISO	114.3		109.7	2.3	72	40	1,440	AK42156114

AK4-220 | **Blind male BGS** | ISO

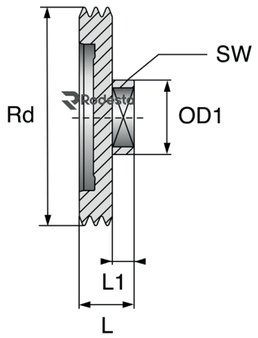

DN	OD1	L	L1	SW	Rd	Kg	EPDM
DN 8 ISO	22	24	12	17	Rd 28 x 1/8"	0,070	AK42206013
DN 10 ISO	22	24	12	17	Rd 34 x 1/8"	0,100	AK42206017
DN 15 ISO	22	24	10	17	Rd 44 x 1/6"	0,160	AK42206021
DN 20 ISO	40	24	10	27	Rd 52 x 1/6"	0,230	AK42206026
DN 25 ISO	40	24	10	27	Rd 58 x 1/6"	0,250	AK42206033
DN 32 ISO	40	24	10	27	Rd 65 x 1/6"	0,300	AK42206042
DN 40 ISO	40	24	10	27	Rd 78 x 1/6"	0,390	AK42206048
DN 50 ISO	48	28	12	32	Rd 95 x 1/6"	0,600	AK42206060
DN 65 ISO	48	28	8	32	Rd 110 x 1/4"	1,070	AK42206076
DN 80 ISO	48	30	10	32	Rd 130 x 1/4"	1,270	AK42206088
DN 100 ISO	48	38	10	32	Rd 160 x 1/4"	3,050	AK42206114

AK4-225 | **Blind liner BBS** | ISO

DN	OD1	OD2	L	L1	Kg	EPDM
DN 8 ISO	13.5	21.9	9	3	0,020	AK42256013
DN 10 ISO	17.2	27.9	9	3	0,030	AK42256017
DN 15 ISO	21.3	35.9	10	3	0,060	AK42256021
DN 20 ISO	26.9	42.9	12	3	0,100	AK42256026
DN 25 ISO	33.7	48.9	13	3	0,130	AK42256033
DN 32 ISO	42.4	54.9	13	3	0,160	AK42256042
DN 40 ISO	48.3	66.9	14	3	0,270	AK42256048
DN 50 ISO	60.3	84.9	16	4	0,520	AK42256060
DN 65 ISO	76.1	98.9	16	4	0,700	AK42256076
DN 80 ISO	88.9	118.9	20	5	1,370	AK42256088
DN 100 ISO	114.3	150	22	5	2,040	AK42256114

AK4-230 | **Flange connection F** | ISO - EPDM

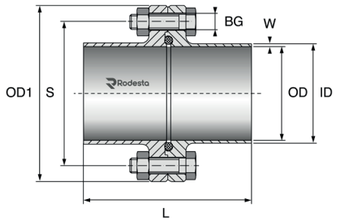

DN	OD	OD1	ID	W	L	S	BG	Kg	EPDM
DN 8 ISO	13.5	54	10.3	1.6	80	37	4/M8 x 30mm	0,330	AK42306013E
DN 10 ISO	17.2	59	14	1.6	80	42	4/M8 x 30mm	0,390	AK42306017E
DN 15 ISO	21.3	62	18.1	1.6	80	45	4/M8 x 30mm	0,430	AK42306021E
DN 20 ISO	26.9	69	23.7	1.6	80	52	4/M8 x 30mm	0,530	AK42306026E
DN 25 ISO	33.7	74	29.7	2	90	57	4/M8 x 30mm	0,630	AK42306033E
DN 32 ISO	42.4	82	38.4	2	90	65	4/M8 x 30mm	0,740	AK42306042E
DN 40 ISO	48.3	88	44.3	2	90	71	4/M8 x 30mm	0,820	AK42306048E
DN 50 ISO	60.3	103	56.3	2	108	85	4/M8 x 30mm	1,120	AK42306060E
DN 65 ISO	76.1	125	72.1	2	112	104	8/M10 x 35mm	1,660	AK42306076E
DN 80 ISO	88.9	137	84.3	2.3	116	116	8/M10 x 35mm	2,010	AK42306088E
DN 100 ISO	114.3	168	109.7	2.3	116	146	8/M10 x 40mm	3,250	AK42306114E

ISO - FKM | **Flange connection F** | AK4-230

DN	OD	OD1	ID	W	L	S	BG	Kg	FKM
DN 8 ISO	13.5	54	10.3	1.6	80	37	4/M8 x 30mm	0,330	AK42306013F
DN 10 ISO	17.2	59	14	1.6	80	42	4/M8 x 30mm	0,390	AK42306017F
DN 15 ISO	21.3	62	18.1	1.6	80	45	4/M8 x 30mm	0,430	AK42306021F
DN 20 ISO	26.9	69	23.7	1.6	80	52	4/M8 x 30mm	0,530	AK42306026F
DN 25 ISO	33.7	74	29.7	2	90	57	4/M8 x 30mm	0,630	AK42306033F
DN 32 ISO	42.4	82	38.4	2	90	65	4/M8 x 30mm	0,740	AK42306042F
DN 40 ISO	48.3	88	44.3	2	90	71	4/M8 x 30mm	0,820	AK42306048F
DN 50 ISO	60.3	103	56.3	2	108	85	4/M8 x 30mm	1,120	AK42306060F
DN 65 ISO	76.1	125	72.1	2	112	104	8/M10 x 35mm	1,660	AK42306076F
DN 80 ISO	88.9	137	84.3	2.3	116	116	8/M10 x 35mm	2,010	AK42306088F
DN 100 ISO	114.3	168	109.7	2.3	116	146	8/M10 x 40mm	3,250	AK42306114F

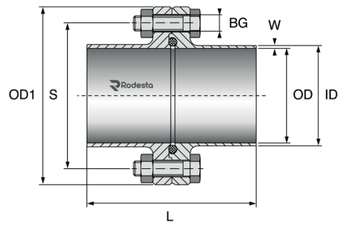

ISO - HNBR | **Flange connection F** | AK4-230

DN	OD	OD1	ID	W	L	S	BG	Kg	HNBR
DN 8 ISO	13.5	54	10.3	1.6	80	37	4/M8 x 30mm	0,330	AK42306013H
DN 10 ISO	17.2	59	14	1.6	80	42	4/M8 x 30mm	0,390	AK42306017H
DN 15 ISO	21.3	62	18.1	1.6	80	45	4/M8 x 30mm	0,430	AK42306021H
DN 20 ISO	26.9	69	23.7	1.6	80	52	4/M8 x 30mm	0,530	AK42306026H
DN 25 ISO	33.7	74	29.7	2	90	57	4/M8 x 30mm	0,630	AK42306033H
DN 32 ISO	42.4	82	38.4	2	90	65	4/M8 x 30mm	0,740	AK42306042H
DN 40 ISO	48.3	88	44.3	2	90	71	4/M8 x 30mm	0,820	AK42306048H
DN 50 ISO	60.3	103	56.3	2	108	85	4/M8 x 30mm	1,120	AK42306060H
DN 65 ISO	76.1	125	72.1	2	112	104	8/M10 x 35mm	1,660	AK42306076H
DN 80 ISO	88.9	137	84.3	2.3	116	116	8/M10 x 35mm	2,010	AK42306088H
DN 100 ISO	114.3	168	109.7	2.3	116	146	8/M10 x 40mm	3,250	AK42306114H

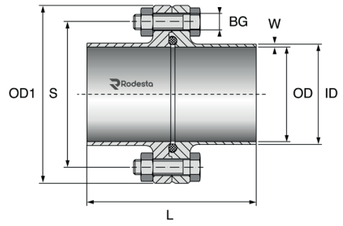

ISO - PTFE | **Flange connection F** | AK4-230

DN	OD	OD1	ID	W	L	S	BG	Kg	PTFE
DN 8 ISO	13.5	54	10.3	1.6	80	37	4/M8 x 30mm	0,330	AK42306013P
DN 10 ISO	17.2	59	14	1.6	80	42	4/M8 x 30mm	0,390	AK42306017P
DN 15 ISO	21.3	62	18.1	1.6	80	45	4/M8 x 30mm	0,430	AK42306021P
DN 20 ISO	26.9	69	23.7	1.6	80	52	4/M8 x 30mm	0,530	AK42306026P
DN 25 ISO	33.7	74	29.7	2	90	57	4/M8 x 30mm	0,630	AK42306033P
DN 32 ISO	42.4	82	38.4	2	90	65	4/M8 x 30mm	0,740	AK42306042P
DN 40 ISO	48.3	88	44.3	2	90	71	4/M8 x 30mm	0,820	AK42306048P
DN 50 ISO	60.3	103	56.3	2	108	85	4/M8 x 30mm	1,120	AK42306060P
DN 65 ISO	76.1	125	72.1	2	112	104	8/M10 x 35mm	1,660	AK42306076P
DN 80 ISO	88.9	137	84.3	2.3	116	116	8/M10 x 35mm	2,010	AK42306088P
DN 100 ISO	114.3	168	109.7	2.3	116	146	8/M10 x 40mm	3,250	AK42306114P

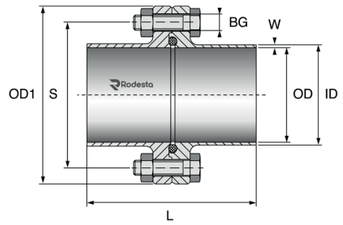

AK4-235 | **Nut flange NF** | ISO

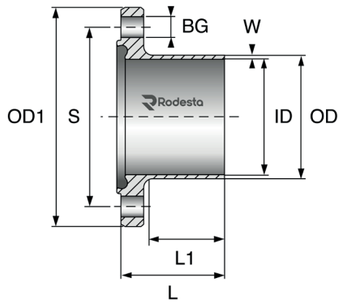

DN	OD	OD1	ID	W	L	L1	S	BG	Kg	316L
DN 8 ISO	13.5	54	10.3	1.6	41.5	26	37	4 x 9mm	0,170	AK42356013
DN 10 ISO	17.2	59	14	1.6	41.5	26	42	4 x 9mm	0,210	AK42356017
DN 15 ISO	21.3	62	18.1	1.6	41.5	26	45	4 x 9mm	0,220	AK42356021
DN 20 ISO	26.9	69	23.7	1.6	41.5	26	52	4 x 9mm	0,270	AK42356026
DN 25 ISO	33.7	74	29.7	2	46.5	31	57	4 x 9mm	0,320	AK42356033
DN 32 ISO	42.4	82	38.4	2	46.5	31	65	4 x 9mm	0,380	AK42356042
DN 40 ISO	48.3	88	44.3	2	46.5	31	71	4 x 9mm	0,420	AK42356048
DN 50 ISO	60.3	103	56.3	2	55.5	42	85	4 x 9mm	0,570	AK42356060
DN 65 ISO	76.1	125	72.1	2	57.5	42	104	8 x 11mm	0,890	AK42356076
DN 80 ISO	88.9	137	84.3	2.3	59.5	42	116	8 x 11mm	1,020	AK42356088
DN 100 ISO	114.3	168	109.7	2.3	59.5	42	146	8 x 11mm	1,640	AK42356114

AK4-240 | **Liner flange BF** | ISO

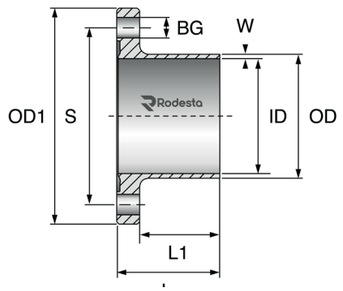

DN	OD	OD1	ID	W	L	L1	S	BG	Kg	316L
DN 8 ISO	13.5	54	10.3	1.6	40	26	37	4 x 9mm	0,150	AK42406013
DN 10 ISO	17.2	59	14	1.6	40	26	42	4 x 9mm	0,180	AK42406017
DN 15 ISO	21.3	62	18.1	1.6	40	26	45	4 x 9mm	0,210	AK42406021
DN 20 ISO	26.9	69	23.7	1.6	40	26	52	4 x 9mm	0,260	AK42406026
DN 25 ISO	33.7	74	29.7	2	45	31	57	4 x 9mm	0,310	AK42406033
DN 32 ISO	42.4	82	38.4	2	45	31	65	4 x 9mm	0,360	AK42406042
DN 40 ISO	48.3	88	44.3	2	45	31	71	4 x 9mm	0,400	AK42406048
DN 50 ISO	60.3	103	56.3	2	54	42	85	4 x 9mm	0,550	AK42406060
DN 65 ISO	76.1	125	72.1	2	56	42	104	8 x 11mm	0,770	AK42406076
DN 80 ISO	88.9	137	84.3	2.3	58	42	116	8 x 11mm	0,990	AK42406088
DN 100 ISO	114.3	168	109.7	2.3	58	42	146	8 x 11mm	1,600	AK42406114

AK4-245 | **Blind nut flange BNF** | ISO

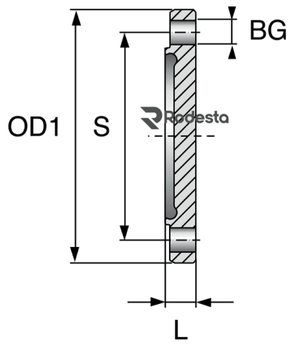

DN	OD1	L	S	BG	Kg	316L
DN 8 ISO	54	11.5	37	4 x 9mm	0,160	AK42456013
DN 10 ISO	59	11.5	42	4 x 9mm	0,190	AK42456017
DN 15 ISO	62	11.5	45	4 x 9mm	0,210	AK42456021
DN 20 ISO	69	11.5	52	4 x 9mm	0,270	AK42456026
DN 25 ISO	74	11.5	57	4 x 9mm	0,300	AK42456033
DN 32 ISO	82	11.5	65	4 x 9mm	0,360	AK42456042
DN 40 ISO	88	11.5	71	4 x 9mm	0,420	AK42456048
DN 50 ISO	103	11.5	85	4 x 9mm	0,580	AK42456060
DN 65 ISO	125	13.5	104	8 x 11mm	1,000	AK42456076
DN 80 ISO	137	13.5	116	8 x 11mm	1,200	AK42456088
DN 100 ISO	168	15.5	146	8 x 11mm	2,170	AK42456114

ISO | **Blind liner flange BBF** | AK4-250

DN	OD1	L	S	BG	Kg	316L
DN 8 ISO	54	10	37	4 x 9mm	0,160	AK42506013
DN 10 ISO	59	10	42	4 x 9mm	0,190	AK42506017
DN 15 ISO	62	10	45	4 x 9mm	0,210	AK42506021
DN 20 ISO	69	10	52	4 x 9mm	0,260	AK42506026
DN 25 ISO	74	10	57	4 x 9mm	0,300	AK42506033
DN 32 ISO	82	10	65	4 x 9mm	0,370	AK42506042
DN 40 ISO	88	10	71	4 x 9mm	0,420	AK42506048
DN 50 ISO	103	10	85	4 x 9mm	0,590	AK42506060
DN 65 ISO	125	12	104	8 x 11mm	1,010	AK42506076
DN 80 ISO	137	12	116	8 x 11mm	1,220	AK42506088
DN 100 ISO	168	14	146	8 x 11mm	2,210	AK42506114

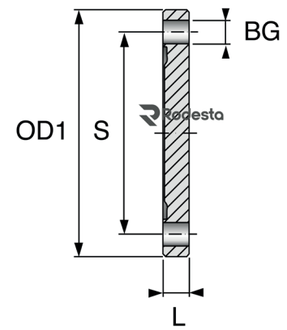

ISO - EPDM | **Clamp connection K** | AK4-255

DN	OD	ID	L	W	F	Kg	EPDM
DN 8 ISO	13.5	10.3	76	1.6	34	0,180	AK42556013E
DN 10 ISO	17.2	14	76	1.6	34	0,180	AK42556017E
DN 15 ISO	21.3	18.1	78	1.6	34	0,220	AK42556021E
DN 20 ISO	26.9	23.7	78	1.6	50.5	0,470	AK42556026E
DN 25 ISO	33.7	29.7	88	2	50.5	0,460	AK42556033E
DN 32 ISO	42.4	38.4	88	2	64	0,500	AK42556042E
DN 40 ISO	48.3	44.3	90	2	64	0,600	AK42556048E
DN 50 ISO	60.3	56.3	114	2	91	1,040	AK42556060E
DN 65 ISO	76.1	72.1	117	2	106	1,250	AK42556076E
DN 80 ISO	88.9	84.3	122	2.3	119	1,330	AK42556088E
DN 100 ISO	114.3	109.7	130	2.3	144.4	2,520	AK42556114E

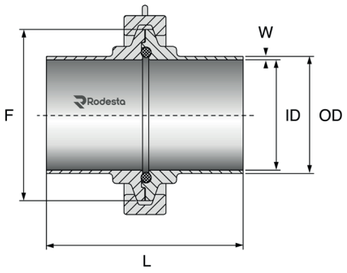

ISO - FKM | **Clamp connection K** | AK4-255

DN	OD	ID	L	W	F	Kg	FKM
DN 8 ISO	13.5	10.3	76	1.6	34	0,180	AK42556013F
DN 10 ISO	17.2	14	76	1.6	34	0,180	AK42556017F
DN 15 ISO	21.3	18.1	78	1.6	34	0,220	AK42556021F
DN 20 ISO	26.9	23.7	78	1.6	50.5	0,470	AK42556026F
DN 25 ISO	33.7	29.7	88	2	50.5	0,460	AK42556033F
DN 32 ISO	42.4	38.4	88	2	64	0,500	AK42556042F
DN 40 ISO	48.3	44.3	90	2	64	0,600	AK42556048F
DN 50 ISO	60.3	56.3	114	2	91	1,040	AK42556060F
DN 65 ISO	76.1	72.1	117	2	106	1,250	AK42556076F
DN 80 ISO	88.9	84.3	122	2.3	119	1,330	AK42556088F
DN 100 ISO	114.3	109.7	130	2.3	144.4	2,520	AK42556114F

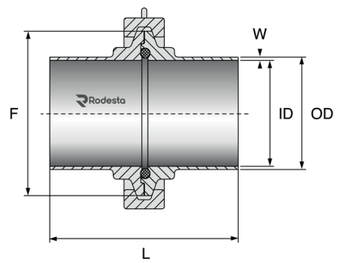

AK4-255 | **Clamp connection K** | ISO - HNBR

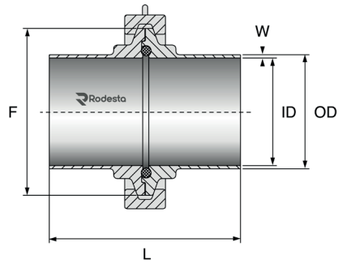

DN	OD	ID	L	W	F	Kg	HNBR
DN 8 ISO	13.5	10.3	76	1.6	34	0,180	AK42556013H
DN 10 ISO	17.2	14	76	1.6	34	0,180	AK42556017H
DN 15 ISO	21.3	18.1	78	1.6	34	0,220	AK42556021H
DN 20 ISO	26.9	23.7	78	1.6	50.5	0,470	AK42556026H
DN 25 ISO	33.7	29.7	88	2	50.5	0,460	AK42556033H
DN 32 ISO	42.4	38.4	88	2	64	0,500	AK42556042H
DN 40 ISO	48.3	44.3	90	2	64	0,600	AK42556048H
DN 50 ISO	60.3	56.3	114	2	91	1,040	AK42556060H
DN 65 ISO	76.1	72.1	117	2	106	1,250	AK42556076H
DN 80 ISO	88.9	84.3	122	2.3	119	1,330	AK42556088H
DN 100 ISO	114.3	109.7	130	2.3	144.4	2,520	AK42556114H

AK4-255 | **Clamp connection K** | ISO - PTFE

DN	OD	ID	L	W	F	Kg	PTFE
DN 8 ISO	13.5	10.3	76	1.6	34	0,180	AK42556013P
DN 10 ISO	17.2	14	76	1.6	34	0,180	AK42556017P
DN 15 ISO	21.3	18.1	78	1.6	34	0,220	AK42556021P
DN 20 ISO	26.9	23.7	78	1.6	50.5	0,470	AK42556026P
DN 25 ISO	33.7	29.7	88	2	50.5	0,460	AK42556033P
DN 32 ISO	42.4	38.4	88	2	64	0,500	AK42556042P
DN 40 ISO	48.3	44.3	90	2	64	0,600	AK42556048P
DN 50 ISO	60.3	56.3	114	2	91	1,040	AK42556060P
DN 65 ISO	76.1	72.1	117	2	106	1,250	AK42556076P
DN 80 ISO	88.9	84.3	122	2.3	119	1,330	AK42556088P
DN 100 ISO	114.3	109.7	130	2.3	144.4	2,520	AK42556114P

AK4-260 | **Nut clamp NKS** | ISO

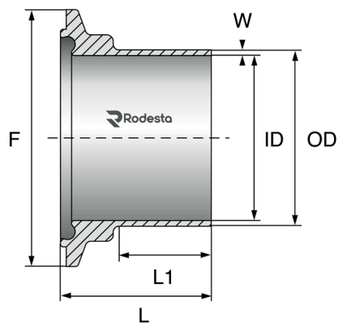

DN	OD	ID	L	L1	W	F	Kg	316L
DN 8 ISO	13.5	10.3	39.5	26	1.6	34	0,050	AK42606013
DN 10 ISO	17.2	14	39.5	26	1.6	34	0,050	AK42606017
DN 15 ISO	21.3	18.1	40.5	26	1.6	34	0,090	AK42606021
DN 20 ISO	26.9	23.7	40	30	1.6	50.5	0,090	AK42606026
DN 25 ISO	33.7	29.7	45.5	30	2	50.5	0,090	AK42606033
DN 32 ISO	42.4	38.4	45.5	30	2	64	0,140	AK42606042
DN 40 ISO	48.3	44.3	46.5	30	2	64	0,180	AK42606048
DN 50 ISO	60.3	56.3	58.5	40	2	91	0,280	AK42606060
DN 65 ISO	76.1	72.1	60	40	2	106	0,340	AK42606076
DN 80 ISO	88.9	84.3	62.5	40	2.3	119	0,370	AK42606088
DN 100 ISO	114.3	109.7	66.5	40	2.3	144.4	1,000	AK42606114

ISO | **Liner clamp BKS** | AK4-265

DN	OD	ID	L	L1	W	F	Kg	316L
DN 8 ISO	13.5	10.3	38	26	1.6	34	0,040	AK42656013
DN 10 ISO	17.2	14	38	26	1.6	34	0,040	AK42656017
DN 15 ISO	21.3	18.1	38	26	1.6	34	0,040	AK42656021
DN 20 ISO	26.9	23.7	38	30	1.6	50.5	0,080	AK42656026
DN 25 ISO	33.7	29.7	38.5	30	2	50.5	0,080	AK42656033
DN 32 ISO	42.4	38.4	44	30	2	64	0,120	AK42656042
DN 40 ISO	48.3	44.3	44	30	2	64	0,110	AK42656048
DN 50 ISO	60.3	56.3	44.5	40	2	91	0,220	AK42656060
DN 65 ISO	76.1	72.1	56.5	40	2	106	0,320	AK42656076
DN 80 ISO	88.9	84.3	58.5	40	2.3	119	0,360	AK42656088
DN 100 ISO	114.3	109.7	65	40	2.3	144.4	1,000	AK42656114

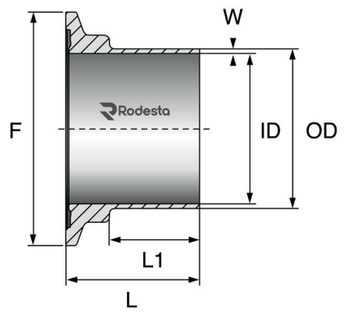

ISO | **Blind nut clamp BNKS** | AK4-270

DN	L	F	Kg	316L
DN 8 ISO	13	34	0,040	AK42706013
DN 10 ISO	13	34	0,040	AK42706017
DN 15 ISO	13	34	0,100	AK42706021
DN 20 ISO	13	50.5	0,100	AK42706026
DN 25 ISO	13	50.5	0,100	AK42706033
DN 32 ISO	13	64	0,150	AK42706042
DN 40 ISO	13	64	0,220	AK42706048
DN 50 ISO	15	91	0,290	AK42706060
DN 65 ISO	15	106	0,410	AK42706076
DN 80 ISO	15	119	0,530	AK42706088
DN 100 ISO	15	144.4	2,060	AK42706114

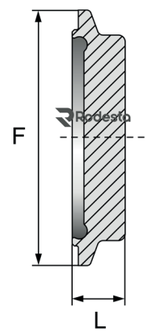

ISO | **Blind liner clamp BBKS** | AK4-275

DN	L	F	Kg	316L
DN 8 ISO	11.5	34	0,040	AK42756013
DN 10 ISO	11.5	34	0,040	AK42756017
DN 15 ISO	11.5	34	0,100	AK42756021
DN 20 ISO	11.5	50.5	0,100	AK42756026
DN 25 ISO	11.5	50.5	0,100	AK42756033
DN 32 ISO	11.5	64	0,150	AK42756042
DN 40 ISO	11.5	64	0,220	AK42756048
DN 50 ISO	13.5	91	0,290	AK42756060
DN 65 ISO	13.5	106	0,410	AK42756076
DN 80 ISO	13.5	119	0,530	AK42756088
DN 100 ISO	13.5	144.4	2,060	AK42756114

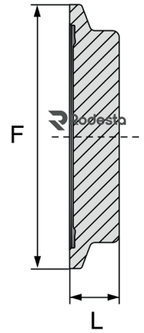

AK4-305 | **Union V** | INCH - EPDM

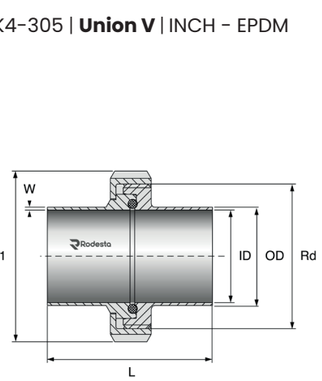

INCH	OD	OD1	ID	L	W	Rd	Kg	EPDM
1/2"	12.7	38	9.4	76	1.65	Rd 28 x 1/8"	0,280	AK43056012E
3/4"	19.05	44	15.75	76	1.65	Rd 34 x 1/8"	0,360	AK43056019E
1"	25.4	63	22.1	77	1.65	Rd 52 x 1/6"	0,490	AK43056025E
1-1/2"	38.1	78	34.8	88	1.65	Rd 65 x 1/6"	0,630	AK43056038E
2"	50.8	92	47.5	89	1.65	Rd 78 x 1/6"	0,820	AK43056050E
2-1/2"	63.5	112	60.2	115	1.65	Rd 95 x 1/6"	1,370	AK43056063E
3"	76.2	127	72.9	117	1.65	Rd 110 x 1/4"	1,980	AK43056076E
4"	101.6	148	97.38	119	2.11	Rd 130 x 1/4"	2,520	AK43056101E

AK4-305 | **Union V** | INCH - FKM

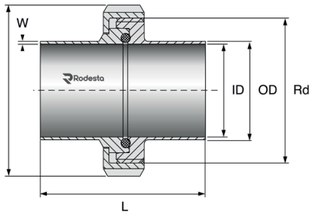

INCH	OD	OD1	ID	L	W	Rd	Kg	FKM
1/2"	12.7	38	9.4	76	1.65	Rd 28 x 1/8"	0,280	AK43056012F
3/4"	19.05	44	15.75	76	1.65	Rd 34 x 1/8"	0,360	AK43056019F
1"	25.4	63	22.1	77	1.65	Rd 52 x 1/6"	0,490	AK43056025F
1-1/2"	38.1	78	34.8	88	1.65	Rd 65 x 1/6"	0,630	AK43056038F
2"	50.8	92	47.5	89	1.65	Rd 78 x 1/6"	0,820	AK43056050F
2-1/2"	63.5	112	60.2	115	1.65	Rd 95 x 1/6"	1,370	AK43056063F
3"	76.2	127	72.9	117	1.65	Rd 110 x 1/4"	1,980	AK43056076F
4"	101.6	148	97.38	119	2.11	Rd 130 x 1/4"	2,520	AK43056101F

AK4-305 | **Union V** | INCH - HNBR

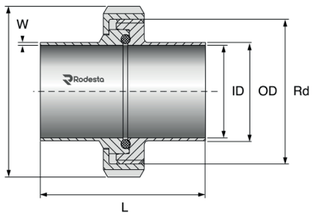

INCH	OD	OD1	ID	L	W	Rd	Kg	HNBR
1/2"	12.7	38	9.4	76	1.65	Rd 28 x 1/8"	0,280	AK43056012H
3/4"	19.05	44	15.75	76	1.65	Rd 34 x 1/8"	0,360	AK43056019H
1"	25.4	63	22.1	77	1.65	Rd 52 x 1/6"	0,490	AK43056025H
1-1/2"	38.1	78	34.8	88	1.65	Rd 65 x 1/6"	0,630	AK43056038H
2"	50.8	92	47.5	89	1.65	Rd 78 x 1/6"	0,820	AK43056050H
2-1/2"	63.5	112	60.2	115	1.65	Rd 95 x 1/6"	1,370	AK43056063H
3"	76.2	127	72.9	117	1.65	Rd 110 x 1/4"	1,980	AK43056076H
4"	101.6	148	97.38	119	2.11	Rd 130 x 1/4"	2,520	AK43056101H

INCH - PTFE | **Union V** | AK4-305

INCH	OD	OD1	ID	L	W	Rd	Kg	PTFE
1/2"	12.7	38	9.4	76	1.65	Rd 28 x 1/8"	0,280	AK43056012P
3/4"	19.05	44	15.75	76	1.65	Rd 34 x 1/8"	0,360	AK43056019P
1"	25.4	63	22.1	77	1.65	Rd 52 x 1/6"	0,490	AK43056025P
1-1/2"	38.1	78	34.8	88	1.65	Rd 65 x 1/6"	0,630	AK43056038P
2"	50.8	92	47.5	89	1.65	Rd 78 x 1/6"	0,820	AK43056050P
2-1/2"	63.5	112	60.2	115	1.65	Rd 95 x 1/6"	1,370	AK43056063P
3"	76.2	127	72.9	117	1.65	Rd 110 x 1/4"	1,980	AK43056076P
4"	101.6	148	97.38	119	2.11	Rd 130 x 1/4"	2,520	AK43056101P

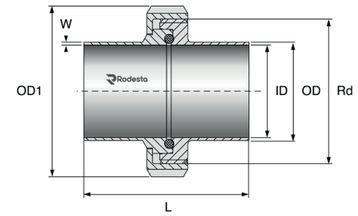

INCH | **Male GS** | AK4-310

INCH	OD	ID	L	L1	W	Rd	Kg	316L
1/2"	12.7	9.4	41	27	1.65	Rd 28 x 1/8"	0,050	AK43106012
3/4"	19.05	15.75	41	27	1.65	Rd 34 x 1/8"	0,070	AK43106019
1"	25.4	22.1	43	26	1.65	Rd 52 x 1/6"	0,170	AK43106025
1-1/2"	38.1	34.8	48.5	30	1.65	Rd 65 x 1/6"	0,230	AK43106038
2"	50.8	47.5	48.5	30	1.65	Rd 78 x 1/6"	0,290	AK43106050
2-1/2"	63.5	60.2	60	40	1.65	Rd 95 x 1/6"	0,460	AK43106063
3"	76.2	72.9	64	40	1.65	Rd 110 x 1/4"	0,730	AK43106076
4"	101.6	97.38	64	40	2.11	Rd 130 x 1/4"	0,820	AK43106101

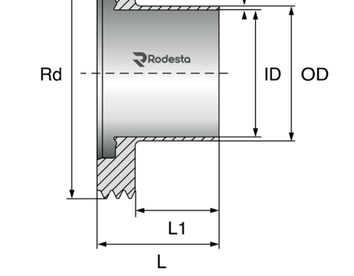

INCH | **Liner BS** | AK4-315

INCH	OD	OD1	ID	L	L1	W	Kg	316L
1/2"	12.7	21.9	9.4	39	27	1.65	0,100	AK43156012
3/4"	19.05	27.9	15.75	39	27	1.65	0,110	AK43156019
1"	25.4	42.9	22.1	40	26	1.65	0,100	AK43156025
1-1/2"	38.1	54.9	34.8	46.5	30	1.65	0,150	AK43156038
2"	50.8	66.9	47.5	47.5	30	1.65	0,210	AK43156050
2-1/2"	63.5	84.9	60.2	63	40	1.65	0,360	AK43156063
3"	76.2	98.9	72.9	61	40	1.65	0,450	AK43156076
4"	101.6	118.9	97.38	65	40	2.11	0,620	AK43156101

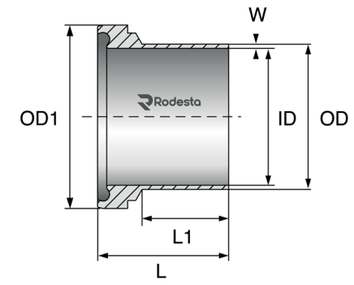

AK4-320 | **Blind male BGS** | INCH

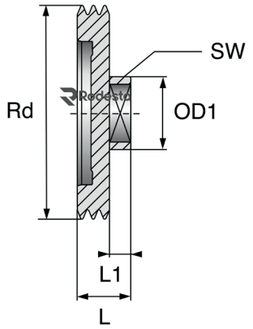

INCH	OD1	L	L1	SW	Rd	Kg	316L
1/2"	22	24	12	17	Rd 28 x 1/8"	0,070	AK43206012
3/4"	22	24	12	17	Rd 34 x 1/8"	0,100	AK43206019
1"	40	24	10	27	Rd 52 x 1/6"	0,230	AK43206025
1-1/2"	40	24	10	27	Rd 65 x 1/6"	0,300	AK43206038
2"	40	24	10	27	Rd 78 x 1/6"	0,390	AK43206050
2-1/2"	48	28	12	32	Rd 95 x 1/6"	0,600	AK43206063
3"	48	28	12	32	Rd 110 x 1/4"	1,070	AK43206076
4"	48	30	10	32	Rd 130 x 1/4"	1,270	AK43206101

AK4-325 | **Blind liner BBS** | INCH

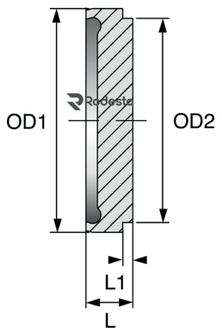

INCH	OD1	OD2	L	L1	Kg	316L
1/2"	21.9	18	9	3	0,020	AK43256012
3/4"	27.9	24	9	3	0,030	AK43256019
1"	42.9	35	12	3	0,100	AK43256025
1-1/2"	54.9	48	13	3	0,160	AK43256038
2"	66.9	61	14	3	0,270	AK43256050
2-1/2"	84.9	79	16	4	0,520	AK43256063
3"	98.9	93	16	4	0,700	AK43256076
4"	118.9	114	20	5	1,370	AK43256101

AK4-330 | **Flange connection F** | INCH - EPDM

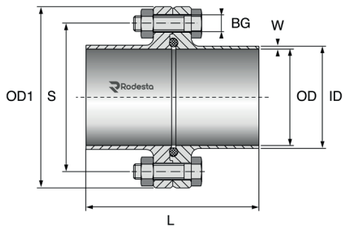

INCH	OD	OD1	ID	L	W	S	BG	Kg	EPDM
1/2"	12.7	54	9.4	80	1.65	37	4/M8 x 30mm	0,330	AK43306012E
3/4"	19.05	59	15.75	80	1.65	42	4/M8 x 30mm	0,390	AK43306019E
1"	25.4	66	22.1	80	1.65	49	4/M8 x 30mm	0,480	AK43306025E
1-1/2"	38.1	79	34.8	90	1.65	62	4/M8 x 30mm	0,670	AK43306038E
2"	50.8	92	47.5	90	1.65	75	4/M8 x 30mm	0,850	AK43306050E
2-1/2"	63.5	107	60.2	108	1.65	89	8/M8 x 30mm	1,080	AK43306063E
3"	76.2	125	72.9	112	1.65	104	8/M10 x 35mm	1,620	AK43306076E
4"	101.6	157	97.38	116	2.11	135	8/M10 x 40mm	2,850	AK43306101E

INCH - FKM | **Flange connection F** | AK4-330

INCH	OD	OD1	ID	L	W	S	BG	Kg	FKM
1/2"	12.7	54	9.4	80	1.65	37	4/M8 x 30mm	0,330	AK43306012F
3/4"	19.05	59	15.75	80	1.65	42	4/M8 x 30mm	0,390	AK43306019F
1"	25.4	66	22.1	80	1.65	49	4/M8 x 30mm	0,480	AK43306025F
1-1/2"	38.1	79	34.8	90	1.65	62	4/M8 x 30mm	0,670	AK43306038F
2"	50.8	92	47.5	90	1.65	75	4/M8 x 30mm	0,850	AK43306050F
2-1/2"	63.5	107	60.2	108	1.65	89	8/M8 x 30mm	1,080	AK43306063F
3"	76.2	125	72.9	112	1.65	104	8/M10 x 35mm	1,620	AK43306076F
4"	101.6	157	97.38	116	2.11	135	8/M10 x 40mm	2,850	AK43306101F

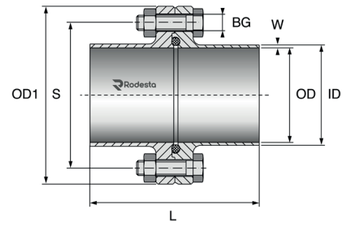

INCH - HNBR | **Flange connection F** | AK4-330

INCH	OD	OD1	ID	L	W	S	BG	Kg	HNBR
1/2"	12.7	54	9.4	80	1.65	37	4/M8 x 30mm	0,330	AK43306012H
3/4"	19.05	59	15.75	80	1.65	42	4/M8 x 30mm	0,390	AK43306019H
1"	25.4	66	22.1	80	1.65	49	4/M8 x 30mm	0,480	AK43306025H
1-1/2"	38.1	79	34.8	90	1.65	62	4/M8 x 30mm	0,670	AK43306038H
2"	50.8	92	47.5	90	1.65	75	4/M8 x 30mm	0,850	AK43306050H
2-1/2"	63.5	107	60.2	108	1.65	89	8/M8 x 30mm	1,080	AK43306063H
3"	76.2	125	72.9	112	1.65	104	8/M10 x 35mm	1,620	AK43306076H
4"	101.6	157	97.38	116	2.11	135	8/M10 x 40mm	2,850	AK43306101H

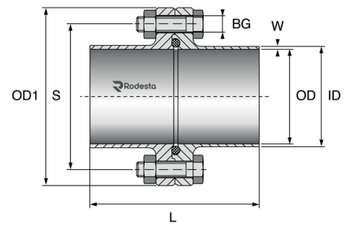

INCH - PTFE | **Flange connection F** | AK4-330

INCH	OD	OD1	ID	L	W	S	BG	Kg	PTFE
1/2"	12.7	54	9.4	80	1.65	37	4/M8 x 30mm	0,330	AK43306012P
3/4"	19.05	59	15.75	80	1.65	42	4/M8 x 30mm	0,390	AK43306019P
1"	25.4	66	22.1	80	1.65	49	4/M8 x 30mm	0,480	AK43306025P
1-1/2"	38.1	79	34.8	90	1.65	62	4/M8 x 30mm	0,670	AK43306038P
2"	50.8	92	47.5	90	1.65	75	4/M8 x 30mm	0,850	AK43306050P
2-1/2"	63.5	107	60.2	108	1.65	89	8/M8 x 30mm	1,080	AK43306063P
3"	76.2	125	72.9	112	1.65	104	8/M10 x 35mm	1,620	AK43306076P
4"	101.6	157	97.38	116	2.11	135	8/M10 x 40mm	2,850	AK43306101P

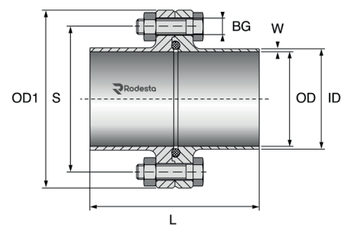

AK4-335 | **Nut flange NF** | INCH

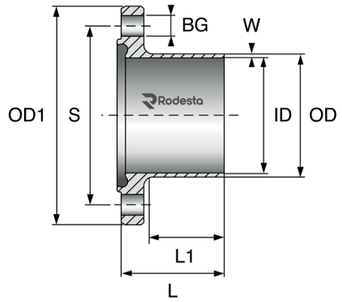

INCH	OD	OD1	ID	L	L1	W	S	BG	Kg	316L
1/2"	12.7	54	9.4	41.5	26	1.65	37	4 x 9mm	0,150	AK43356012
3/4"	19.05	59	15.75	41.5	26	1.65	42	4 x 9mm	0,210	AK43356019
1"	25.4	66	22.1	41.5	26	1.65	49	4 x 9mm	0,240	AK43356025
1-1/2"	38.1	79	34.8	46.5	31	1.65	62	4 x 9mm	0,340	AK43356038
2"	50.8	92	47.5	46.5	31	1.65	75	4 x 9mm	0,440	AK43356050
2-1/2"	63.5	107	60.2	55.5	42	1.65	89	8 x 9mm	0,560	AK43356063
3"	76.2	125	72.9	57.5	42	1.65	104	8 x 11mm	0,830	AK43356076
4"	101.6	157	97.38	59.5	42	2.11	135	8 x 11mm	1,450	AK43356101

AK4-340 | **Liner flange BF** | INCH

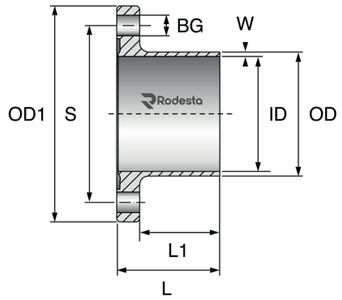

INCH	OD	OD1	ID	L	L1	W	S	BG	Kg	316L
1/2"	12.7	54	9.4	40	26	1.65	37	4 x 9mm	0,160	AK43406012
3/4"	19.05	59	15.75	40	26	1.65	42	4 x 9mm	0,200	AK43406019
1"	25.4	66	22.1	40	26	1.65	49	4 x 9mm	0,240	AK43406025
1-1/2"	38.1	79	34.8	45	31	1.65	62	4 x 9mm	0,330	AK43406038
2"	50.8	92	47.5	45	31	1.65	75	4 x 9mm	0,410	AK43406050
2-1/2"	63.5	107	60.2	54	42	1.65	89	8 x 9mm	0,530	AK43406063
3"	76.2	125	72.9	56	42	1.65	104	8 x 11mm	0,800	AK43406076
4"	101.6	157	97.38	58	42	2.11	135	8 x 11mm	1,410	AK43406101

AK4-345 | **Blind nut flange BNF** | INCH

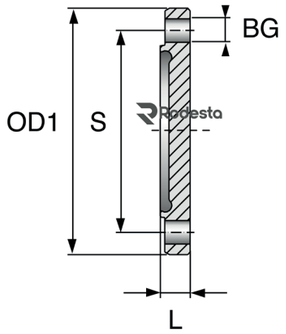

INCH	OD1	L	S	BG	Kg	316L
1/2"	54	11.5	37	4 x 9mm	0,180	AK43456012
3/4"	59	11.5	42	4 x 9mm	0,220	AK43456019
1"	66	11.5	49	4 x 9mm	0,240	AK43456025
1-1/2"	79	11.5	62	4 x 9mm	0,340	AK43456038
2"	92	11.5	75	4 x 9mm	0,460	AK43456050
2-1/2"	107	11.5	89	8 x 9mm	0,600	AK43456063
3"	125	13.5	104	8 x 11mm	1,000	AK43456076
4"	157	15.5	135	8 x 11mm	1,900	AK43456101

INCH | **Blind liner flange BBF** | AK4-350

INCH	OD1	L	S	BG	Kg	316L
1/2"	54	10	37	4 x 9mm	0,160	AK43506012
3/4"	59	10	42	4 x 9mm	0,190	AK43506019
1"	66	10	49	4 x 9mm	0,240	AK43506025
1-1/2"	79	10	62	4 x 9mm	0,340	AK43506038
2"	92	10	75	4 x 9mm	0,460	AK43506050
2-1/2"	107	10	89	8 x 9mm	0,610	AK43506063
3"	125	12	104	8 x 11mm	1,010	AK43506076
4"	157	14	135	8 x 11mm	1,920	AK43506101

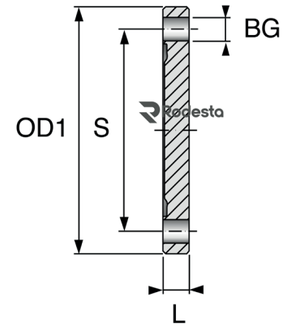

INCH - EPDM | **Clamp connection K** | AK4-355

INCH	OD	ID	L	W	F	Kg	EPDM
1/2"	12.7	9.4	76	1.65	34	0,180	AK43556012E
3/4"	19.05	15.75	76	1.65	34	0,180	AK43556019E
1"	25.4	22.1	76	1.65	50.5	0,480	AK43556025E
1-1/2"	38.1	34.8	77	1.65	64	0,470	AK43556038E
2"	50.8	47.5	88	1.65	77.5	0,460	AK43556050E
2-1/2"	63.5	60.2	88	1.65	91	0,570	AK43556063E
3"	76.2	72.9	89	1.65	106	0,740	AK43556076E
4"	101.6	97.38	113	2.11	130	0,900	AK43556101E

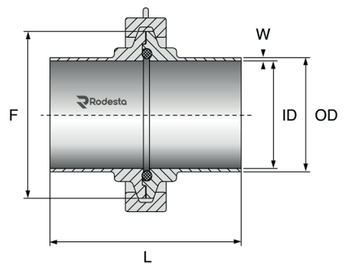

INCH - FKM | **Clamp connection K** | AK4-355

INCH	OD	ID	L	W	F	Kg	FKM
1/2"	12.7	9.4	76	1.65	34	0,180	AK43556012F
3/4"	19.05	15.75	76	1.65	34	0,180	AK43556019F
1"	25.4	22.1	76	1.65	50.5	0,480	AK43556025F
1-1/2"	38.1	34.8	77	1.65	64	0,470	AK43556038F
2"	50.8	47.5	88	1.65	77.5	0,460	AK43556050F
2-1/2"	63.5	60.2	88	1.65	91	0,570	AK43556063F
3"	76.2	72.9	89	1.65	106	0,740	AK43556076F
4"	101.6	97.38	113	2.11	130	0,900	AK43556101F

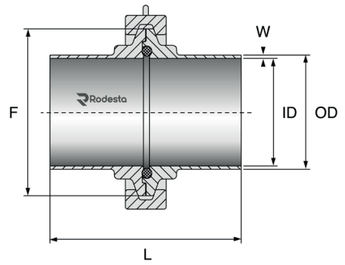

AK4-355 | **Clamp connection K** | INCH - HNBR

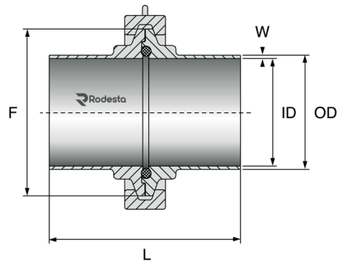

INCH	OD	ID	L	W	F	Kg	HNBR
1/2"	12.7	9.4	76	1.65	34	0,180	AK43556012H
3/4"	19.05	15.75	76	1.65	34	0,180	AK43556019H
1"	25.4	22.1	76	1.65	50.5	0,480	AK43556025H
1-1/2"	38.1	34.8	77	1.65	64	0,470	AK43556038H
2"	50.8	47.5	88	1.65	77.5	0,460	AK43556050H
2-1/2"	63.5	60.2	88	1.65	91	0,570	AK43556063H
3"	76.2	72.9	89	1.65	106	0,740	AK43556076H
4"	101.6	97.38	113	2.11	130	0,900	AK43556101H

AK4-355 | **Clamp connection K** | INCH - PTFE

INCH	OD	ID	L	W	F	Kg	PTFE
1/2"	12.7	9.4	76	1.65	34	0,180	AK43556012P
3/4"	19.05	15.75	76	1.65	34	0,180	AK43556019P
1"	25.4	22.1	76	1.65	50.5	0,480	AK43556025P
1-1/2"	38.1	34.8	77	1.65	64	0,470	AK43556038P
2"	50.8	47.5	88	1.65	77.5	0,460	AK43556050P
2-1/2"	63.5	60.2	88	1.65	91	0,570	AK43556063P
3"	76.2	72.9	89	1.65	106	0,740	AK43556076P
4"	101.6	97.38	113	2.11	130	0,900	AK43556101P

AK4-360 | **Nut clamp NKS** | INCH

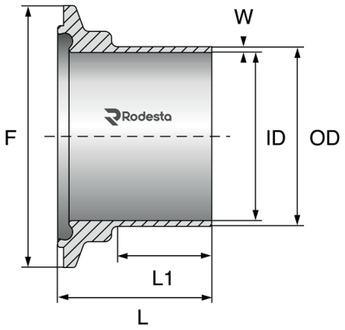

INCH	OD	ID	L	L1	W	F	Kg	316L
1/2"	12.7	9.4	39.5	26	1.65	34	0,050	AK43606012
3/4"	19.05	15.75	39.5	26	1.65	34	0,050	AK43606019
1"	25.4	22.1	40	28	1.65	50.5	0,090	AK43606025
1-1/2"	38.1	34.8	45.5	30	1.65	64	0,140	AK43606038
2"	50.8	47.5	46	30	1.65	77.5	0,170	AK43606050
2-1/2"	63.5	60.2	59	40	1.65	91	0,240	AK43606063
3"	76.2	72.9	60	40	1.65	106	0,300	AK43606076
4"	101.6	97.38	61	40	2.11	130	0,420	AK43606101

INCH | **Liner clamp BKS** | AK4-365

INCH	OD	ID	L	L1	W	F	Kg	316L
1/2"	12.7	9.4	38	26	1.65	34	0,040	AK43656012
3/4"	19.05	15.75	38	26	1.65	34	0,040	AK43656019
1"	25.4	22.1	38.5	28	1.65	50.5	0,080	AK43656025
1-1/2"	38.1	34.8	44	30	1.65	64	0,120	AK43656038
2"	50.8	47.5	44.5	30	1.65	77.5	0,170	AK43656050
2-1/2"	63.5	60.2	57.5	40	1.65	91	0,240	AK43656063
3"	76.2	72.9	58.5	40	1.65	106	0,300	AK43656076
4"	101.6	97.38	59.5	40	2.11	130	0,440	AK43656101

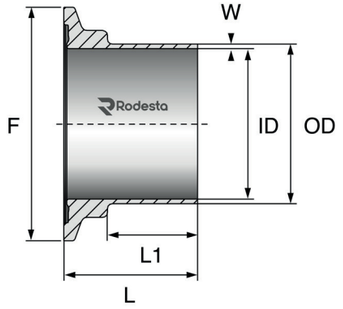

INCH | **Blind nut clamp BNKS** | AK4-370

INCH	L	F	Kg	316L
1/2"	13	34	0,040	AK43706012
3/4"	13	34	0,040	AK43706019
1"	13	50.5	0,100	AK43706025
1-1/2"	13	64	0,100	AK43706038
2"	15	77.5	0,100	AK43706050
2-1/2"	15	91	0,150	AK43706063
3"	15	106	0,220	AK43706076
4"	15	130	0,290	AK43706101

INCH | **Blind liner clamp BBKS** | AK4-375

INCH	L	F	Kg	316L
1/2"	11.5	34	0,040	AK43756012
3/4"	11.5	34	0,040	AK43756019
1"	11.5	50.5	0,100	AK43756025
1-1/2"	11.5	64	0,100	AK43756038
2"	13.5	77.5	0,100	AK43756050
2-1/2"	13.5	91	0,150	AK43756063
3"	13.5	106	0,220	AK43756076
4"	13.5	130	0,290	AK43756101

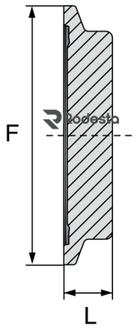



AK4-380 | **O-ring** | DIN - EPDM

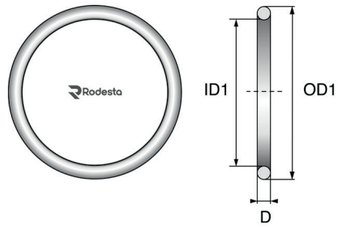

DIN	OD1	ID1	D	Kg	EPDM
DN 10 (DN 8 ISO) (1/2")	19	12	3.5	0,001	AK438002012
DN 15 (3/4")	25	18	3.5	0,001	AK438002018
DN 20	29	22	3.5	0,001	AK438002022
DN 25	35	28	3.5	0,001	AK438002028
DN 32	44	34	5	0,002	AK438002034
DN 40	50	40	5	0,003	AK438002040
DN 50	62	52	5	0,003	AK438002052
DN 65	78	68	5	0,005	AK438002068
DN 80	93	83	5	0,006	AK438002083
DN 100	112	102	5	0,007	AK438002102
DN 125	137	127	5	0,008	AK438002127
DN 150	162	152	5	0,008	AK438002152

AK4-380 | **O-ring** | DIN - FKM

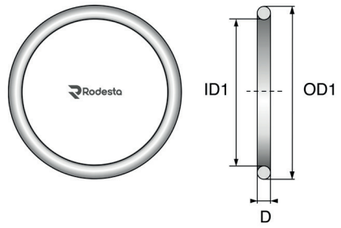

DIN	OD1	ID1	D	Kg	FKM
DN 10 (DN 8 ISO) (1/2")	19	12	3.5	0,001	AK438004012
DN 15 (3/4")	25	18	3.5	0,001	AK438004018
DN 20	29	22	3.5	0,001	AK438004022
DN 25	35	28	3.5	0,001	AK438004028
DN 32	44	34	5	0,002	AK438004034
DN 40	50	40	5	0,003	AK438004040
DN 50	62	52	5	0,003	AK438004052
DN 65	78	68	5	0,005	AK438004068
DN 80	93	83	5	0,006	AK438004083
DN 100	112	102	5	0,007	AK438004102
DN 125	137	127	5	0,008	AK438004127
DN 150	162	152	5	0,008	AK438004152

AK4-380 | **O-ring** | DIN - HNBR

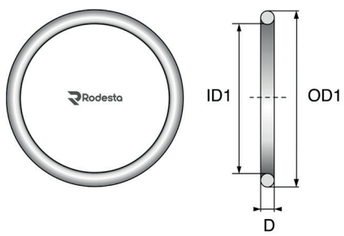

DIN	OD1	ID1	D	Kg	HNBR
DN 10 (DN 8 ISO) (1/2")	19	12	3.5	0,001	AK438006012
DN 15 (3/4")	25	18	3.5	0,001	AK438006018
DN 20	29	22	3.5	0,001	AK438006022
DN 25	35	28	3.5	0,001	AK438006028
DN 32	44	34	5	0,002	AK438006034
DN 40	50	40	5	0,003	AK438006040
DN 50	62	52	5	0,003	AK438006052
DN 65	78	68	5	0,005	AK438006068
DN 80	93	83	5	0,006	AK438006083
DN 100	112	102	5	0,007	AK438006102
DN 125	137	127	5	0,008	AK438006127
DN 150	162	152	5	0,008	AK438006152



DIN - PTFE | **O-ring** | AK4-380

DIN	OD1	ID1	D	Kg	PTFE
DN 10 (DN 8 ISO) (1/2")	19	12	3.5	0,001	AK438005012
DN 15 (3/4")	25	18	3.5	0,001	AK438005018
DN 20	29	22	3.5	0,001	AK438005022
DN 25	35	28	3.5	0,001	AK438005028
DN 32	44	34	5	0,002	AK438005034
DN 40	50	40	5	0,003	AK438005040
DN 50	62	52	5	0,003	AK438005052
DN 65	78	68	5	0,005	AK438005068
DN 80	93	83	5	0,006	AK438005083
DN 100	112	102	5	0,007	AK438005102
DN 125	137	127	5	0,008	AK438005127
DN 150	162	152	5	0,008	AK438005152

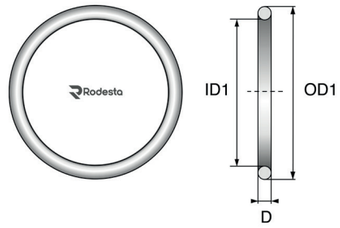

ISO - EPDM | **O-ring** | AK4-385

DIN	OD1	ID1	D	Kg	EPDM
DN 10 (DN 8 ISO) (1/2")	19	12	3.5	0,001	AK438002012
DN 10 ISO	22	16	3.5	0,001	AK438502016
DN 15 ISO	27	20	3.5	0,001	AK438502020
DN 20 ISO	33	26	3.5	0,001	AK438502026
DN 25 ISO	42	32	5	0,002	AK438502032
DN 32 ISO	50	40.5	5	0,003	AK438502040
DN 40 ISO	56	46.5	5	0,003	AK438502046
DN 50 ISO	68	58.5	5	0,004	AK438502058
DN 65 ISO	83	73.5	5	0,005	AK438502073
DN 80 ISO	96	86.5	5	0,006	AK438502086
DN 100 ISO	121	111	5	0,008	AK438502111

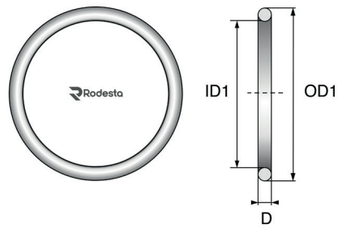

ISO - FKM | **O-ring** | AK4-385

DIN	OD1	ID1	D	Kg	FKM
DN 10 (DN 8 ISO) (1/2")	19	12	3.5	0,001	AK438004012
DN 10 ISO	22	16	3.5	0,001	AK438504016
DN 15 ISO	27	20	3.5	0,001	AK438504020
DN 20 ISO	33	26	3.5	0,001	AK438504026
DN 25 ISO	42	32	5	0,002	AK438504032
DN 32 ISO	50	40.5	5	0,003	AK438504040
DN 40 ISO	56	46.5	5	0,003	AK438504046
DN 50 ISO	68	58.5	5	0,004	AK438504058
DN 65 ISO	83	73.5	5	0,005	AK438504073
DN 80 ISO	96	86.5	5	0,006	AK438504086
DN 100 ISO	121	111	5	0,008	AK438504111

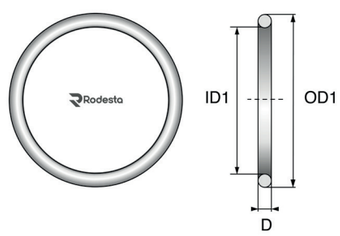

AK4-385 | **O-ring** | ISO - HNBR

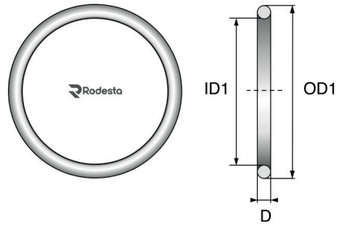

DIN	OD1	ID1	D	Kg	HNBR
DN 10 (DN 8 ISO) (1/2")	19	12	3.5	0,001	AK438006012
DN 10 ISO	22	16	3.5	0,001	AK438506016
DN 15 ISO	27	20	3.5	0,001	AK438506020
DN 20 ISO	33	26	3.5	0,001	AK438506026
DN 25 ISO	42	32	5	0,002	AK438506032
DN 32 ISO	50	40.5	5	0,003	AK438506040
DN 40 ISO	56	46.5	5	0,003	AK438506046
DN 50 ISO	68	58.5	5	0,004	AK438506058
DN 65 ISO	83	73.5	5	0,005	AK438506073
DN 80 ISO	96	86.5	5	0,006	AK438506086
DN 100 ISO	121	111	5	0,008	AK438506111

AK4-385 | **O-ring** | ISO - PTFE

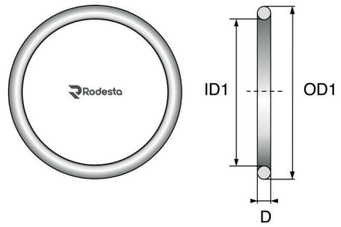

DIN	OD1	ID1	D	Kg	PTFE
DN 10 (DN 8 ISO) (1/2")	19	12	3.5	0,001	AK438005012
DN 10 ISO	22	16	3.5	0,001	AK438505016
DN 15 ISO	27	20	3.5	0,001	AK438505020
DN 20 ISO	33	26	3.5	0,001	AK438505026
DN 25 ISO	42	32	5	0,002	AK438505032
DN 32 ISO	50	40.5	5	0,003	AK438505040
DN 40 ISO	56	46.5	5	0,003	AK438505046
DN 50 ISO	68	58.5	5	0,004	AK438505058
DN 65 ISO	83	73.5	5	0,005	AK438505073
DN 80 ISO	96	86.5	5	0,006	AK438505086
DN 100 ISO	121	111	5	0,008	AK438505111

AK4-390 | **O-ring** | INCH- EPDM

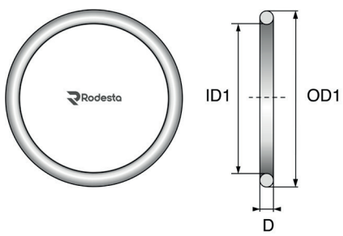

INCH	OD1	ID1	D	Kg	EPDM
DN 10 (DN 8 ISO) (1/2")	19	12	3.5	0,001	AK438002012
DN 15 (3/4")	25	18	3.5	0,001	AK439002018
1"	31	24	3.5	0,001	AK439002024
1-1/2"	47	37	5	0,002	AK439002037
2"	60	50	5	0,003	AK439002050
2-1/2"	72	62	5	0,004	AK439002062
3"	85	75	5	0,006	AK439002075
4"	110	100	5	0,008	AK439002100

INCH - FKM | **O-ring** | AK4-390

INCH	OD1	ID1	D	Kg	FKM
DN 10 (DN 8 ISO) (1/2")	19	12	3.5	0,001	AK438004012
DN 15 (3/4")	25	18	3.5	0,001	AK439004018
1"	31	24	3.5	0,001	AK439004024
1-1/2"	47	37	5	0,002	AK439004037
2"	60	50	5	0,003	AK439004050
2-1/2"	72	62	5	0,004	AK439004062
3"	85	75	5	0,006	AK439004075
4"	110	100	5	0,008	AK439004100

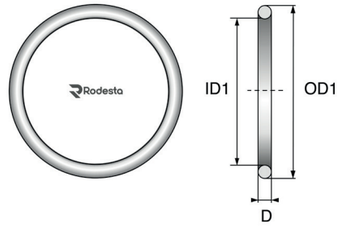

INCH - HNBR | **O-ring** | AK4-390

INCH	OD1	ID1	D	Kg	HNBR
DN 10 (DN 8 ISO) (1/2")	19	12	3.5	0,001	AK438006012
DN 15 (3/4")	25	18	3.5	0,001	AK439006018
1"	31	24	3.5	0,001	AK439006024
1-1/2"	47	37	5	0,002	AK439006037
2"	60	50	5	0,003	AK439006050
2-1/2"	72	62	5	0,004	AK439006062
3"	85	75	5	0,006	AK439006075
4"	110	100	5	0,008	AK439006100

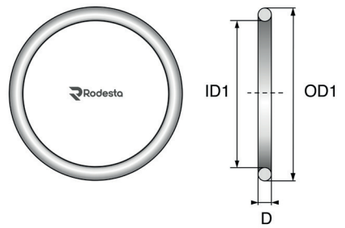

INCH - PTFE | **O-ring** | AK4-390

INCH	OD1	ID1	D	Kg	PTFE
DN 10 (DN 8 ISO) (1/2")	19	12	3.5	0,001	AK438005012
DN 15 (3/4")	25	18	3.5	0,001	AK439005018
1"	31	24	3.5	0,001	AK439005024
1-1/2"	47	37	5	0,002	AK439005037
2"	60	50	5	0,003	AK439005050
2-1/2"	72	62	5	0,004	AK439005062
3"	85	75	5	0,006	AK439005075
4"	110	100	5	0,008	AK439005100

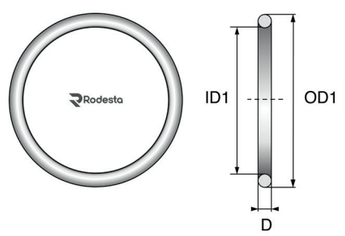

AK4-395 | **Bolt set**

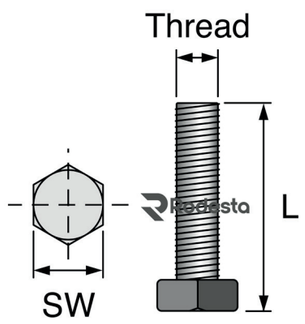

DIN	L	SW	Kg	316L
DN 10	30	13	0,07	AK43956010
DN 65	30	13	0,14	AK43956065
DN 80	35	17	0,34	AK43956080
DN 100	40	17	0,36	AK43956100
DN 150	50	19	0,4	AK43956150

ZK-405 | **Nut F** | DIN - INCH - ISO

DN	ID1	OD1	L	L1	Rd	Kg	304L	316L
DN 10 (ISO)	19	38	18	15	Rd 28 x 1/8"	0,070	ZK4054010	ZK4056010
DN 15 (ISO)	25	44	18	15	Rd 34 x 1/8"	0,080	ZK4054015	ZK4056015
DN 20 (ISO)	31	54	20	17	Rd 44 x 1/6"	0,130	ZK4054020	ZK4056020
DN 25 (ISO) (1")	36	63	21	18	Rd 52 x 1/6"	0,180	ZK4054025	ZK4056025
DN 32 (1-1/4")	42.5	70	21	18	Rd 58 x 1/6"	0,220	ZK4054032	ZK4056032
DN 32 ISO	42.5	70	21	18	Rd 58 x 1/6"	0,220	ZK4054032ISO	ZK4056032ISO
DN 40 (ISO) (1-1/2")	49	78	21	18	Rd 65 x 1/6"	0,250	ZK4054040	ZK4056040
DN 50 (ISO) (2")	62	92	22	19	Rd 78 x 1/6"	0,330	ZK4054050	ZK4056050
DN 65 (ISO) (2-1/2")	80	112	25	21	Rd 95 x 1/6"	0,550	ZK4054065	ZK4056065
DN 75 (3")	86.5	120	26	21	Rd 104 x 1/6"	0,650	ZK4054075	ZK4056075
DN 80 (ISO) (3")	94	127	29	25	Rd 110 x 1/4"	0,800	ZK4054080	ZK4056080
DN 90	104	138	30	26	Rd 120 x 1/4"	0,900	ZK4054090	ZK4056090
DN 100 (ISO) (4")	115	148	31	26	Rd 130 x 1/4"	1,080	ZK4054100	ZK4056100
DN 125	138	178	35	30	Rd 160 x 1/4"	1,450	ZK4054125	ZK4056125
DN 125 (ISO)	140	178	40	34	Rd 190 x 1/4"	1,880	ZK4054125ISO	ZK4056125ISO
DN 150	164	210	40	34	Rd 190 x 1/4"	1,880	ZK4054150	ZK4056150
DN 150 (ISO)	169	210	44	38	Rd 190 x 1/4"	3,970	ZK4054150ISO	ZK4056150ISO
DN 200	215	260	44	38	Rd 240 x 1/4"	3,970	ZK4054200	ZK4056200

TC-165 | **Clamp** | Double pin with two wing nuts

INCH	L	F	Kg	304
1/2" - 3/4"	75	25	0,17	TC1654025
DN 10/15/20	85	34	0,17	TC1654034
1" - 1-1/2"	102	50.5	0,24	TC1654050
2"	123	64	0,33	TC1654064
2-1/2"	140	77.5	0,38	TC1654077
3"	150	91	0,44	TC1654091
DN 80	165	106	0,44	TC1654106
4"	185	119	0,57	TC1654119
4-1/2"	191	130	0,60	TC1654130
5"	215	144,4	0,75	TC1654144
DN 125	252	155	1,39	TC1654155
6"	262	167	1,40	TC1654167

Double pin with two wing nuts | **Clamp** | TC-165

INCH	L	F	Kg	304
DN 150	280	183	1,69	TC1654183
8"	325	217.4	2,19	TC1654217
DN 200	333	233.5	2,34	TC1654233
10"	382	268	2,78	TC1654268
10-5/8"	405	286.1	2,97	TC1654286
12"	458	319	3,37	TC1654319

Rodesta B.V.

Disclaimer and liability exclusion

Liability exclusion

Rodesta B.V. compiles its website, brochures, and catalogs with the utmost care and strives to keep the information as up-to-date, complete, and accurate as possible. However, no rights can be derived from this information. Rodesta B.V. cannot be held liable for any inaccuracies, omissions, or outdated information in its publications and communications.

Rodesta B.V. is not liable for any damage, whether direct or indirect, resulting from the use of its products in applications for which they were not designed. Furthermore, Rodesta B.V. does not accept liability for consequential damages, business interruptions, or any other indirect damages arising from the use of its products.

Rodesta B.V. reserves the right to make changes and corrections to its publications and online information without prior notice. If you notice an error or have any questions, please contact us at:
customerservice@rodesta.com

Intellectual property rights

All intellectual property rights related to texts, designs, and illustrations on the website, brochures, and catalogs of Rodesta B.V. are owned by Rodesta B.V., unless stated otherwise. The use of this information is only permitted with prior written consent from Rodesta B.V. It is strictly prohibited to copy, distribute, or use any copyrighted content of Rodesta B.V. for commercial purposes without written approval.

Third-party information

Rodesta B.V. accepts no responsibility for the accuracy, completeness, or legality of information provided by third parties via our website, brochures, or catalogs. External links, images, or texts from third parties are the responsibility of the respective provider and do not imply approval or endorsement by Rodesta B.V.

Follow Rodesta on social media

Stay up to date with our latest updates and products.



Beckeringhstraat 47 | 3762 EV Soest | Nederland
+31 (0)35 60 30 444 | sales@rodesta.com | rodesta.com