

# Video Auditions Guide 2025

national  
youth  
theatre<sup>®</sup>



# Auditions Guide 2025

national<sup>®</sup>  
youth  
theatre

**Every year, we run courses around the UK for young people who want to become members of the National Youth Theatre.**

After your course you'll become a NYT member, giving you access to exclusive opportunities including castings for NYT and professional shows, access to professional R&Ds, free creative leadership and facilitation training, complimentary tickets, and much more.

This guide provides all the information you need to audition for NYT this year. We'll tell you exactly how to apply, and answer any questions you might have about the process.

## **This guide includes:**

- About the Courses
- Audition Routes
- Important Dates
- How to Apply
- Results
- Bursaries



If you have any questions about anything in this guide, please email **[auditionsandcourses@nyt.org.uk](mailto:auditionsandcourses@nyt.org.uk)**.



# About the Courses 2025

national  
youth  
theatre<sup>®</sup>

**We offer different courses depending on your age, where you're based, and whether you want to take part in the summer, during weekends, or online.**

Led by industry professionals, our courses focus on developing key theatre-making and performance skills including voice, movement, characterisation, improvisation, text work, and devising. Each course culminates in a sharing of devised work to family and friends.

## Eligibility

In order to audition, you must be between the ages of 14-25 (or up to age 30 if learning disabled) on 31st July 2025. If you are successful, ID to verify your age may be required before the course start date.

## Summer Courses for 14-17 Year Olds

- |              |             |
|--------------|-------------|
| 📍 London     | 📍 Glasgow   |
| 📍 Manchester | 📍 Newcastle |
| 📍 Birmingham | 📍 Liverpool |
| 📍 Bristol    |             |

- 📅 2-week intensive course
- 👥 30 participants per course
- 💰 £595 (bursaries available)

Best suited if you are...

- Looking for an intensive summer course
- Interested in exploring and developing theatre-making skills



# About the Courses

## 2025

national<sup>®</sup>  
youth  
theatre

### Summer Course for 18-21 Year Olds

- 📍 University of Leeds
- 📅 17 2.5-week intensive course
- 👥 30 participants per course
- 💰 £700 (*bursaries available*)
- 🏠 Accommodation available

Best suited if you are...

- Looking for an intensive summer course
- Interested in developing theatre-making skills with a group of young people and industry professionals



### Summer Course for 22-25 Year Olds

- 📍 London
- 📅 17 3-week intensive course
- 👥 30 participants per course
- 💰 £760 (*bursaries available*)
- 🏠 Accommodation available

Best suited if you are...

- Looking for an intensive actor training course
- Interested in the process of devising and theatre-making with a professional theatre company or creative team




# About the Courses

## 2025


national<sup>®</sup>  
youth  
theatre

### Weekend Part-Time Courses for 18-25 Year Olds

📍 London

 17 Ten full-day sessions on consecutive Saturday or Sundays throughout summer or autumn

 30 participants per course

 £495 (*bursaries available*)


Best suited if you are...

- Based in or around London
- Balancing the course with work or study commitments
- Interested in developing theatre-making skills with a group of young people and industry professionals




### Online Courses for 14-17 and 18-25 Year Olds

📍 Zoom

 17 Ten half-day sessions on Saturdays from Sept-Dec 2025

 20 participants per course

 £275 (*bursaries available*)

Best suited if you are...

- Unable to travel to a regional course
- Balancing the course with work or study commitments
- Interested in digital performance and the ways in which technology can be used in theatre

# Important Dates 2025

**Before you apply, please make a note of the below dates to remember key deadlines and results days.**

**27th February:** Self-Tape Submission Deadline

*Any self-tapes submitted after 11:59pm on this date will be considered for the 2026 intake*

**6th March:** Self-Tape Results

*If successful, you will be invited to book a Second-Round Digital Recall later in March*

**12th-30th March:** Second-Round Digital Recalls

*Your Digital Recall will be a 30-minute one-to-one audition on a date and time that suits you*

**7th-11th April:** Under 18s Results Week

*Results for all participants regardless of audition route*

**28th April - 2nd May:** Over 18s Results Week

*Results for all participants regardless of audition route*

**2nd July:** Payment Deadline

*Payment deadline for all courses*

# Video Auditions: Self-Tapes 2025

national<sup>®</sup>  
youth  
theatre

**To apply via our video auditions route, record a video of yourself performing a monologue and answering the below questions.**

You don't need any fancy filming equipment - we actively encourage applications filmed on smartphones or other basic equipment! Please see the next page for more self-tape top tips.

If you want to film your introduction, monologue, and answers to the questions separately before editing it together, you can. You can also record it all in one take if you wish. Your editing skills will not affect your audition.

## **What should I include in my self-tape?**

**1. Introduction** - your name, pronouns, age, where you are from, and anything else you'd like to share with us!

**2. Monologue** - film yourself performing a monologue from a play, film, or TV show (no longer than two minutes).

**3. Questions** - at either the beginning or end of your self-tape, please answer the three questions below:

- Why do you want to join the National Youth Theatre?
- Other than acting, tell us about something you're passionate about.
- Tell us a fun fact about yourself.

# Video Auditions: Self-Tapes 2025

national<sup>®</sup>  
youth  
theatre

## How do I film a self-tape?

Whether you've filmed a self-tape before or this is your first time recording yourself acting, below are some top tips to get you started.

Please note that this is just a guide and the quality of your self-tape will not affect your audition - it's your acting we're interested in!

### Choose a quiet setting

If possible, try and find a plain wall to use as your background. The source of light should be in front of you so we can see your face (don't sit in front of a window or lamp!). Lastly, ensure background noise is kept to a minimum so as not to distract from your monologue.



### Framing

We recommend that you film your self-tape landscape (save portrait filming for TikTok!). Position your camera at eye level, and move a few steps back from the camera so we can see your physicality as well as your facial expressions.

### Eyeline

When performing your monologue, imagine that the person you're speaking to is just to the right or left of your camera (which should be at eye level). If it helps, you could place something off-camera to fix your gaze where the person you're speaking to would be.



# Video Auditions: Self-Tapes 2025

national<sup>®</sup>  
youth  
theatre

## How do I submit my self-tape?

Once you've created your self-tape, upload it to YouTube as an unlisted video. This means it is only able to be watched by people that you share the link with, and not general users on the platform.

Please title your self-tape with your first and last name as it is listed on your Hub Subscription, e.g. Joe Bloggs - NYT Audition.

Once you have uploaded your video to YouTube, submit the link via your NYT profile.

**Remember:** only one self-tape can be submitted per year, and once you have submitted your self-tape, you cannot submit another one. We recommend doing multiple takes and submitting the version you are happy with.

### Things to check:

- Once uploaded, watch your self-tape in full before submitting the link to ensure that your entire tape is there.
- Make sure that the link works - you can test this by sending it to a trusted friend or family member and asking them to click on it.
- Copy and paste the link to your NYT profile carefully and double-check that it has copied over accurately before you submit.

If there are technical issues with your tape, we will be in touch via email to ask for another version or offer troubleshooting guidance.

**Submission Deadline: Thursday 27th February 2025, 11:59pm**

# Video Auditions: Recalls 2025

national<sup>®</sup>  
youth  
theatre

**All self-tapes are reviewed by the NYT audition panel, who then select who is invited to a recall.**

You will find out whether or not you have been recalled on **Thursday 6th March 2025**. If you are successful, you will be invited to book a digital recall slot on a date and time that suits you in March 2025.

## **What should I prepare for my recall?**

For your recall, you will need to prepare:

**A short monologue (2 mins max) from a play, film, or TV show. This can be the same one you performed for your self-tape.**

Your auditioner will be looking for the following things from your monologue, so have a think about them when you are rehearsing:

- Use of vocal range
- Physical approach and quality
- Emotional connection to the text

You may also prepare a poem or song if you wish. Please be aware that this is not expected/mandatory, and your auditioner may not have time to see this in your recall.

You'll also be asked about yourself and your interests, so it's a good idea to have a think about what you might like to say. This doesn't have to be related to performance, so if you're just starting out and have little experience but big dreams, say so!

# Video Auditions: Recalls 2025

## What happens at the recall?

On the date and time of your recall, you will log onto Zoom and meet (digitally) with other young people auditioning at the same time as you, as well as a current member of NYT who can answer any questions you have before your audition.


From here, you will be placed into an individual breakout room with the auditioner running your recall and a NYT Ambassador (a current member). You will spend about 20 minutes with your auditioner where you will perform the monologue that you have prepared.

You will also have time to talk to your auditioner. They may re-direct you, ask you to do something a different way, or they might just ask you some questions about your life and your journey up to this point.

## Where should I do my recall?

All recalls take place digitally on Zoom. We advise that you undertake your recall in a private place where you feel comfortable to perform your monologue.

Please note: NYT may record digital recalls for safeguarding purposes. Any recordings made will be stored in accordance with our GDPR Policy.





## Results are emailed out on a rolling basis throughout Results Week.

Results Weeks are as follows:

- **Under 18s:** Monday 7th - Friday 11th April
- **Over 18s:** Mon 28th April - Friday 2nd May

Ahead of Results Week, **please ensure the following:**

- Check that your email address is correct on your NYT profile
- Add [nytresults@nyt.org.uk](mailto:nytresults@nyt.org.uk) to your approved contact list
- Check your junk folders in case our emails land there by mistake

## Frequently Asked Questions

### How do you decide who gets a place?

Each year the company is selected by a dedicated panel of industry professionals, NYT staff and alumni. We are searching for emerging talent from around the country, and are looking for a company who represent the diversity of Britain's youth.

### I didn't receive my result - what should I do?

If you don't receive your audition result by the Monday following Results Week, please get in touch by emailing **[nytresults@nyt.org.uk](mailto:nytresults@nyt.org.uk)**.

For missing self-tape results, please contact us by Sunday 9th March so there is time to offer you a digital recall if you were successful.

For missing recall results, please contact us by **Friday 9th May**. If you don't receive your result and have not contacted us by this date, we may no longer be able to consider your application.

## **Can I get feedback on my audition?**

Due to the number of young people we meet, we are unfortunately unable to provide individual feedback on auditions.

## **What happens if I don't get a place?**

If you don't get a place this time, there are still so many ways to be involved with NYT. As Hub Subscribers, you have access to all the online masterclasses and workshops for the year, as well as other opportunities listed on the Hub. Many of our members auditioned several times before gaining a place, so it's important not to give up, and to utilise all the opportunities provided as part of the Hub.



You may also want to consider our backstage courses to gain further knowledge in:

- Costume Design and Making
- Lighting, Video and Projection
- Stage Sound Design and Composition
- Scenic Construction and Set Design
- Stage Management

## **We offer bursaries to help those facing financial hardship take part in our courses and productions.**

Bursaries may include partial or full coverage of course fees, travel, accommodation where relevant, and subsistence.

There are many circumstances that might mean someone is eligible for bursary support. These may include but are not limited to:

- Being in Care/a Care Leaver
- Being a Refugee
- Being a Full or Part-Time Carer
- Being a Single Parent
- Being in Receipt of Benefits
- Being Homeless
- Having a Low Household Income
- Being in Receipt of Free School Meals

If you are successful in gaining a place on one of our courses, you will receive more information about how to apply for a bursary in your acceptance email.

Please be aware that NYT receives a very large number of applications, and demand for our bursary always outstrips the supply we have. Our Development Team work very hard each year to increase the available funds for bursaries, but we are not able to support everyone who applies to the bursary fund and give priority those most in need.