






The NYT REP Company present

let the right one in

Visual Cue Guide

This document will contain spoilers for the production, and highlights key moments of light changes, sound effects and violence.

On the box in front of you there are 3 colour lights, that will flash either during or in advance of an event

-  Red light - Violence
-  Yellow light - Sound
-  Green light - Lights

If you would like more details about each cue, please read the cue description

LED lights rippling across backdrop auditorium are used throughout

The NYT REP Company present

let the right one in

Visual Cue Guide

ACT 1

Cue	Estimated timing in from start of Act 1	Cue Type	Cue Description
1	2 mins	Yellow - Sound	Whistle, children playing, loud music
2	3 mins	Yellow - Sound	Weather forecast jingle
3	4 mins	Red - Violence	Hakan attacks Torkel with a gas mask
4	5 mins	Yellow - Sound	Loud sound effect and lighting change
5	6 mins	Red - Violence	Children bullying Oskar
6	7 mins	Yellow - Sound	Weather forecast zing

Visual Cue Guide

ACT 1

Cue	Estimated timing in from start of Act 1	Cue type	Cue Description
7	8 mins	Red - Violence	Hakan drains Torkel's blood
8	9 mins	Yellow - Sound	Scream, police sirens
9	10 mins	Green - Lights	Flashing blue lights
10	15 mins	Yellow - Sound	Loud sounds,school bell, darkness
11	16 mins	Yellow - Sound	Very loud moment - loud music, loud school bell, darkness
12	18 mins	Red - Violence	Children bullying Oskar
13	22 mins	Yellow - Sound	Train sound effect and lighting change
14	25 mins	Red - violence	Jocke being attacked by Eli, loud swelling music

Visual Cue Guide

ACT 1

Cue	Estimated timing in from start of Act 1	Cue type	Cue Description
15	34 mins	Yellow - Sound	Very loud whistle, loud dance music with bass drop, flashing lights
16	35 mins	Yellow - Sound	Loud whistles, loud dance music, loud sounds
17	38 mins	Yellow - Sound	Short return of dance music
18	44 mins	Yellow - Sound	Loud whistle, loud sounds, children playing
19	46 mins	Red - Violence	Children bullying Oskar
20	49 mins	Red - Violence	Hakan attacks Micke with gas mask
21	51 mins	Red - Violence	Hakan pours acid on himself, haze, loud screaming, flashing lights and loud sound effects
22	52 mins	Green - Lights	Long blackout, voices talking during blackout

Visual Cue Guide

ACT 1

Cue	Estimated timing in from start of Act 1	Cue type	Cue Description
23	55 mins	Green - Lights	Blackout for end of Act 1

End of Act 1

Visual Cue Guide

ACT 2

Cue	Estimated timing in from start of Act 2	Cue Type	Cue Description
1	immediate	Yellow - Sound	Blackout to open show, weather report zing sound
2	4 mins	Red - Violence	Eli drinking Hakan's blood, murder on stage
3	5 mins	Yellow - sound	Flashing lights, loud sting of sound
4	7 mins	Red - Violence	Oskar cuts himself, blood on stage sound accompanies
5	8 mins	Yellow - Sound	Loud screaming, loud sound effects, blackout and followed by weather forecast zing
6	10 mins	Red - Violence	Children bullying Oskar, loud sounds, Oskar fights back & hits Jonny
7	12 mins	Red - Violence	Mum slaps Oskar
8	15 mins	Red - Violence	Eli bleeds from all over and foams at mouth

Visual Cue Guide

ACT 2

Cue	Estimated timing in from start of Act 2	Cue type	Cue Description
9	16 mins	Green - Lights	Flashing lights like camera flashes, sounds of camera shutters, loud voices shouting
10	17 mins	Green - Lights	Flashing lights like camera flashes, sounds of camera shutters, loud school bell
11	22 mins	Yellow - Sound	Waltz / slow-dance music
12	24 mins	Yellow - Sound	Shouting, swelling sound effects, blackout and lighting changes
13	25 mins	Red - Violence	Weapons on stage, Eli killing officers

Visual Cue Guide

ACT 2

Cue	Estimated timing in from start of Act 2	Cue type	Cue Description
14	27 mins	Yellow - Sound	Sound swelling, music, loud voiceovers
15	31 mins	Red - Violence	Jimmy attacks Mr Avila
16	31 mins	Green - Lights	Blackout & sound effect in transition
17	34 mins	Red - Violence	Multiple blackouts, loud sound effects, multiple murders on stage, blood on stage
18	36 mins	Green - Lights	Blackout
19	36 mins	Green - Lights	Flashing and chasing lights and train sound effect
20	37 mins	Yellow - Sound	Sounds crescendo
21	37 mins	Green - Lights	Blackout for end of show

End of Play

Visual Cue Guide

Visual Cue Seats are an experiment in accessible performance practice, and are an element of access offered within the Relaxed Horror world of *Let the Right One In*.

We would love your feedback as we continue to develop our practice

Scan the QR code below to complete our short feedback form

