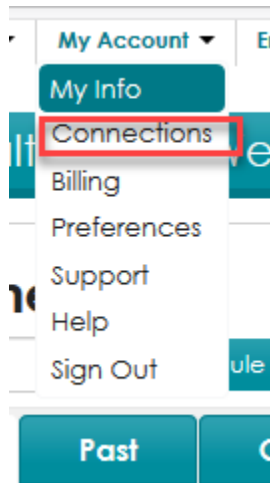


# FollowMyHealth Support

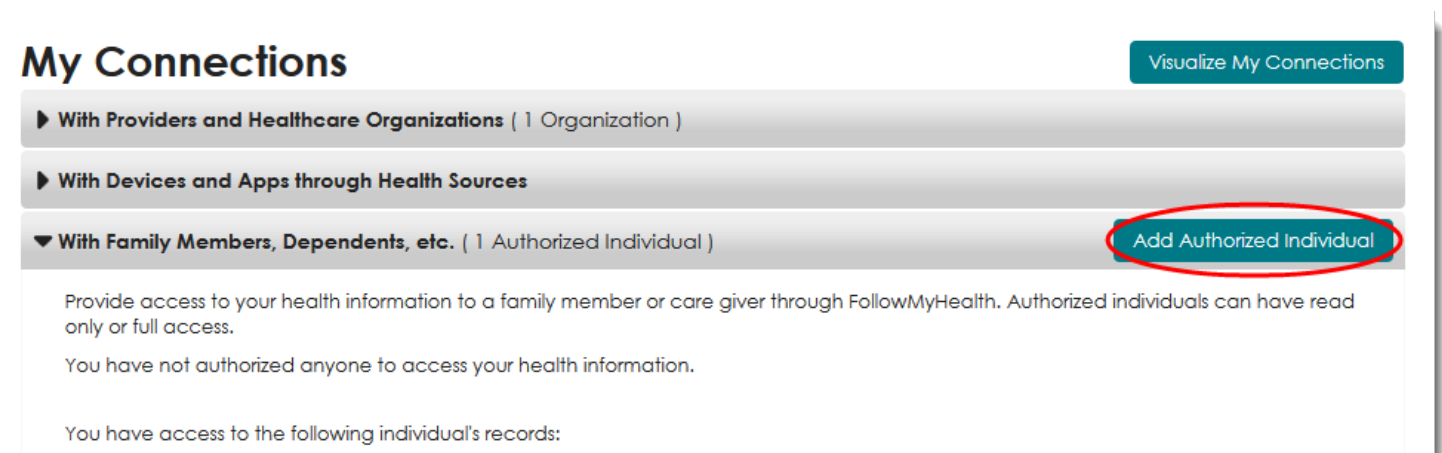
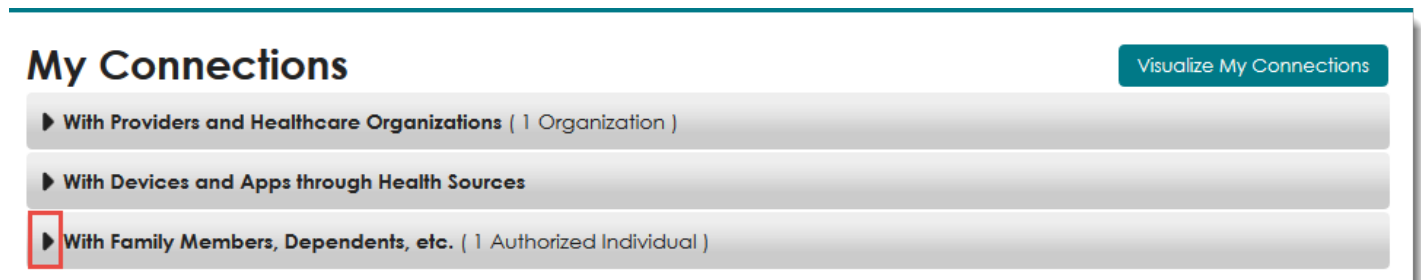
## Set Up Adult-to-Adult Authorized Individual/Proxy Access

Last Updated: Nov 15, 2019 03:15PM CST

FollowMyHealth® Universal Health Record (UHR) allows for adult-to-adult authorized user/proxy access without any need to contact an organization *pending that both individuals already have existing FollowMyHealth Universal Health Records*. To achieve this shared access, click on "My Account" in the top right corner, then select "Connections" from the drop-down list.



The "Connections" window will open. Click on the arrow to open 'With Family Members, Dependents, etc.'



In the box that pops up, click on "Full Access Authorized Individual" (if you want the proxy to be able to conduct actions through your FollowMyHealth UHR on your behalf) or "Read Only Authorized Individual" (if you only want the proxy to be able to see what is in your UHR), then fill out all the information in the box. Make sure you select something that you'll remember for the security code, as you will need this to link the accounts.

Add Authorized Individual

Allow someone to access your FollowMyHealth record. Full access allows them to view and edit information, schedule appointments, and communicate with your providers on your behalf. Read only access only allows them to view your records. They will not be able to make changes or communicate with your providers.

☐ Read Only Authorized Individual

☒ Full Access Authorized Individual

First Name:

Last Name:

Relationship to You:

None

Email Address:

Country:

United States

Telephone Number:

Street Address 1:

City:

Street Address 2:

State:

Alaska

Zip Code:

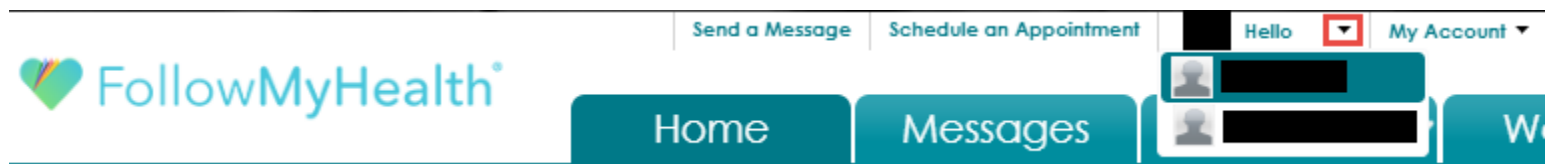
FollowMyHealth will send an invitation email to the address listed above. The authorized individual will be prompted to enter the invitation code entered below to complete the process. Please share the invitation code with your authorized individual.

Invitation Code:

Send Invite

Cancel

When you receive the proxy access invite (via email), click on the link and sign into *the recipient's* FollowMyHealth UHR, then follow the steps to complete the proxy access setup. Once it is connected, there will be a drop-down with your name along the top bar of the site (see image below). This is where you select whose information you are viewing.



In the event that you wish to gain access to your child's (a minor) medical information, you will need to contact the organization from which you wish to gain the records. They, in turn, will process your request for access through their organization's policies and any applicable state & federal laws. If they are prepared to offer such access, they will work with you through the process.

*If you are attempting to establish an adult proxy access with one email account, you will also need to contact and work with the organization to correctly establish access.*