








**Regular Meeting of the  
Santa Clara County Health Authority  
Provider Advisory Council (PAC)**

**Wednesday, May 09, 2018  
12:15 PM – 1:45 PM  
210 E. Hacienda Avenue  
Campbell, CA 95008**

### AGENDA

	Roll Call	Dr. Padua, Chair	12:15	2 min.
1.	Meeting Minutes (Attachment  Review minutes from February 08, 2018 Possible Action: Approve minutes	Dr. Padua, Chair	12:17	3 min.
2.	Public Comment Members of the public may speak to any item not on the agenda; 2 minutes per speaker. The Committee reserves the right to limit the duration of public comment period to 30 minutes	Dr. Padua, Chair	12:20	5 min.
3.	Chief Executive Officer (Attachment  Discussion on SCFHP membership and current topics	Ms. Tomcala, CEO	12:25	5 min.
4.	Review PAC Charter (Attachment 	Ms. Turner, COO	12:35	10 min.
5.	Quality and Pharmacy (Attachment  → Discussion on Drug Report	Johanna Liu, Pharm D Director, Pharm & QI	1:40	5 min.
6.	Membership of PAC a. Current (Attachment  b. Proposed	Dr. Robertson, CMO	12:45	10 min.
7.	Six C's of Care 1. Community-engagement and participation of all major stakeholders-i.e. all networks 2. Collaboration-share in best practices and resources to enhance efficiency 3. Coordination-continually improve timely access to specialty care 4. Communication-keep all clinicians up to date on regulations and compliance 5. Caring-promote high patient satisfaction and clinician satisfaction 6. Compassion-provide a medical home for all members	Dr. Padua, Chair	12:55	30 min.
8.	Discussion, Recommendations	All	1:25	20 min.
9.	Adjournment	Dr. Padua, Chair	1:45	

**Notice to the Public—Meeting Procedures**

- Persons wishing to address the PAC on any item on the agenda are requested to advise the Recorder so that the Chairperson can call on them when the item comes up for discussion.
- The PAC may take other actions relating to the issues as may be determined following consideration of the matter and discussion of the possible action.
- In compliance with the Americans with Disabilities Act, those requiring accommodations in this meeting should notify Caroline Alexander 48 hours prior to the meeting at 408-874-1835.
- To obtain a copy of any supporting document that is available, contact Caroline Alexander at 408-874-1835. Agenda materials distributed less than 72 hours before a meeting can be inspected at the Santa Clara Family Health Plan offices at 210 E. Hacienda Avenue, Campbell.
- This agenda and meeting documents are available at [www.scfhp.com](http://www.scfhp.com)



## Regular Meeting of the Santa Clara County Health Authority Provider Advisory Council (PAC)

Thursday, February 1, 2018

12:15 PM – 1:45 PM

210 E. Hacienda Avenue

Campbell, CA 95008

### Minutes

#### Members Present:

Chung Vu, M.D.  
Dolly Goel, M.D.  
Jimmy Lin, M.D.  
Peter Nguyen, D.O.  
Sherri Sager

#### Members Not Present:

Thad Padua, M.D. Chair  
Bridget Harrison, M.D.  
Kingston Lum  
David Mineta

#### Staff Present:

Christine Tomcala, Chief Executive Officer  
Lily Boris, MD, Medical Director, Acting Chair  
Chris Turner, Chief Operating Officer  
Johanna Liu, Director of Quality Improvement and  
Pharmacy  
Sherry Holm, Behavioral Health Program Manager  
Abby Baldovinos, Provider Network Associate  
Art Shaffer, Provider Network Associate  
Claudia Graciano, Provider Network Associate  
Rosa Perez, Provider Network Representative  
Robyn Esparza, Administrative Assistant  
Dang Huynh, Pharmacy Manage

1. **ROLL CALL**  
Lily Boris, MD, Medical Director, Acting Chairperson, called the meeting to order at 12:28 pm.  
Roll call was taken and a quorum was established.
2. **MINUTES REVIEW AND APPROVAL**  
Meeting minutes were reviewed. Dr. Boris asked the Committee if there were any additional questions or comments regarding the May 4, 2017 meeting minutes.
  - ✓ It was moved, seconded that the May 4, 2017 minutes be approved.
3. **PUBLIC COMMENT**
  - ✓ There were no public comments.

#### 4. CHIEF EXECUTIVE OFFICER UPDATE

Ms. Tomcala presented the January 2018 Membership Summary, noting the current enrollment is 263,855, with the majority of membership in Medi-Cal.

- Healthy Kids: 3,209 (1%)
- Cal MediConnect: 7,389 (3%)
- Medi-Cal: 253,257 (96%)

With regard to Medi-Cal Membership by Age Group and Network, Ms. Tomcala presented the following:

- Pediatrics: 41%
- Adults: 59%

The decrease in membership since last January was noted. This is most likely due to undocumented families; increase in minimum wage, disqualifying eligibility due to increase in members' income; as well as families leaving the county due to the lack of affordable housing.

Ms. Tomcala discussed the following current events:

##### a) SCFHP'S NEW BUILDING

Ms. Tomcala advised the Committee that SCFHP has purchased a new building in South San Jose. The new location is less expensive than commercial properties in our current area or downtown. The location works for most staff, as it is opposite direction of traffic. We are currently in midst of planning the build out. Expected completion is June 2018.

##### b) CHANGE IN PAC STANDING MEETING DATE

Ms. Tomcala advised the Committee that we need to change the standing meeting date for this committee due to the unavailability of Dr. Jeff Robertson, Chief Medical Officer, on the first Thursday of the month. Other dates were discussed and the Committee recommended looking into the second Wednesday of the month.

- ✓ Communication will be sent when date finalized.

##### c) SYSTEM UPGRADE

Ms. Tomcala advised the Committee that since the last meeting, SCFHP completed its conversion of our Medi-Cal line of business to the QNXT system. As of July 1, 2017, there is a single claims processing platform for all lines of business.

#### 5. OPIOID SAFETY PROGRAMS

Mr. Dang Nguyen, Pharmacy Manager, gave presentation on SCFHP's Opioid Safety Program. (Copy attached herein.)

#### 6. CAHPS SURVEY

Ms. Johanna Liu, Director of QI & Rx, presented survey results from the Consumer Assessment of Healthcare Providers & Systems (CAHPS) 2017 findings (Copy Attached Herein).

#### 7. PROVIDER LINK – SCFHP NEW PROVIDER PORTAL DEMO

Ms. Claudia Graciano and Ms. Abby Baldovinos, Provider Network Associates, demonstrated the SCFHP's new provider portal.

#### 8. QUALITY AND PHARMACY

Ms. Johanna Liu, Director of QI and Pharmacy, presented drug utilization reports on the Top 10 Drugs by Total Cost and by Prior Authorization for the date range of 01/01/17 – 03/31/17 (Copy Attached Herein).

#### 9. 2018 CALENDAR - CHANGE IN PAC STANDING MEETING DATE

Dr. Boris advised the Committee a new calendar for the year will be sent once a new standing date for the committee meeting is set as previously discussed today due to Dr. Robertson's unavailability on the 1<sup>st</sup> Thursday of the month.

✓ 2nd Wednesday of the month is tentative. Discuss off line and send confirmation with new dates,

10. **2018 CONFIDENTIALITY STATEMENT**

Dr. Boris asked present committee members to sign their annual Confidentiality Statement.

✓ Statements to be filed accordingly.

11. **ADJOURNMENT**

It was moved, seconded, and approved to adjourn the meeting at 1:40pm. A new calendar will be sent when for the remaining meetings of 2018.

---

Dr. Lily Boris, PAC Committee Acting Chair

---

Date



Santa Clara  
Family Health Plan

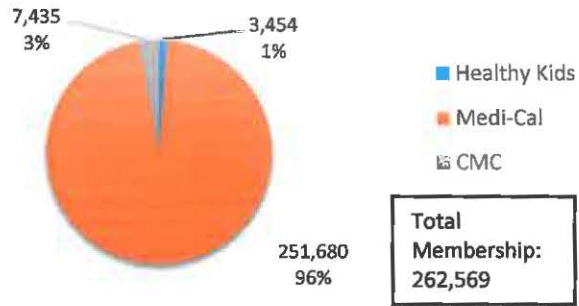
**Medi-Cal Membership by Age Group and Network**  
April 2018

Age Group	SCFHP Direct	Valley Health Plan	Kaiser	Palo Alto Medical Foundation	Physicians Medical Group	Premier Care	Total	Percentage
< 6 Years	1,782	14,635	3,904	687	7,541	1,200	29,749	11.8%
6 to 17	4,850	31,048	8,836	1,750	17,538	4,229	68,251	27.1%
18 to 34	4,098	30,510	5,499	1,233	8,391	3,211	52,942	21.0%
35 to 44	1,771	10,821	2,005	494	3,182	1,402	19,675	7.8%
45 to 54	1,765	11,866	1,857	571	3,912	2,395	22,366	8.9%
55 to 64	2,081	14,947	1,857	683	4,117	2,749	26,434	10.5%
65 to 74	5,823	7,438	790	475	1,096	364	15,986	6.4%
75 to 84	4,568	4,551	838	924	522	118	11,521	4.6%
>= 85 Years	2,238	1,466	462	493	78	19	4,756	1.9%
<b>Total</b>	<b>28,976</b>	<b>127,282</b>	<b>26,048</b>	<b>7,310</b>	<b>46,377</b>	<b>15,687</b>	<b>251,680</b>	<b>100.0%</b>
<b>Percentage</b>	<b>11.5%</b>	<b>50.6%</b>	<b>10.3%</b>	<b>2.9%</b>	<b>18.4%</b>	<b>6.2%</b>	<b>100.0%</b>	

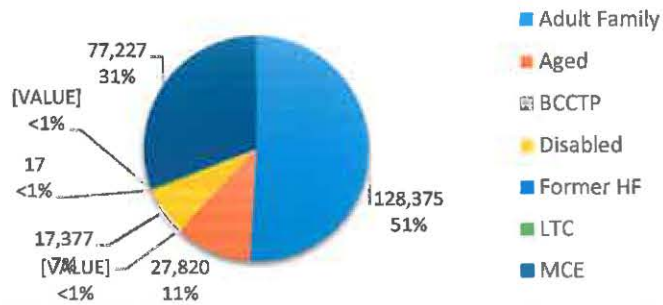


APRIL 2018 ENROLLMENT SUMMARY

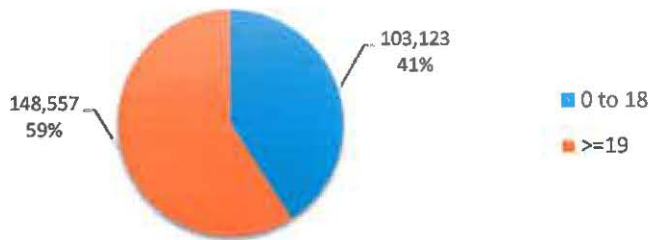
Membership by Line of Business



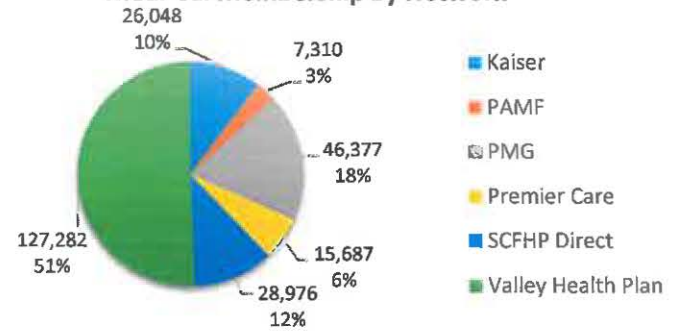
Medi-Cal Membership by Aid Category



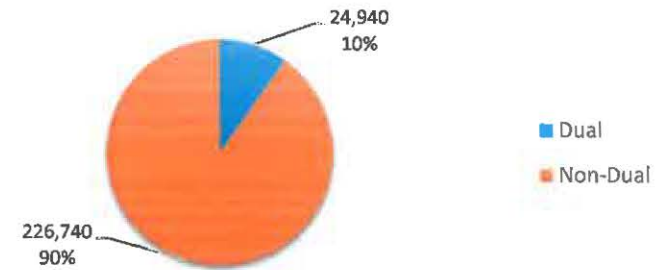
Medi-Cal Membership by Age Group



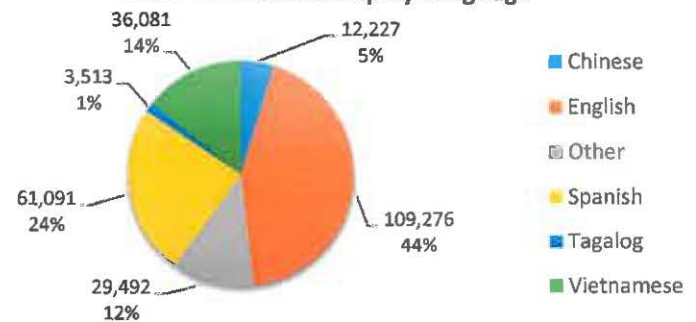
Medi-Cal Membership by Network



Medi-Cal Membership by Dual Status



Medi-Cal Membership by Language





## **Santa Clara County Health Authority Provider Advisory Council Charter**

### **Purpose**

Pursuant to the Bylaws, the Governing Board shall establish a Provider Advisory Council whose members can provide expertise to the Santa Clara Family Health Plan (SCFHP) relative to their respective specialties. The Provider Advisory Council shall act as an advisory committee to assist SCFHP in creating and maintaining a **high quality/effective** system of care in accordance with the six C's of care -- Community, Collaboration, Coordination, Communication, Caring, and Compassion.

The Council's mission is to discuss regional or national issues regarding the relationships and interactions between provider, their patients and SCFHP. These issues include improving health care and clinical quality, improving communications, relations, and cooperation between providers and SCFHP, and clinical or regulatory matters that affect interactions between providers and SCFHP.

### **Members**

The Provider Advisory Council shall have a sufficient number of members to provide necessary expertise and work effectively as a group. The Provider Advisory Council shall include contracted providers from a range of specialties as well as other representatives from the community including but not limited to representatives from contracted hospitals, Medical Directors from contracted IPAs, non-physician representatives who possess knowledge regarding the initiatives and issues facing the patient and provider community, and representation from the behavioral health community.

All Provider Advisory Council (PAC) members, including the Chairperson, shall be appointed by the SCFHP's Chief Executive Officer.

All PAC members, including the Chair, serve two-year terms which may be renewed at the discretion of the CEO, provided that the member is in compliance with the requirements set forth in this charter.



Provider Advisory Council members shall annually sign a Confidentiality Agreement. Failure to sign the agreement or abide by the terms of the agreement shall result in removal from the Committee.

## **Meetings**

Regular meetings of the Provider Advisory Council shall be scheduled quarterly. Additional special meetings, or meeting cancellations, may occur as circumstances dictate. Special meetings may be held at any time and place as may be designated by the Chair, the Chief Executive Officer, or a majority of the members of the Committee.

Committee members must attend at least two meetings per year. Attendance may be in person or via teleconferencing. Teleconferencing shall be conducted pursuant to California Government Code section 54953(d). The presence of a majority of the Committee members shall constitute a quorum for the transaction of business.

The Committee may invite other individuals, such as members of management, auditors, or other technical experts to attend meetings and provide pertinent information relating to an agenda item, as necessary.

Meetings of the Provider Advisory Council shall be open and public pursuant to the Ralph M. Brown Act (Gov. Code § 54950 et seq.)

The Director of Provider Network Management is responsible for notifying members of the dates and times of meetings and preparing a record of the Council's meetings.

## **Responsibilities**

The following responsibilities shall serve as a guide, with the understanding that the Committee may carry out additional functions as may be appropriate in light of changing business, regulatory, legal, or other conditions. The Committee shall also carry out any other responsibilities delegated to it by the Board from time to time.

- Address clinical and administrative topics that affect interactions between physicians/providers and SCFHP.
- Discuss regional, state, and national issues related to enhancing patient care.
- Provide input on health care services of SCFHP.
- Provide input on the coordination of services between networks of SCFHP.
- Improve communications, relations, and cooperation between physicians/providers and SCFHP.
- Provide expertise to SCFHP relative to a Committee member's area of practice.

**Santa Clara Family Health Plan**  
**Top 10 Drugs Requested for Prior Authorization**  
PA Finalized Date Range: 1/1/2018 – 3/31/2018

**SAC01 – Medi-Cal**

Rank	Drug Category	PA Count Finalized	PA Count Approved	PA Count Denied / Partial Approved	PA Count Other	PA Approved %	Appeals Upheld	Appeals Overturned	Rx Count	Total Amt Paid	Amt Paid/Rx
1	XARELTO	150	107	19	24	71.33%	0	0	425	\$188,560.27	\$443.67
2	LYRICA	105	79	31	25	58.52%	0	0	307	\$177,538.09	\$578.30
3	HUMALOG KWIKPEN U-100	125	99	8	18	79.20%	0	0	548	\$368,354.94	\$672.18
4	TRETINOIN	103	58	26	21	35.24%	0	0	71	\$24,909.84	\$350.84
5	DICLOFENAC SODIUM	92	43	37	12	46.74%	0	0	99	\$7,078.90	\$71.50
6	HUMIRA PEN	72	63	4	3	90.28%	0	0	273	\$1,409,629.46	\$5,163.48
7	LIDOCANE	64	18	30	16	38.12%	0	0	32	\$5,473.99	\$171.06
8	FREESTYLE LITE STRIPS	40	52	2	4	88.67%	0	0	247	\$63,371.57	\$256.57
9	JANUVIA	59	26	24	9	44.07%	0	0	79	\$36,765.24	\$465.38
10	OXYCODONE HCL ER	54	40	5	9	74.07%	0	0	100	\$51,680.13	\$516.80
<b>Totals for Top 10</b>		<b>918</b>	<b>587</b>	<b>186</b>	<b>143</b>	<b>64.08%</b>	<b>0</b>	<b>0</b>	<b>2,181</b>	<b>\$2,333,362.43</b>	<b>\$1,059.86</b>
<b>Totals for SAC</b>		<b>4,661</b>	<b>2,609</b>	<b>1,109</b>	<b>943</b>	<b>55.98%</b>	<b>0</b>	<b>0</b>	<b>9,963</b>	<b>\$13,285,455.51</b>	<b>\$1,333.48</b>

**SAC02 – Healthy Kids**

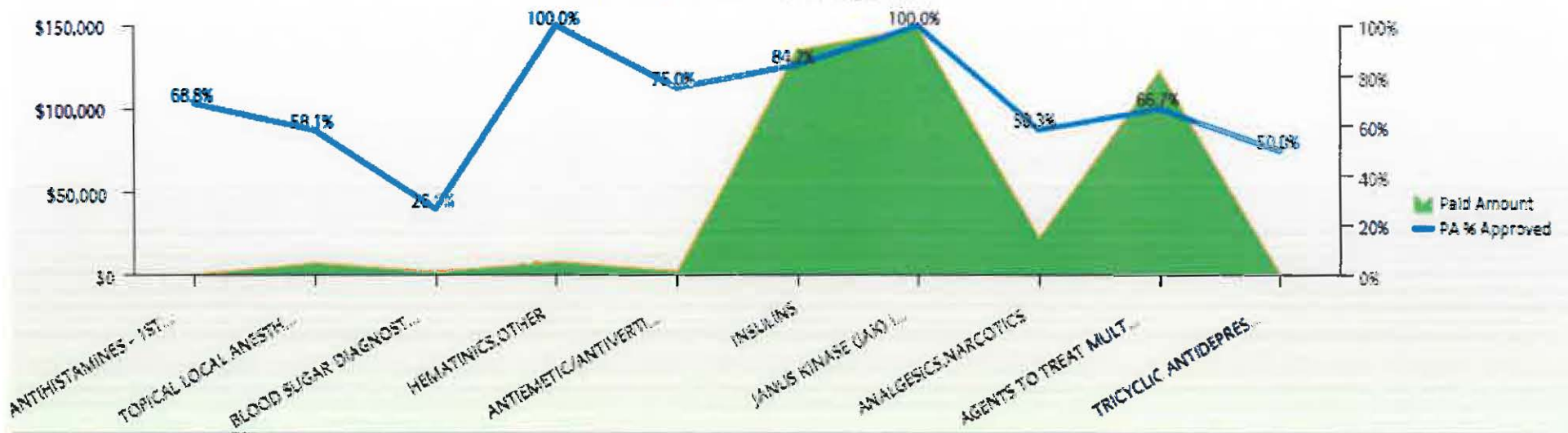
Rank	Drug Category	PA Count Finalized	PA Count Approved	PA Count Denied / Partial Approved	PA Count Other	PA Approved %	Appeals Upheld	Appeals Overturned	Rx Count	Total Amt Paid	Amt Paid/Rx
1	TRETINOIN	4	3	1	0	75.00%	0	0	3	\$454.27	\$154.76
2	PROGRAF	3	2	0	1	66.67%	0	0	6	\$5,284.50	\$880.75
3	LEVALBUTEROL TARTRATE HFA	2	1	0	1	50.00%	0	0	2	\$142.33	\$71.29
4	METHYLPHENIDATE ER	2	2	0	0	100.00%	0	0	2	\$997.70	\$498.85
5	RISPERIDONE	2	0	1	1	0.00%	0	0	0	\$0.00	\$0.00
6	SELENIUM SULFIDE	2	1	1	0	50.00%	0	0	1	\$137.55	\$137.55
7	VALGANCICLOVIR HCL	2	1	0	1	50.00%	0	0	2	\$10,385.67	\$5,192.84
8	ACITRETIN	1	1	0	0	100.00%	0	0	2	\$1,019.40	\$509.70
9	CONTOUR NEXT TEST STRIP	1	1	0	0	100.00%	0	0	1	\$248.27	\$248.27
10	EPINEPHRINE	1	1	0	0	100.00%	0	0	1	\$351.50	\$351.50
<b>Totals for Top 10</b>		<b>20</b>	<b>13</b>	<b>3</b>	<b>4</b>	<b>65.00%</b>	<b>0</b>	<b>0</b>	<b>20</b>	<b>\$19,031.44</b>	<b>\$951.57</b>
<b>Totals for SAC</b>		<b>30</b>	<b>21</b>	<b>4</b>	<b>5</b>	<b>70.00%</b>	<b>0</b>	<b>0</b>	<b>45</b>	<b>\$40,329.21</b>	<b>\$896.20</b>

# Therapeutic PAs

SAC06 - Cal MediConnect  
(All CMC members;  
not Network specific)

Report Period: 01/01/2018 to 03/31/2018  
Comparison Period: 01/01/2017 to 03/31/2017

### Top Drug Classes by PA Volume



### Top Drugs by PA Volume

Rank	Prior Rank	Drug Name	PA Count	% Approved	Rx Count	Plan Paid	Paid per Rx
1	203	HYDROXYZINE HCL	39	71.8%	14	\$98.55	\$7.05
2	1	LIDOCAINE	26	58.3%	51	\$6,534.59	\$128.13
3	5	PROCRIT	30	100.0%	5	\$7,742.85	\$1,548.57
4	203	ASSURE PLATINUM	14	28.6%	7	\$487.48	\$69.64
5	103	MEDUZINE HCL	10	100.0%	13	\$208.95	\$16.07
6	203	ASSURE LANCE	9	0.0%	0	\$0.00	\$0.00
7	203	ONETOUGH ULTRA BLUE TEST STRP	9	11.1%	4	\$243.92	\$60.98
8	20	DICLOFENAC SODIUM	7	0.0%	0	\$0.00	\$0.00
9	51	LIDODERM	7	57.1%	2	\$531.55	\$265.78
10	52	XELJANZ	7	100.0%	31	\$117,229.72	\$3,781.60
<b>Totals for Top 10</b>			<b>168</b>	<b>62.5%</b>	<b>127</b>	<b>\$133,077.73</b>	<b>\$1,047.86</b>
<b>Totals for All</b>			<b>506</b>	<b>59.1%</b>	<b>1,442</b>	<b>\$1,990,058.71</b>	<b>\$1,380.07</b>

**Santa Clara Family Health Plan**  
**Top 10 Drugs by Total Cost**  
 Fill date: 1/1/2018 – 3/31/2018

**SAC01 – Medi-Cal**

	Label Name	Total Cost	Patient Paid	Plan Paid	% of Total Plan Paid	Generic % of Plan Paid	Total Claims	% of Total Claims	Generic % of Total Claims	Plan Paid / Day	Plan Paid / Claim
1	<a href="#">HUMIRA 40 MG/0.8 ML PEN</a>	\$1,508,178	\$0.00	\$1,508,178	5.0%	0.0%	294	0.1%	0.0%	\$182.32	\$5,129.86
2	<a href="#">FREESTYLE LITE TEST STRIP</a>	\$985,831	\$0.00	\$985,831	3.3%	0.0%	3,673	1.6%	0.0%	\$3.44	\$113.67
3	<a href="#">BASAGLAR 100 UNIT/ML KWIKPEN</a>	\$904,515	\$0.00	\$904,515	3.0%	0.0%	3,196	0.6%	0.0%	\$9.72	\$283.01
4	<a href="#">MAVRET 100-40 MG TABLET</a>	\$737,389	\$0.00	\$737,389	2.4%	0.0%	115	0.0%	0.0%	\$454.06	\$6,412.08
5	<a href="#">HUMALOG 100 UNITS/ML VIAL</a>	\$658,156	\$0.00	\$658,156	2.2%	0.0%	1,415	0.3%	0.0%	\$17.03	\$465.13
6	<a href="#">VENTOLIN HFA 90 MCG INHALER</a>	\$621,765	\$0.00	\$621,765	2.1%	0.0%	10,710	2.0%	0.0%	\$2.63	\$58.05
7	<a href="#">JANUVIA 100 MG TABLET</a>	\$489,423	\$0.00	\$489,423	1.6%	0.0%	956	0.2%	0.0%	\$14.28	\$511.95
8	<a href="#">ENBREL 50 MG/ML SURECLICK SYR</a>	\$442,783	\$0.00	\$442,783	1.5%	0.0%	95	0.0%	0.0%	\$166.46	\$4,660.87
9	<a href="#">RENAGEL 800 MG TABLET</a>	\$401,819	\$0.00	\$401,819	1.3%	0.0%	200	0.0%	0.0%	\$69.42	\$2,009.05
10	<a href="#">HUMALOG 100 UNITS/ML KWIKPEN</a>	\$375,617	\$0.00	\$375,617	1.2%	0.0%	563	0.1%	0.0%	\$25.02	\$664.81
Totals for Top 10		\$7,125,475	\$0.00	\$7,125,487	23.6%	0.0%	26,219	4.8%	0.0%	\$9.72	\$271.77
Totals for SAC		\$30,231,287	\$0.00	\$30,231,393	100.0%	29.7%	548,080	100.0%	89.5%	\$1.77	\$59.16

**SAC02 – Healthy Kids**

	Label Name	Total Cost	Patient Paid	Plan Paid	% of Total Plan Paid	Generic % of Plan Paid	Total Claims	% of Total Claims	Generic % of Total Claims	Plan Paid / Day	Plan Paid / Claim
1	<a href="#">VALGANCICLOVIR HCL 50 MG/ML</a>	\$10,386	\$0.00	\$10,386	8.0%	100.0%	2	0.1%	100.0%	\$199.72	\$5,192.84
2	<a href="#">HUMIRA 40 MG/0.8 ML PEN</a>	\$9,477	\$0.00	\$9,477	7.3%	0.0%	2	0.1%	0.0%	\$169.23	\$4,738.37
3	<a href="#">HUMALOG 100 UNITS/ML VIAL</a>	\$6,436	\$0.00	\$6,436	4.9%	0.0%	9	0.5%	0.0%	\$31.55	\$715.13
4	<a href="#">OSELTAMIVIR 6 MG/ML SUSPENSION</a>	\$6,032	\$0.00	\$6,032	4.6%	100.0%	29	1.7%	100.0%	\$34.27	\$207.99
5	<a href="#">VENTOLIN HFA 90 MCG INHALER</a>	\$5,874	\$0.00	\$5,874	4.5%	0.0%	102	6.1%	0.0%	\$2.83	\$57.59
6	<a href="#">MYCOPHENOLATE 200 MG/ML SUSP</a>	\$5,559	\$0.00	\$5,559	4.3%	100.0%	5	0.3%	100.0%	\$25.27	\$1,111.79
7	<a href="#">PROGRAF 5 MG CAPSULE</a>	\$5,284	\$0.00	\$5,284	4.1%	0.0%	6	0.4%	0.0%	\$29.20	\$880.75
8	<a href="#">EPINEPHRINE 0.3 MG AUTO-INJECT</a>	\$4,739	\$0.00	\$4,739	3.6%	100.0%	14	0.8%	100.0%	\$25.07	\$338.49
9	<a href="#">QVAR 40 MCG ORAL INHALER</a>	\$3,515	\$0.00	\$3,515	2.7%	0.0%	20	1.2%	0.0%	\$5.33	\$175.73
10	<a href="#">CREON DR 24,000 UNITS CAPSULE</a>	\$3,162	\$0.00	\$3,162	2.4%	0.0%	2	0.1%	0.0%	\$55.47	\$1,580.94
Totals for Top 10		\$60,463	\$0.00	\$60,463	46.5%	44.2%	191	11.4%	26.2%	\$15.62	\$316.56
Totals for SAC		\$130,094	\$0.00	\$130,094	100.0%	58.2%	1,674	100.0%	84.0%	\$3.94	\$77.71

SAC06 – Cal MediConnect

	Label Name	Total Cost	Patient Paid	Plan Paid	% of Total Plan Paid	Generic % of Plan Paid	Total Claims	% of Total Claims	Generic % of Total Claims	Plan Paid / Day	Plan Paid / Claim
1	<a href="#">FREESTYLE LITE TEST STRIP</a>	\$216,873	\$0.00	\$216,873	2.7%	0.0%	1,535	2.2%	0.0%	\$2.99	\$128.71
2	<a href="#">JANUVIA 100 MG TABLET</a>	\$187,880	\$850	\$187,031	2.4%	0.0%	254	0.3%	0.0%	\$13.30	\$736.34
3	<a href="#">EPCLUSA 400 MG-100 MG TABLET</a>	\$169,351	\$13	\$169,337	2.1%	0.0%	7	0.0%	0.0%	\$863.97	\$24,191.03
4	<a href="#">LANTUS 100 UNIT/ML VIAL</a>	\$143,801	\$1,044	\$142,757	1.8%	0.0%	329	0.4%	0.0%	\$11.88	\$433.91
5	<a href="#">XTANDI 40 MG CAPSULE</a>	\$140,769	\$21	\$140,748	1.8%	0.0%	14	0.0%	0.0%	\$335.11	\$10,053.35
6	<a href="#">LANTUS SOLOSTAR 100 UNIT/ML</a>	\$139,448	\$1,337	\$138,111	1.7%	0.0%	373	0.5%	0.0%	\$8.40	\$370.27
7	<a href="#">INVEGA SUSTENNA 234 MG/1.5 ML</a>	\$139,230	\$181	\$139,049	1.8%	0.0%	55	0.1%	0.0%	\$90.82	\$2,528.16
8	<a href="#">DESCOVY 200-25 MG TABLET</a>	\$123,474	\$204	\$123,270	1.6%	0.0%	77	0.1%	0.0%	\$64.11	\$1,600.91
9	<a href="#">XELJANZ 5 MG TABLET</a>	\$121,289	\$86	\$121,203	1.5%	0.0%	32	0.0%	0.0%	\$126.25	\$3,787.59
10	<a href="#">NOVOLOG 100 UNITS/ML FLEXPEN</a>	\$118,323	\$601	\$114,723	1.4%	0.0%	163	0.2%	0.0%	\$17.83	\$703.82
Totals for Top 10		\$1,497,438	\$4,337	\$1,493,101	18.8%	0.0%	2,989	3.9%	0.0%	\$11.75	\$,499.53
Totals for SAC		\$8,028,339	\$85,597	\$7,942,741	100.0%	17.2%	75,952	100.0%	82.9%	\$2.31	\$104.58

**PROVIDER ADVISORY COUNCIL MEETING**  
**ROSTER**  
**2017-2018**

NAME	STIPEND	COMPANY	OFFICE INFORMATION	2017				2018				
				Feb	May	Aug	Nov	Feb	May			
N. Thad Padua, M.D. NT 50 Pediatric & Adolescent Med	*Yes*	IHC – Pediatric Center	2039 Forest Ave., #105 San Jose, CA 95128 408-947-2697 (Ofc) 408-283-7720 (Fax) <a href="mailto:ntpadua@ihcscv.org">ntpadua@ihcscv.org</a>	✓	✓	<b>NO MEETING HELD</b>	<b>NO MEETING HELD</b>					
Sherri Sager NT 10	*Yes*	LPCH - DSH	725 Welch Road, Mail Code 5524, Palo Alto, CA 94304 650-497-8277 (Ofc) 650-498-4305 (Fax) <a href="mailto:SSager@LPCH.org">SSager@LPCH.org</a>		✓					✓		
Peter L. Nguyen, D.O. NT 50 – Family Practice Hospital Affiliation: OCH	*Yes*	Kelly Park Medical Clinic	749 Story Road, Suite #20 San Jose, CA 95122 408-794-2088 (Ofc) 408-292-2179 (Fax) <a href="mailto:lpnguyendo@yahoo.com">lpnguyendo@yahoo.com</a>	✓	✓					✓		
Bridget Harrison, M.D. NT 20 changed in 2016 to NT 10		IHC	<a href="mailto:bridget.m.harrison@gmail.com">bridget.m.harrison@gmail.com</a>	✓	✓							
Chung Vu, MD President – NT60		Premiere Care - IPA	2593 S. King Road, #15, San Jose, CA 95122 408-274-9226 <a href="mailto:chungvumd@yahoo.com">chungvumd@yahoo.com</a>	✓	✓					✓		
Dolly Goel, MD CMO – NT 20		VHP	2480 N First Street, San Jose, CA 95131 <a href="mailto:dolly.goel@VHP.sccgov.org">dolly.goel@VHP.sccgov.org</a> <a href="mailto:melissag.miner@VHP.sccgov.org">melissag.miner@VHP.sccgov.org</a>	✓						✓		
Jimmy Lin, MD NT 60 Internal Medicine - PCP	*Yes*	Premiere Care Internal Medicine - PCP	2411 Forest Ave, San Jose, CA 95128 (408) 983-1012 <a href="mailto:docjil@hotmail.com">docjil@hotmail.com</a>	✓	✓					✓		
David Mineta Mental Health Representative	*Yes*	Momentum for Mental Health	5103 Elrose Ave, San Jose, CA 95124 650.270.7511 <a href="mailto:davidmineta@gmail.com">davidmineta@gmail.com</a> <a href="http://kaquino@momentummh.org">kaquino@momentummh.org</a>	✓								
Kingston Lum		IHSS	(408) 792-1666 <a href="mailto:Kingston.Lum@ssa.sccgov.org">Kingston.Lum@ssa.sccgov.org</a>	✓								