

Regular Meeting of the

Santa Clara County Health Authority Provider Advisory Council

Wednesday, November 13, 2019, 12:15 PM – 1:45 PM

Santa Clara Family Health Plan, Boardroom

6201 San Ignacio Ave, San Jose, CA 95119

AGENDA

1.	Roll Call / Establish Quorum Introduction of New Council Member:	Dr. Padua, Chair	5 Minutes
	<ul style="list-style-type: none"> • Dr. Griffis, CMO, Physician's Medical Group of San Jose • Ms. Janet Gambatese, Director, PNM Department 	Dr. Nakahira	5 Minutes
2.	Meeting Minutes Review minutes of the August 7, 2019 Provider Advisory Committee Possible Action: Approve minutes	Dr. Padua, Chair	5 Minutes
3.	Public Comment Members of the public may speak to any item not on the agenda; 2 minutes per speaker. The Committee reserves the right to limit the duration of public comment period to 30 minutes	Dr. Padua, Chair	5 Minutes
4.	Chief Executive Officer Discussion on SCFHP membership and current topics	Ms. Tomcala	5 Minutes
5.	PAC Membership <ul style="list-style-type: none"> • Discussion on PAC Membership and Requirements 	Dr. Nakahira	5 Minutes
6.	Pharmacy <ul style="list-style-type: none"> • Discussion on Drug Reports 	Dr. Huynh	5 Minutes
7.	Quality <ul style="list-style-type: none"> • Medi-Cal Wellness Rewards Program Summary 2019 	Dr. Liu	5 Minutes
8.	Utilization Management <ul style="list-style-type: none"> • None 		
9.	PNM Updates <ul style="list-style-type: none"> • None 		
10.	Old Business <ul style="list-style-type: none"> • None 		
11.	New Business <ul style="list-style-type: none"> • 2020 Meeting Dates 	Ms. Gambatese	5 Minutes
12.	Discussion / Recommendations	All	5 minutes
13.	Adjournment		

Next Meeting: February 12, 2020

Notice to the Public—Meeting Procedures

- Persons wishing to address the Committee on any item on the agenda are requested to advise the Recorder so that the Chairperson can call on them when the item comes up for discussion.
- The Committee may take other actions relating to the issues as may be determined following consideration of the matter and discussion of the possible action.
- In compliance with the Americans with Disabilities Act, those requiring accommodations in this meeting should notify Robyn Esparza 48 hours prior to the meeting at 408-874-1780.
- To obtain a copy of any supporting document that is available, contact Robyn Esparza at 408 874-1780. Agenda materials distributed less than 72 hours before a meeting can be inspected at the Santa Clara Family Health Plan offices at 6201 San Ignacio Ave, San Jose, CA 95119.
- This agenda and meeting documents are available at www.scfhp.com

Michael D. Griffis, MD, MBA

7450 Altiva Place, Carlsbad, CA. 92009

(760) 219-9747

email: griffis41@yahoo.com

Post-Graduate Fellowship, Geriatric Medicine, July, 2002- June, 2003.

Medical Education University of Chicago, Chicago, Illinois.

Residency, Family Medicine, July, 1999- June, 2002.

University of California, San Francisco/Santa Rosa Program (Sutter), Santa Rosa, California.

Education **MD** Ohio State University College of Medicine, 1999. Columbus, Ohio

MBA Harvard University, 1984. Cambridge, Massachusetts.

BA Whitman College, 1979. Walla Walla, Washington.

Double Major: Chemistry and Spanish Literature.

Other University of Cincinnati, 1992- 1993.

Premedical education prerequisites.

Employment Experience

Medicine

ExcelMSO, San Jose, CA

Chief Medical Officer, February, 2019 – Present

Anthem, Inc, Carlsbad, CA (work at home)

Medical Director, National Accounts

Performed medical necessity reviews for National Accounts. Primary medical director for Enhanced Medical Management program designed to increase physician review of fully insured and trend client inpatient stays. Received two Values in Action Awards.

ExcelMSO, San Jose, CA

Chief Medical Officer, May, 2017- May, 2018

Member of the Executive Team and reporting to the chief Executive Officer, lead the Utilization Management, Quality Management and Compliance departments for a 125,000 member-managed Medical Service Organization (wholly owned by Physician's Medical Group of San Jose) contracted with 11 health plans across Medicare, Medi-Cal, Commercial and Cal MediConnect lines of business. Restructured, grew and retained clinical staff to optimize medical necessity review process resulting in decreased overutilization. Optimized authorization software use, achieving 27% auto-authorization rate. Worked with Health Plans to implement programs to increase Medi-care risk scores and HEDIS quality measure results. Created and staffed Compliance department to ensure regulatory compliance under delegation to health plans.

**Employment
Experience (cont.)**

Alameda Alliance for Health, Alameda, CA

Chief Medical Officer. January, 2016- March, 2017

Member of the Senior Leadership Team and reporting to the Chief Executive Officer; lead the overall clinical vision of 265,000 member Local Initiative (LI) Medi-Cal and Commercial health plan to ensure the triple aim of improving care and health of members while achieving sustainable delivery. Areas of responsibility include: Pharmacy, Quality, NCQA accreditation, Utilization/Case Management, Health Education and Credentialing. Achieved NCQA Re-accreditation, improved HEDIS scores by 12% (moved from 51st to 27th in the State among all Medi-Cal/County plans), initiated pharmacy programs to manage Hepatitis C spend and reduce opioid prescribing; launched case management programs to decrease readmission rates.

Care1st Health Plan, Monterey Park, CA

Corporate Medical Director. October, 2013- January, 2016

Member of Care1st Management Council (Executive Committee) and reporting to the Chief Medical Officer, lead Medical Services Division operations (utilization management, case management, social services) for California across Medi-Cal, Medicare and Cal MediConnect (Duals Demonstration) lines of business. Directly supervise Medical Directors as well as responsible for all clinical support systems and design/ implementation of clinical projects. Assist CMO to develop and implement programs to meet specific Medi-Cal expansion, Medicare and Cal MediConnect regulatory as well as NCQA accreditation requirements.

Medical Director, San Diego

August, 2012- October, 2013

Reporting to the Chief Medical Officer, lead all San Diego medical management areas including utilization management, case management, and social services. Work with contracted physician groups, IPAs and Federal Health Care Clinics to improve quality outcomes while decreasing overall cost of care. Determine response to member appeals, grievances and quality issues. Chair San Diego Medical Services Committee as well as sit on Care1st Peer Review and Pharmacy & Therapeutics Committees.

CVS Health, Northbrook, IL

**Senior Medical Director, Medicare D Quality and Clinical Services,
Caremark**

April, 2012- August, 2012

Reporting to the VP, Medical Affairs, lead department responsible for developing strategies designed to achieve STARS clinical quality metrics for Medicare Advantage (MAPD) as well as the internal Prescription Drug Plan (PDP) division. Meet regularly with health plan CMOs/Medical Directors to support account management and sales activities.

**Employment
Experience (cont.)**

**Medical Director, Quality and Accreditation, Caremark
June, 2011- March, 2012**

Reporting to the Vice President, Medical Affairs, lead department responsible for the oversight of pharmacy benefit management (PBM) clinical quality activities. Chair of Clinical Quality Committee charged with oversight of commercial clinical program outcomes and quality reporting. Responsible for URAC accreditation for 4 lines of business: PBM, Mail, Specialty and Drug Therapy Management. Created and guided Independent Review Organization (IRO) and Utilization Management oversight committees to ensure UM/ formulary processes meet contractual, regulatory and accreditation requirements. Collaborated with 21 Health plan clients to meet all NCQA delegated functions (UM, MEM). Managed sub-delegated Credentialing vendor (CVO) relationship. Performed daily Prior Authorization and appeal reviews for commercial and Medicare clients.

**Desert Oasis Healthcare (DOHC), Palm Springs, CA
Medical Director, Senior Services
January, 2006- May, 2011**

DOHC is the largest managed care company in the greater Palm Springs area with more than 20,000 senior lives. Developed, managed and measured performance of physician-lead programs targeted to high-risk senior member groups.

Medical Director, Senior Services, Desert Oasis Healthcare, cont.

Led a medical staff of 13 physicians, nurse practitioners and physician assistants to provide cost-effective, evidence-based medical care; anticipated and guided end-of-life planning (hospice), stopped avoidable ER and hospital utilization and maximized recognition of risk-adjusted chronic medical conditions. I also spent 25% of my time clinically (home-visits, outpatient clinics and skilled nursing facilities) and served as substitute Family Hospice Care Medical. Specific programs that I created:

- Physician Home Care Program: Four Physician/Mid-level teams care for approximately 600 high-risk/frail members (identified via risk stratification and/or utilization).
- Skilled Nursing Facility Program: Physician/Mid-level team cares for skilled/custodial members as well as manage acute disease exacerbations in lieu of ER/Hospitalizations.
- Congestive Heart Failure Program: Tested, staffed and managed Cardiologist-lead clinic caring for more than 400 CHF members-- all RN-disease managed via tele-monitoring.
- Seniors Only Evaluation Clinics: Augment PCP-efforts by performing comprehensive Health Profiles-- focusing on appropriate age/co-morbidity screening as well as identifying and documenting known and highly-probable risk-adjusted chronic medical conditions
- Diabetic Monitoring Clinic Program: Created and managed program designed to maximize HCC/HEDIS diabetes measures

**Employment
Experience (cont.)**

**Jefferson Healthcare, Port Townsend, Washington. May, 2005-
November, 2005.**

Locum Tenens Physician, Assignment included caring for children and adult patients both inpatient (including ICU) and outpatient.

**The Vancouver Clinic, Vancouver, Washington, August, 2004- April,
2005.**

Associate Physician, Same Day Clinic, Managed urgent care patients with emphasis on pediatrics, minor trauma and orthopedic injuries.

Pacific Medical Group, Beaverton, Oregon, August, 2003- July, 2004.
Physician (One-year position). Cared for medical needs (in and outpatient) of an adult-only patient panel.

Business

Vice President, Planning & Marketing, October, 1990-
September, 1991. Capital Guaranty Insurance Company (Municipal
Bonds), San Francisco, California.

Vice President; Director; Manager Marketing (promoted twice). January,
1987- September, 1990. National Data Corporation, Atlanta, Georgia.

Product Manager, April, 1985- December, 1987.
Bank of America, San Francisco, California

Product Manager, August, 1984- March, 1985.
Baybanks, Waltham, Massachusetts

Assistant Supervisor; Train Clerk. March, 1980- June, 1982.
Southern Pacific Railroad, Portland, Oregon & San Francisco, California.

**Certification/
Licensure**

Diplomate, American Board of Family Practice, September, 2002; 2009.
Certificate of Qualification (CAQ), Geriatrics. November, 2004; 2014.

California License (active) A73215, October, 2002- current
Oregon License (inactive) MD24644, July, 2003- current
DEA Number available upon request.

Languages

Spanish (fluent).

Memberships

American Academy of Family Physicians.

References

Available on request.

**Regular Meeting of the
Santa Clara County Health Authority
Provider Advisory Council (PAC)**

Wednesday, August 7, 2019, 12:15 – 1:45 PM
Santa Clara Family Health Plan, Boardroom
6201 San Ignacio Ave, San Jose, CA 95119

MINUTES - Draft

Committee Members Present

Thad Padua, MD, Chair
Clara Adams, LCSW
Jimmy Lin, MD
David Mineta
Meg Tabaka, MD, Resident
Chung Vu, MD

Committee Members Absent

Dolly Goel, MD
Bridget Harrison, MD
Peter Nguyen, DO
Sherri Sager
Hien Truong, MD

Staff Present

Brandon Engelbert, Manager, PNM
Dang Huynh, Director, PharmD, Pharmacy
Johanna Liu, Director, PharmD, Quality &
Process Improvement
Laurie Nakahira, DO, CMO
Christine Tomcala, CEO

Others Present

Robyn Esparza, Administrative Assistant
Jayne Giangreco, Manager, Administrative
Services
Christina Hernandez, Marketing
Laura Watkins, VP, Marketing & Enrollment

1. Roll Call/Establish Quorum

Thad Padua, MD, Chair, called the meeting to order at 12:25 pm. Roll call was taken and a quorum was established.

Mr. Brandon Engelbert was introduced as the new Manager of Provider Network Management.

2. Meeting Minutes

The previous minutes from May 8, 2019 were reviewed.

It was moved, seconded and the May 8, 2019 Provider Advisory Council minutes were unanimously approved.

3. Public Comment

There were no public comments.

4. Chief Executive Officer Update

Ms. Christine Tomcala, CEO, presented the July 2019 Membership Summary. She noted that since the last meeting on May 8, 2019 we were at 257,778 total members. As of August, we are at 247,032 members. We continue to see a bit of decrease, which is not unexpected as the Plan budgeted for the decrease. We believe the decline is tapering off a bit. The decrease is seen statewide and is not specific to SCFHP.

Ms. Tomcala was happy to report there was an increase in Cal Medi-Connect (CMC) line of business. Membership continues to grow, thanks to the outreach efforts of the Plan's wonderful Medicare Outreach team. The previous membership was at 7,869 on May 8, 2019, and, as of August, membership is at 8,134.

Ms. Tomcala reported that Medi-Cal dropped from 239,444 to 235,389. She further reported the Healthy Kids population has been pretty stable. The last time we met on May 8, 2019, we reported 3,465 and, currently, we now stand at 3,509. She noted the bulk of these children are now going to be eligible for full scope Medi-Cal. Out of all our Healthy Kids, there are only two children that will not qualify for Medi-Cal. The Health Plan spoke to the county and there is a move afoot to change the income range for Valley Kids to make sure that kids that fall in the income rates will have coverage. This is on the Board of Supervisors' agenda later this month.

It is expected that any children not going into Medi-Cal can go into Valley Kids. Then, basically, the Healthy Kids Program, which has been a wonderful accomplishment for our organization and the broader county, has basically done its work and all of these children then will have coverage and more complete coverage. She extended congratulations to the whole community for having done that. More news to come as the Healthy Kids Program phases out in October.

- No action required. Informational only.

5. PAC Membership

Dr. Laurie Nakahira, CMO, reminded the council that members must attend 50% of the scheduled meetings as outlined in the charter.

- Dr. Nakahira will reach out to members who have not been in attendance to inquire if they wish to continue their membership or vacate.

6. Pharmacy

Dang Huynh, PharmD, Director of Pharmacy, presented drug utilization reports on the 'Top 10 Drugs by Total Cost' and 'Top 10 Drug Classes by Prior Authorization Volume' for the date range April 1, 2019 – June 30, 2019 (Copy Attached Herein).

- No action required. Informational only.

7. Quality

Johanna Liu, PharmD, Director of Quality & Process Improvement, gave a presentation on 'HEDIS 2019 Scores' (Copy Attached Herein). These scores reflect reporting that was assessed earlier this year, but they are on the measurement for calendar year of 2018. She noted that traditionally, before the advancement of DHCS Quality Monitoring, our goal was to at least meet the minimum plan limit of 25th percentile for all of the measures, which was accomplished.

Dr. Padua questioned if the Plan is only going to target the 25th percentile and not seek higher? Ms. Liu explained that we do shoot higher; however, the regulatory requirement before was that we not fall under the 25th percentile for any of the measures. Our new requirement from a regulatory standpoint is that we do not fall below the 50th percentile on any measure. We are actively working on this, and it is discussed further in the Provider Performance Program section. She reviewed the achievements for this reporting period. The completed data is outlined in the attached presentation.

- No action required. Informational only.

8. New Business

- **Provider Performance Program (PPP) Report Cards**

Johanna Liu, PharmD, Director of Quality & Process Improvement, noted that as a result of the new DHCS requirement, we have overhauled our Provider Performance Program, which is based off HEDIS measures. She gave a presentation on the Provider Performance Program Report Cards (Copy Attached Herein). The data is outlined in the attached presentation. She noted that we have always had Provider Performance Program. They may work a little differently, financially, for different delegate groups, depending on contractual agreements with each one.

- No action required. Informational only.

- **Provider Communication Preferences**

- Due to time constraints, this item was not addressed and will be deferred to the next meeting.

9. Old Business

Update on CHME DME Provider

Dr. Laurie Nakahira, CMO, reminded the council that CHME, one of our DME vendors, have been placed on a corrective action plan, effective July 25, 2019, in order to ensure quality of care and the safety of our members. This corrective action plan precludes CHME from accepting new patients and/or new orders for existing patients until they are able to demonstrate that the service issues have been resolved to the plan's satisfaction. A memo was broadcasted via fax to providers on July 26, 2019.

- No action required. Informational only.

10. Discussion / Recommendations

- There were no further discussions / recommendations.

11. Adjournment

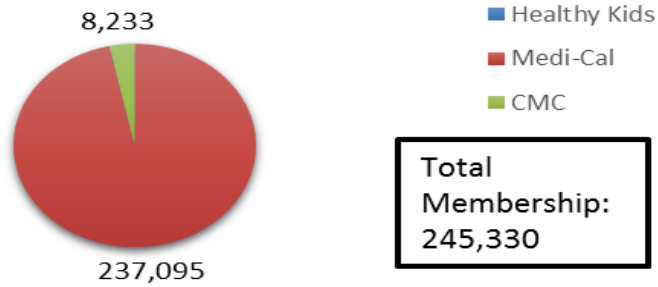
The meeting was adjourned at 1:35 pm. The next meeting is scheduled for November 13, 2019.

Dr. Thad Padua, Chair

Date

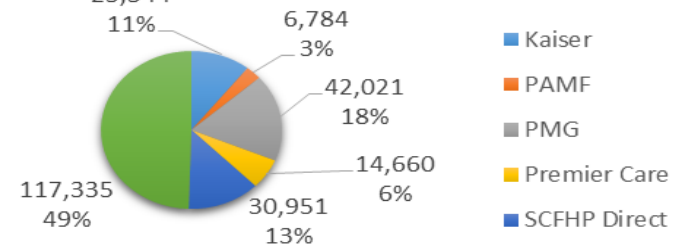
ENROLLMENT SUMMARY
OCTOBER 2019

Membership by Line of Business

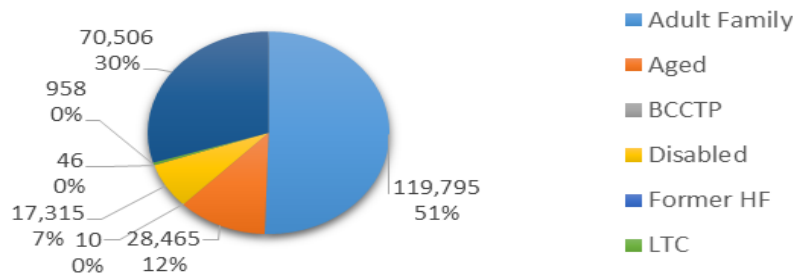


Total Membership: 245,330

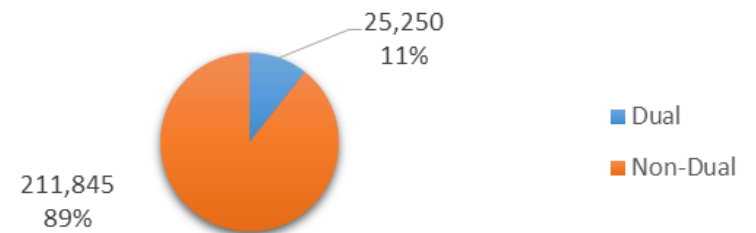
Medi-Cal Membership by Network



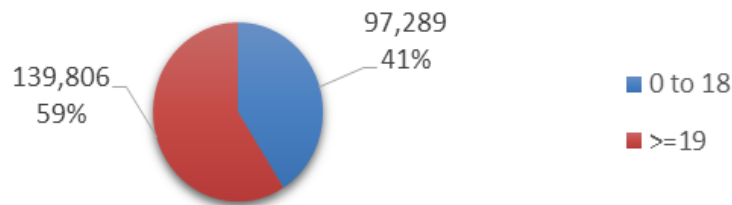
Medi-Cal Membership by Aid Category



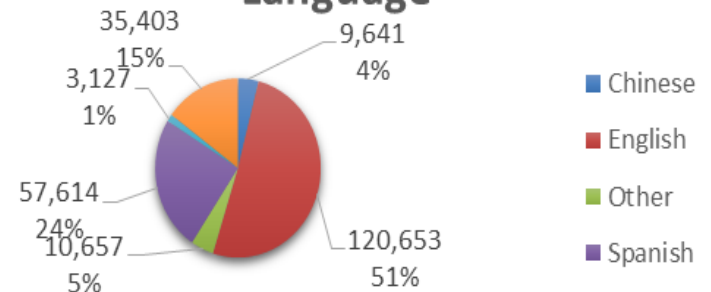
Medi-Cal Membership by Dual Status



Medi-Cal Membership by Age Group



Medi-Cal Membership by Language





Medi-Cal Membership by Age Group and Network
October 2019

Age Group	SCFHP						Premier Care	Total	%
	Direct	VHP	Kaiser	PAMF	PMG				
0 to 6	1,848	13,652	3,752	549	6,102	1,058	26,961	11.4%	
6 to 17	5,359	30,207	7,965	1,644	15,869	4,050	65,094	27.5%	
18 to 34	4,011	27,161	5,580	1,165	7,880	3,022	48,819	20.6%	
35 to 44	1,747	9,933	2,025	463	2,846	1,181	18,195	7.7%	
45 to 54	1,786	10,285	1,813	486	3,562	2,230	20,162	8.5%	
55 to 64	2,195	13,463	1,930	651	4,131	2,610	24,980	10.5%	
65 to 74	6,182	6,906	835	402	1,036	367	15,728	6.6%	
75 to 84	5,136	4,248	911	910	513	125	11,843	5.0%	
>= 85	2,687	1,480	533	514	82	17	5,313	2.2%	
Grand Total	30,951	117,335	25,344	6,784	42,021	14,660	237,095	100.0%	
Percentage	13.1%	49.5%	10.7%	2.9%	17.7%	6.2%	100.0%		

SCFHP is a local, community-based health plan dedicated to improving the health and well-being of the residents of Santa Clara County. Working in partnership with providers and community organizations, we serve our neighbors through our Medi-Cal, Cal MediConnect (Medicare-Medicaid Plan) and Healthy Kids HMO health insurance plans.

MEMBER DEMOGRAPHICS

234,600

Medi-Cal Members

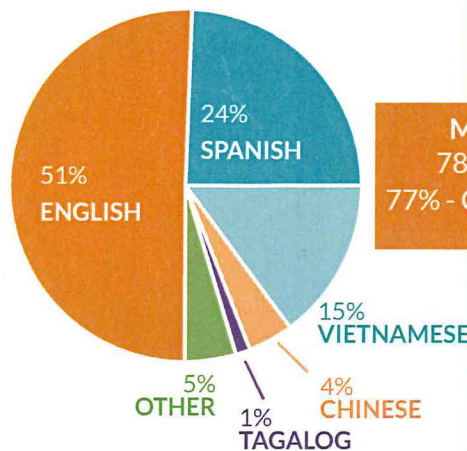
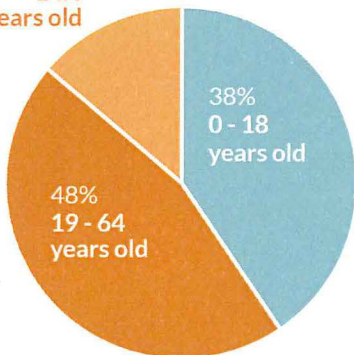
30%

of our Medi-Cal members are covered through ACA expansion

1.73

average # of kids in a Medi-Cal Family

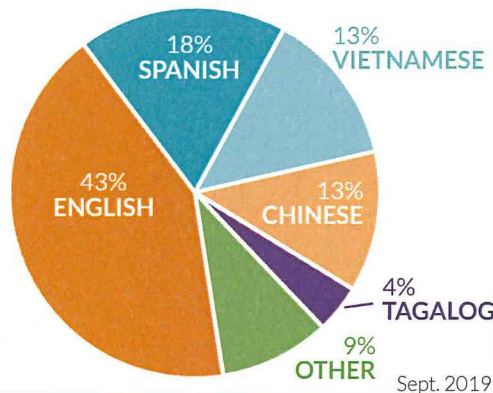
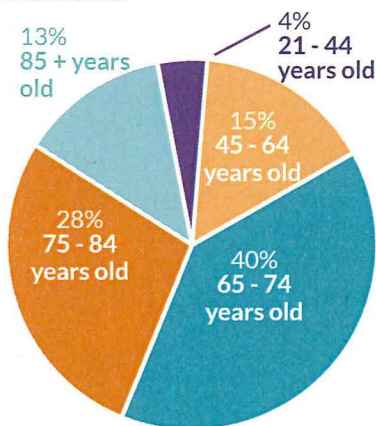
14%
65+ years old



8,200

Cal MediConnect (Medicare-Medicaid Plan) Members

13%
85+ years old



Sept. 2019



CONTRACTED PROVIDERS

Primary Care Physicians
741 Medi-Cal
514 Cal MediConnect

Specialists
3,468 Medi-Cal
2,535 Cal MediConnect

Ancillaries
542 Medi-Cal
159 Cal MediConnect

SCFHP is contracted with **all hospitals** in Santa Clara County, giving our members access to care that is convenient for them.

Aug. 2019

94 ¢

of every \$1 is spent on benefits and services

6 ¢

of every \$1 is spent on administration

<1 ¢

of every \$1 is saved in reserves

>\$1 B

invested in local economy each year

Budget FY 2020

Keep Up With Us



@scfhp



Santa Clara Family Health Plan



www.scfhp.com

PROVIDER ADVISORY COUNCIL MEETING
R O S T E R
2018-2019

NAME	STIPEND	COMPANY	OFFICE INFORMATION	2018				2019			
				Feb	May	Aug	Nov	Feb	May	Aug	Nov
N. Thad Padua, M.D. NT 50-Pedi & Adolescent Med	*Yes*	IHC – Pediatric Center	2039 Forest Ave., #105 San Jose, CA 95128 408-947-2697 (Ofc) ntpadua@ihcscv.org	∅	✓	✓	✓	✓	✓	✓	
Sherri Sager NT 10	*Yes*	LPCH - DSH	725 Welch Road, Mail Code 5524, Palo Alto, CA 94304 650-497-8277 (Ofc) SSager@stanfordchildrens.org	✓	✓	✓	✓	✓	✓	✓	
Peter L. Nguyen, D.O. NT 50 – Family Practice Hospital Affiliation: OCH	*Yes*	Kelly Park Medical Clinic	749 Story Road, Suite #20 San Jose, CA 95122 408-794-2088 (Ofc) lpnguyendo@yahoo.com	✓	∅	✓	✓	✓	✓	✓	
Bridget Harrison, M.D. NT 20-Changed in 2016 to NT 10		IHC	bridget.m.harrison@gmail.com	∅	✓	✓	✓	∅	✓	✓	
Hien Truong, MD President – NT60		Premiere Care - IPA	2593 S. King Road, #15, San Jose, CA 95122 408-274-9226 chungvumd@yahoo.com	✓	✓	∅	∅	✓	✓	✓	
Dolly Goel, MD, CMO NT 20		VHP	2480 N First Street, San Jose, CA 95131 dolly.goel@VHP.sccgov.org melissag.miner@VHP.sccgov.org	✓	∅	∅	∅	∅	∅	∅	
Jimmy Lin, MD Internal Medicine - PCP	*Yes*	Premiere Care	2411 Forest Ave, San Jose, CA 95128 (408) 983-1012 docjil@hotmail.com	✓	∅	✓	✓	✓	✓	✓	
David Mineta Mental Health Representative	*Yes*	Momentum for Mental Health	5103 Elrose Ave, San Jose, CA 95124 650.270.7511 davidmineta@gmail.com kaquino@momentummh.org	∅	∅	∅	∅	✓	✓	✓	
Meg Tabaka, MD Resident, Non-Voting Member	*Yes*	Resident O'Connor	(781) 290-7599 mtabaka@stanford.edu	N/A	N/A	N/A	✓	✓	∅	∅	
Clara Adams, LCSW	*Yes*	Private Practice	3033 Moorpark Ave, #7 San Jose, CA 95128 (408) 7781-2523 claraadams@comcast.net	N/A	N/A	N/A	N/A	✓	✓	✓	

Santa Clara Family Health Plan 2019 Q3 Top 10 Drugs by Total Cost

Fill date: 7/1/2019 – 9/30/2019

SAC01 – Medi-Cal

	Label Name	Total Cost	Patient Paid	Plan Paid	% of Total Plan Paid	Generic % of Plan Paid	Total Claims	% of Total Claims	Generic % of Total Claims	Plan Paid / Day	Plan Paid / Claim
1	HUMIRA PEN 40 MG/0.8 ML	\$1,597,635	\$0.00	\$1,597,635	5.2%	0.0%	287	0.1%	0.0%	\$198.46	\$5,566.67
2	MAVYRET 100-40 MG TABLET	\$1,111,405	\$0.00	\$1,111,405	3.6%	0.0%	174	0.0%	0.0%	\$456.24	\$6,387.39
3	FREESTYLE LITE TEST STRIP	\$970,406	\$0.00	\$970,407	3.2%	0.0%	8,086	1.6%	0.0%	\$3.07	\$120.01
4	BASAGLAR 100 UNIT/ML KWIKPEN	\$889,637	\$0.00	\$889,637	2.9%	0.0%	3,620	0.7%	0.0%	\$8.06	\$245.76
5	TRULICITY 1.5 MG/0.5 ML PEN	\$866,148	\$0.00	\$866,148	2.8%	0.0%	1,033	0.2%	0.0%	\$28.43	\$838.48
6	TRULICITY 0.75 MG/0.5 ML PEN	\$706,073	\$0.00	\$706,073	2.3%	0.0%	859	0.2%	0.0%	\$28.82	\$821.97
7	ENBREL 50 MG/ML SURECLICK	\$452,575	\$0.00	\$452,575	1.5%	0.0%	87	0.0%	0.0%	\$185.79	\$5,202.01
8	STELARA 90 MG/ML SYRINGE	\$444,438	\$0.00	\$444,438	1.5%	0.0%	21	0.0%	0.0%	\$340.30	\$21,163.72
9	TAGRISSO 80 MG TABLET	\$395,449	\$0.00	\$395,449	1.3%	0.0%	27	0.0%	0.0%	\$488.21	\$14,646.27
10	ALBUTEROL HFA 90 MCG INHALER	\$386,785	\$0.00	\$386,788	1.3%	100.0%	7,797	1.6%	100.0%	\$2.18	\$49.61
Totals for Top 10		\$7,820,551	\$0.00	\$7,820,555	25.6%	4.9%	21,991	4.4%	35.5%	\$11.60	\$355.63
Totals for SAC		\$30,498,335	\$0.00	\$30,498,395	100.0%	26.4%	496,687	100.0%	90.5%	\$1.82	\$61.40

SAC02 – Healthy Kids

	Label Name	Total Cost	Patient Paid	Plan Paid	% of Total Plan Paid	Generic % of Plan Paid	Total Claims	% of Total Claims	Generic % of Total Claims	Plan Paid / Day	Plan Paid / Claim
1	EPINEPHRINE 0.3 MG AUTO-INJECT	\$6,825	\$0.00	\$6,825	8.2%	100.0%	20	1.3%	100.0%	\$19.90	\$341.27
2	ALBUTEROL HFA 90 MCG INHALER	\$5,580	\$0.00	\$5,580	6.7%	100.0%	109	7.4%	100.0%	\$2.44	\$51.19
3	CREON DR 24,000 UNITS CAPSULE	\$4,976	\$0.00	\$4,976	6.0%	0.0%	3	0.2%	0.0%	\$55.29	\$1,658.63
4	BASAGLAR 100 UNIT/ML KWIKPEN	\$3,808	\$0.00	\$3,808	4.6%	0.0%	10	0.7%	0.0%	\$15.80	\$380.83
5	ADMELOG SOLOSTAR 100 UNIT/ML	\$3,493	\$0.00	\$3,493	4.2%	0.0%	13	0.9%	0.0%	\$9.54	\$268.70
6	QVAR REDHALER 40 MCG	\$3,146	\$0.00	\$3,146	3.8%	0.0%	17	1.1%	0.0%	\$5.83	\$185.09
7	ADMELOG 100 UNIT/ML VIAL	\$3,146	\$0.00	\$3,146	3.8%	0.0%	6	0.4%	0.0%	\$19.06	\$524.26
8	EPINEPHRINE 0.15 MG AUTO-INJECT	\$2,654	\$0.00	\$2,654	3.2%	100.0%	8	0.5%	100.0%	\$17.70	\$331.80
9	FREESTYLE LITE TEST STRIP	\$2,535	\$0.00	\$2,535	3.0%	0.0%	10	0.7%	0.0%	\$10.48	\$253.54
10	MYCOPHENOLATE 200 MG/ML SUSP	\$2,169	\$0.00	\$2,169	2.6%	100.0%	2	0.1%	100.0%	\$25.82	\$1,084.61
Totals for Top 10		\$38,334	\$0.00	\$38,334	46.0%	44.9%	198	13.4%	70.2%	\$8.50	\$193.60
Totals for SAC		\$83,406	\$0.00	\$83,406	100.0%	54.4%	1,482	100.0%	86.1%	\$2.49	\$56.28

SAC06 – Cal MediConnect

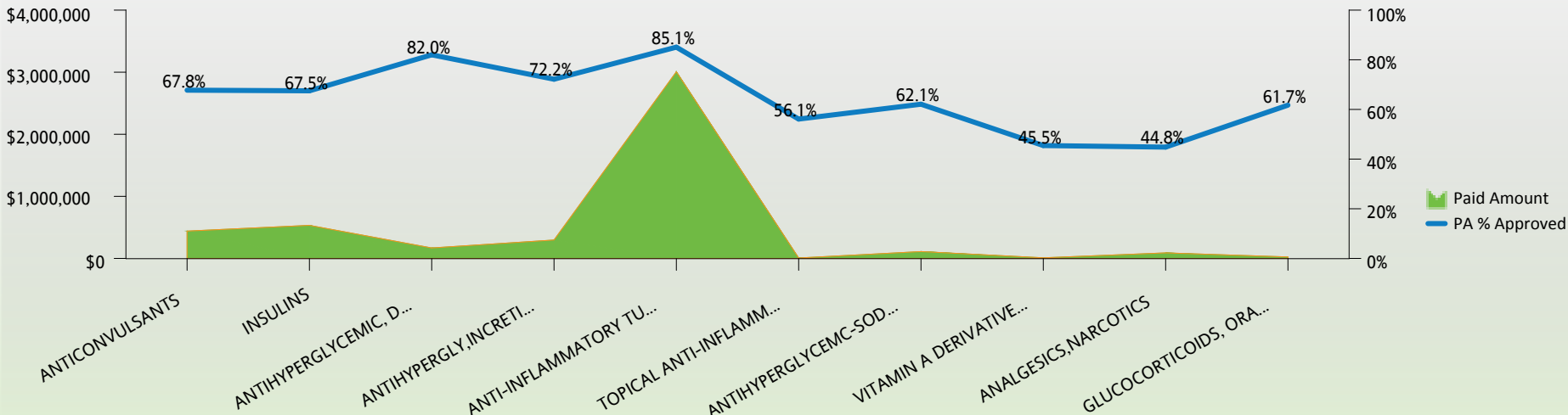
	Label Name	Total Cost	Patient Paid	Plan Paid	% of Total Plan Paid	Generic % of Plan Paid	Total Claims	% of Total Claims	Generic % of Total Claims	Plan Paid / Day	Plan Paid / Claim
1	HUMIRA PEN 40 MG/0.8 ML	\$311,457	\$4	\$311,453	3.2%	0.0%	50	0.1%	0.0%	\$222.47	\$6,229.06
2	FREESTYLE LITE TEST STRIP	\$264,758	\$0.00	\$264,758	2.7%	0.0%	1,686	2.1%	0.0%	\$2.74	\$157.03
3	JANUVIA 100 MG TABLET	\$254,818	\$824	\$253,994	2.6%	0.0%	299	0.4%	0.0%	\$14.05	\$849.48
4	BIKTARVY 50-200-25 MG TABLET	\$216,627	\$30	\$216,597	2.2%	0.0%	73	0.1%	0.0%	\$100.00	\$2,967.08
5	INVEGA SUSTENNA 234 MG/1.5 ML	\$216,494	\$15	\$216,479	2.2%	0.0%	81	0.1%	0.0%	\$95.03	\$2,672.58
6	XELJANZ 5 MG TABLET	\$184,892	\$15	\$184,878	1.9%	0.0%	43	0.1%	0.0%	\$143.32	\$4,299.48
7	TRULICITY 1.5 MG/0.5 ML PEN	\$175,955	\$283	\$175,672	1.8%	0.0%	194	0.2%	0.0%	\$25.99	\$905.53
8	LANTUS SOLOSTAR 100 UNIT/ML	\$173,636	\$844	\$172,792	1.8%	0.0%	366	0.5%	0.0%	\$8.55	\$472.11
9	TRADJENTA 5 MG TABLET	\$169,900	\$538	\$169,362	1.7%	0.0%	189	0.2%	0.0%	\$13.52	\$896.10
10	STELARA 90 MG/ML SYRINGE	\$151,918	\$4	\$151,915	1.5%	0.0%	7	0.0%	0.0%	\$533.03	\$21,702.08
Totals for Top 10		\$2,120,455	\$2,556	\$2,117,899	21.5%	0.0%	2,988	3.7%	0.0%	\$13.09	\$708.80
Totals for SAC		\$9,909,432	\$72,475	\$9,836,445	100.0%	13.3%	79,695	100.0%	83.2%	\$2.48	\$123.43

Therapeutic PAs

SAC01 - Medi-Cal

Report Period: 07/01/2019 to 09/30/2019
Comparison Period: 07/01/2018 to 09/30/2018

Top Drug Classes by PA Volume



Top Drugs by PA Volume

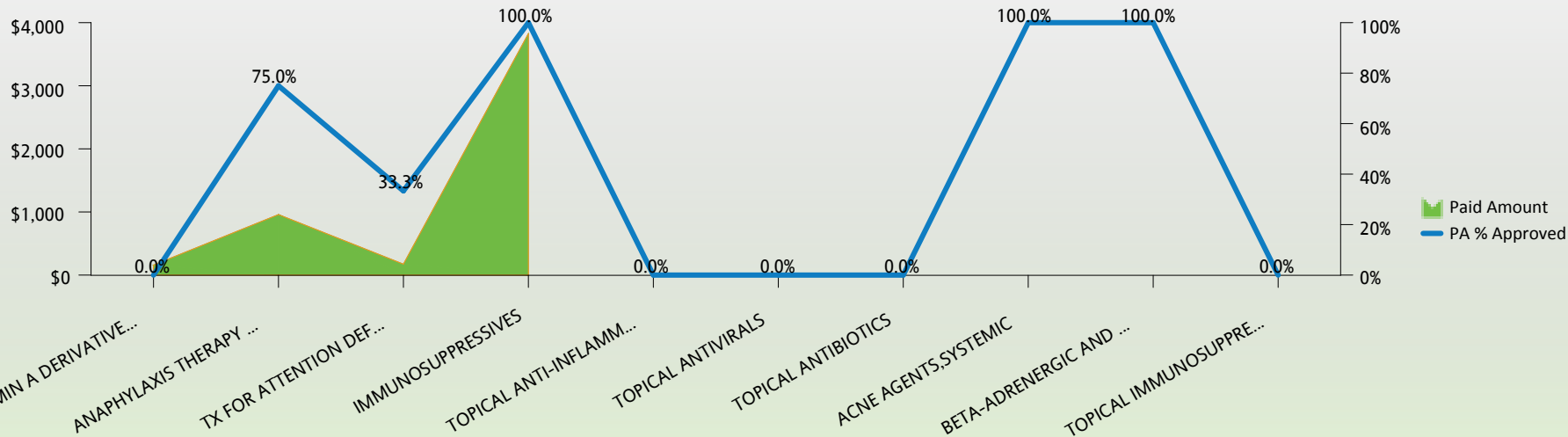
Rank	Prior Rank	Drug Name	PA Count	% Approved	Rx Count	Plan Paid	Paid per Rx
1	4	DICLOFENAC SODIUM	94	57.4%	155	\$6,798.51	\$43.86
2	23	JANUVIA	85	81.2%	193	\$92,597.70	\$479.78
3	3	TRETINOIN	81	53.1%	80	\$39,600.83	\$495.01
4	13	TACROLIMUS	56	53.6%	40	\$10,561.02	\$264.03
5	78	FLOVENT HFA	51	74.5%	61	\$14,370.44	\$235.58
6	11	TRULICITY	50	86.0%	233	\$191,986.59	\$823.98
7	7	HUMIRA PEN	49	79.6%	268	\$1,487,320.77	\$5,549.70
8	14	LIDOCAINE	47	19.1%	31	\$3,998.76	\$128.99
9	16	MAVYRET	45	95.6%	161	\$1,028,294.30	\$6,386.92
10	26	JARDIANCE	44	77.3%	120	\$80,395.64	\$669.96
Totals for Top 10			602	66.8%	1,342	\$2,955,924.56	\$2,202.63
Totals for All			3,807	58.9%	9,552	\$14,846,100.69	\$1,554.24

Therapeutic PAs

SAC02 - Healthy Kids

Report Period: 07/01/2019 to 09/30/2019
Comparison Period: 07/01/2018 to 09/30/2018

Top Drug Classes by PA Volume



Top Drugs by PA Volume

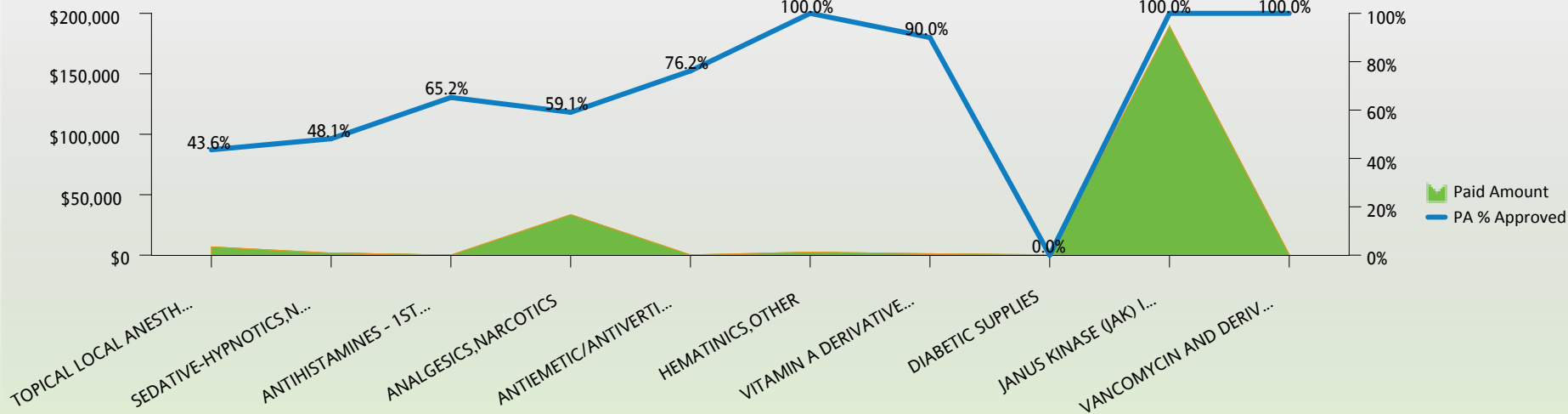
Rank	Prior Rank	Drug Name	PA Count	% Approved	Rx Count	Plan Paid	Paid per Rx
1	7	TRETINOIN	4	0.0%	1	\$158.42	\$158.42
2	7	EPINEPHRINE	2	50.0%	1	\$351.50	\$351.50
3	24	METHYLPHENIDATE HCL	2	50.0%	0	\$0.00	\$0.00
4	2	TACROLIMUS	1	0.0%	0	\$0.00	\$0.00
5	24	ACYCLOVIR	1	0.0%	0	\$0.00	\$0.00
6	24	AMNESTEEM	1	100.0%	2	\$548.53	\$274.26
7	24	BETAMETHASONE VALERATE	1	0.0%	0	\$0.00	\$0.00
8	24	BREO ELLIPTA	1	100.0%	0	\$0.00	\$0.00
9	24	CYCLOSPORINE	1	100.0%	3	\$523.20	\$174.40
10	24	DEXMETHYLPHENIDATE HCL ER	1	0.0%	0	\$0.00	\$0.00
Totals for Top 10			15	33.3%	7	\$1,581.65	\$225.95
Totals for All			20	40.0%	48	\$14,383.27	\$299.65

Therapeutic PAs

SAC06 - Cal MediConnect

Report Period: 07/01/2019 to 09/30/2019
Comparison Period: 07/01/2018 to 09/30/2018

Top Drug Classes by PA Volume



Top Drugs by PA Volume

Rank	Prior Rank	Drug Name	PA Count	% Approved	Rx Count	Plan Paid	Paid per Rx
1	1	LIDOCAINE	32	43.8%	41	\$4,642.73	\$113.24
2	6	ZOLPIDEM TARTRATE	24	50.0%	60	\$162.58	\$2.71
3	57	TRETINOIN	20	90.0%	8	\$1,204.52	\$150.56
4	3	HYDROXYZINE HCL	17	70.6%	9	\$58.24	\$6.47
5	101	VANCOMYCIN HCL	16	100.0%	4	\$547.69	\$136.92
6	2	PROCRIT	15	100.0%	2	\$1,810.99	\$905.50
7	224	DONEPEZIL HCL	14	100.0%	5	\$871.79	\$174.36
8	9	XELJANZ	12	100.0%	43	\$184,881.22	\$4,299.56
9	22	STELARA	11	81.8%	9	\$162,704.27	\$18,078.25
10	57	ONDANSETRON ODT	9	100.0%	3	\$6.33	\$2.11
Totals for Top 10			170	77.1%	184	\$356,890.36	\$1,939.62
Totals for All			646	63.6%	1,771	\$2,403,447.84	\$1,357.11

	Children's Health			Women's Health
	Well-Child Visits in the First 15 Months of Life - 6 Visits (W15)	Well-Child Visit, Ages 3-6 (W34)	Adolescent Well-Care Visit (AWC)	Prenatal Program (PPC)
Target Population	All SCFHP members who will turn 15 months old during the measurement year and who have not completed up to 6 well-child visits with a PCP during their first 15 months of life: <ul style="list-style-type: none"> - No well-child visits - 1 well-child visit - 2 well-child visits - 3 well-child visits - 4 well-child visits - 5 well-child visits - 6 or more well-child visits 	All SCFHP Medi-Cal children, ages 3-6, who have not completed a well-child visit in the last year.	All SCFHP members, between the ages 12-21, who have not completed a comprehensive well-care visit with a PCP or an OB/GYN practitioner during the measurement year.	All SCFHP Medi-Cal women, between the ages of 16+, who are pregnant.
Incentive	\$30 gift card	\$30 gift card	\$30 gift card	1st trimester - \$30 gift card 2nd trimester - car seat (must complete car seat safety class) 3rd trimester - sleep pod
Incentive Eligibility Dates	1/1/19 - 12/31/19	1/1/19 - 12/31/19	1/1/19 - 12/31/19	1/1/19 - 12/31/19
Provider Action	1. Complete 6 well-child check ups in the first 15 months of the patients life. 2. Provide proper coding when submitting claims to ensure member gets the credit for the incentive.	1. Complete a well-child check up and submit claim/encounter to document the visit. 2. Provide proper coding when submitting claims to ensure member gets the credit for the incentive.	1. Complete well-child check up for member each year. 2. Provide proper coding when submitting claims to ensure member gets the credit for the incentive.	1. Provide education on prenatal care. 2. Ensure patients are seen timely for prenatal care. 3. Provide proper coding when submitting claims to ensure member gets the credit for the incentive.

	Women's Health		Chronic Disease Management	
	Well Woman Exam		Asthma Medication Ratio (AMR)	Comprehensive Diabetes Care (CDC)
	Breast Cancer Screening (BCS)	Cervical Cancer Screening (CCS)		
Target Population	All SCFHP Medi-Cal women between the ages of 50-74 who have not completed their breast cancer screening.	All SCFHP Medi-Cal women between the ages of 21-64 for cervical cancer screenings who have not completed their screening.	All SCFHP Medi-Cal members between the ages of 5-64 identified as having persistent asthma and a ratio of controller medications of 0.50 or greater in the last year.	All SCFHP Medi-Cal members ages 18-75 with a diagnosis of diabetes who have not completed their HbA1c screening.
Incentive	\$20 gift card	\$30 gift card	\$15 gift card per quarter	\$25 gift card
Incentive Eligibility Dates	1/1/19 - 12/31/19	1/1/19 - 12/31/19	1/1/19 - 12/31/19	1/1/19 - 12/31/19
Provider Action	<ol style="list-style-type: none"> Educate your patients about the importance of mammograms. Place a physician order for a mammogram for your patient and help them schedule an appointment. Provide proper coding when submitting claims to ensure member gets the credit for the incentive. 	<ol style="list-style-type: none"> Educate your patients about the importance of pap tests. Complete a pap test if the member has not received one in the last 3 years. Provide proper coding when submitting claims to ensure member gets the credit for the incentive. 	<ol style="list-style-type: none"> Provide patient education regarding asthma management. Prescribe multiple refills for your patients asthma medication. Provide proper coding when submitting claims to ensure member gets the credit for the incentive. 	<ol style="list-style-type: none"> Provide education on diabetes screenings. Ensure patients are seen timely for their HbA1c screening. Provide proper coding when submitting claims to ensure member gets the credit for the incentive.

JANUARY						
S	M	T	W	T	F	S
			1	2	3	4
5	6	7	8	9	10	11
12	13	14	15	16	17	18
19	20	21	22	23	24	25
26	27	28	29	30	31	

FEBRUARY						
S	M	T	W	T	F	S
						1
2	3	4	5	6	7	8
9	10	11	12	13	14	15
16	17	18	19	20	21	22
23	24	25	26	27	28	29

MARCH						
S	M	T	W	T	F	S
1	2	3	4	5	6	7
8	9	10	11	12	13	14
15	16	17	18	19	20	21
22	23	24	25	26	27	28
29	30	31				

APRIL						
S	M	T	W	T	F	S
			1	2	3	4
5	6	7	8	9	10	11
12	13	14	15	16	17	18
19	20	21	22	23	24	25
26	27	28	29	30		

MAY						
S	M	T	W	T	F	S
					1	2
3	4	5	6	7	8	9
10	11	12	13	14	15	16
17	18	19	20	21	22	23
24	25	26	27	28	29	30
31						

JUNE						
S	M	T	W	T	F	S
	1	2	3	4	5	6
7	8	9	10	11	12	13
14	15	16	17	18	19	20
21	22	23	24	25	26	27
28	29	30				

JULY						
S	M	T	W	T	F	S
			1	2	3	4
5	6	7	8	9	10	11
12	13	14	15	16	17	18
19	20	21	22	23	24	25
26	27	28	29	30	31	

AUGUST						
S	M	T	W	T	F	S
						1
2	3	4	5	6	7	8
9	10	11	12	13	14	15
16	17	18	19	20	21	22
23	24	25	26	27	28	29
30	31					

SEPTEMBER						
S	M	T	W	T	F	S
		1	2	3	4	5
6	7	8	9	10	11	12
13	14	15	16	17	18	19
20	21	22	23	24	25	26
27	28	29	30			

OCTOBER						
S	M	T	W	T	F	S
				1	2	3
4	5	6	7	8	9	10
11	12	13	14	15	16	17
18	19	20	21	22	23	24
25	26	27	28	29	30	31

NOVEMBER						
S	M	T	W	T	F	S
1	2	3	4	5	6	7
8	9	10	11	12	13	14
15	16	17	18	19	20	21
22	23	24	25	26	27	28
29	30					

DECEMBER						
S	M	T	W	T	F	S
		1	2	3	4	5
6	7	8	9	10	11	12
13	14	15	16	17	18	19
20	21	22	23	24	25	26
27	28	29	30	31		

Governing Board 12:00pm – 2:30pm	Credentialing Committee
March 26	12:15pm – 1:30pm
June 25	February 5
September 24	April 1
December 17	June 3
Executive/Finance 11:30am – 1:30pm	August 5
	October 7
January 23	December 2
February 27	Consumer Advisory Committee
April 23	6:00pm – 7:00pm
May 28	March 10
July 23	June 9
August 27	September 8
October 22	December 8
November 19	December 8
Compliance Committee 1:30pm – 3:30pm	Utilization Management Committee
	6:30pm – 8:00pm
February 27	January 15
May 28	April 15
August 27	July 15
November 19	October 14
Pharmacy & Therapeutics Committee 6:00pm – 8:00pm	Quality Improvement Committee
	6:30pm – 8:00pm
	February 12
March 19	April 8
June 18	June 10
September 17	August 12
December 17	October 14
Provider Advisory Council 12:15pm – 1:45 pm	December 9
	CMC Consumer Advisory
	11:30am – 1:00pm
February 12	March 5
May 13	June 4
August 12	September 3
November 11	December 3