













































WORKLISTS

-  **View Study**
-  **View Study in Secondary Viewer**
-  **View Orders and/or Comments**
-  **Launch Report Viewer**
-  **Launch Comment Viewer**
-  **Technologist WorkPanel**
-  **ER WorkPanel**
-  **Burn CD**
-  **Route Study**
-  **3rd-party App Sync**
-  **Associate/ Dissociate Study**
-  **Remove Associated Study**
-  **Study Tagging**
-  **Quick Add to Default Teaching Worklist**
-  **Quick Remove from Current Worklist**




WORKLISTS (Continued)

-  **VoiceClip**
-  **Access Control**
-  **OrthoLink**
-  **Change Status**
-  **View/Edit Study Demographics**
-  **Communication WorkPanel**
-  **Change Status to MD Connected**
-  **Change Status to Talk to MD**
-  **View Study in iConnect Access Viewer**
-  **Data Masking**
-  **Reserve Study**
-  **Assign Study**
-  **Retrieve from Archive**
-  **Save Series**
-  **Open Study in QC Editor**













QUERY PAGE

-  **Warning | Comment**
-  **Open Study**
-  **Open Study in Secondary Viewer**
-  **View Reports**
-  **Study Tagging**
-  **Access Control**
-  **Associate/Dissociate Study**
-  **Change Status**
-  **Burn CD**
-  **VoiceClip**
-  **Route Study**
-  **Technologist WorkPanel**
-  **Retrieve from Archive**
-  **Open Study in QC Editor**

LOCAL STUDY

-  **Open Study**
-  **Open Study in Secondary Viewer**
-  **Burn CD**

PATIENT RECORD TOOLBAR

-  **Open Previous Study**
-  **Open Next Study**
-  **Mark Study Read**
-  **Convey Result**
-  **Talk to MD**
-  **3rd-party App Sync**
-  **3rd-party App Sync Menu**
-  **Burn CD**
-  **View/Edit Patient Demographics**
-  **Import from DICOM Device**
-  **Import Foreign Studies**
-  **Save Series**

PATIENT RECORD EXAM TOOLBAR

- Lock/Unlock Exam
- Warning | Comment
- Change Status
- Associate/Dissociate Study
- View/Edit Study Demographics
- Access Control
- Route Study
- Burn CD
- VoiceClip
- Synch Report (Priors Only)
- OrthoLink
- Technologist WorkPanel
- ER WorkPanel
- Communication WorkPanel
- Order Viewer
- Report Viewer
- Notes Viewer
- Open Prior Study
- Open Prior Study in Secondary Viewer

VIEWER TOOLBAR

- Window/Level
- ROI Window/Level
- 3-in-1 Mouse Tool
- Zoom/Pan Combo
- Zoom
- Pan
- Page Images
- Auto Scroll
- Skim
- Dual Link Magnifier
- Dual Link Magnifier Preferences
- Magnify
- Binocular Tool
- Hot Light
- Probe
- 3D Cursor
- Orthopedic Plumb Line
- Orthopedic Plumb Line Menu
- Orthopedic Joint Line Measurement

VIEWER TOOLBAR (Continued)

- Orthopedic Transischial Line Measurement
- Line Measurement
- Angle Measurement
- Cobb Angle Measurement
- Manual Calibration
- Text Annotation
- Arrow Annotation
- ROI Measurement
- Spine Labeling
- Study Layout Menu
- Comparison Toggle
- 3rd-party App Sync
- 3rd-party App Sync Menu
- Voice Clip
- Scroll MG Priors
- Previous SP or HP Step
- Hanging Protocol Menu
- Next SP or HP Step

VIEWER TOOLBAR (Continued)

- Toggle Color Bar
- Toggle DICOM Overlay
- Toggle Annotations
- Toggle DICOM 6000 Overlay
- Toggle CADSR Overlay
- Toggle CADSR Overlay Menu
- Patient Record
- Merge Messenger
- Merge Messenger Status Menu
- Recently Viewed Studies
- Open Previous Study
- Open Next Study
- Mark Study Read
- Skip Study
- Convey Results
- Talk to MD
- Print DICOM
- Help
- Exit Viewer

STUDY TOOLBAR

- Reset Presentation**
- Hanging Protocol**
- Series Layout**
- Cross-reference Lines**
- Display Annotations**
- Auto Series Synchronization**
- Study Tagging**
- VoiceClip**
- Associate/Dissociate Study**
- Set Status**
- Access Control**
- Order Viewer**
- ER WorkPanel**
- Technologist WorkPanel**
- Communication WorkPanel**
- Report Viewer**
- Launch Comment Viewer**
- Close Study**

SERIES TOOLBAR

- One-click MIP**
- Spinning MIP**
- One-click MPR**
- 3D Create MPR Slab View**
- Cine**
- Select Image**
- Select Series**
- Window/Level Menu**
- Set Key Image**
- DICOM Overlay**
- Image Layout**
- Global Stack**
- Grouping**
- Manual Linking**
- Paired Invert**
- Clear Viewport**

MAMMO THUMBNAIL VIEWER

- Window/Level**
- Zoom/Pan Combo**
- Binocular Tool**
- Hot Light**
- Dual Link Magnifier**
- Dual Link Magnifier Preferences**
- Line Measurement**
- Arrow Annotation**
- ROI Measurement**
- Toggle DICOM Overlay**
- Toggle Annotations**
- Toggle DICOM 6000 Overlay**

MAMMO THUMBNAIL VIEWER (Cont.)















- Toggle CADSR Overlay**
- Toggle CADSR Overlay Menu**
- Series Layout 2x4**
- Series Layout 1x4**
- Series Layout 1x2**

KEY IMAGE TOOLBAR





- Process Pending Annotated Key Images**
- Create Key Image Collage**
- Image Layout**
- DICOM Overlay Series Toggle**
- Cross-reference Lines**
- Display Annotations**

3D DISPLAY TOOLS













MPR Window Toolbar

-  Window/Level
-  Zoom/Pan Combo
-  Page Images
-  Line Measurement
-  Angle Measurement
-  Cobb Angle Measurement
-  Text Annotation
-  Arrow Annotation
-  Set Key Image
-  Toggle Link to 3D
-  Toggle Annotations
-  Toggle Reference Lines
-  Toggle DICOM Overlay
-  Reset




MPR Rendered Volume Series Toolbar

-  Toggle DICOM Overlay
-  Toggle Annotations
-  Toggle Reference Lines
-  Set Key Image
-  Show MIP
-  Show CVR
-  Link to 3D
-  Slab Toggle
-  Increase Slab Thickness
-  Decrease Slab Thickness
-  Axial Orientation
-  Sagittal Orientation
-  Coronal Orientation
-  Reset














MPR Viewport Toolbar

-  Registration Toggle
-  Toggle DICOM Overlay
-  2D Mode
-  Toggle Annotations
-  Set Key Image
-  Axial Orientation
-  Sagittal Orientation
-  Coronal Orientation
-  Color Map Select
-  3D Create MPR Slab View
-  Reset
-  Clear Series Window




















MPR Orthogonal Series Toolbar

-  Toggle DICOM Overlay
-  Toggle Annotations
-  Toggle Reference Lines
-  Link to 3D
-  Set Key Image
-  Reset

MIP Viewport Toolbar

-  Toggle DICOM Overlay
-  2D Mode
-  Show MIP
-  Spinning MIP
-  Show CVR
-  Toggle Annotations
-  Set Key Image
-  Slab Toggle
-  Increase Slab Thickness
-  Decrease Slab Thickness
-  Axial Orientation
-  Sagittal Orientation
-  Coronal Orientation
-  Reset
-  Show MPR
-  Clear Series Window

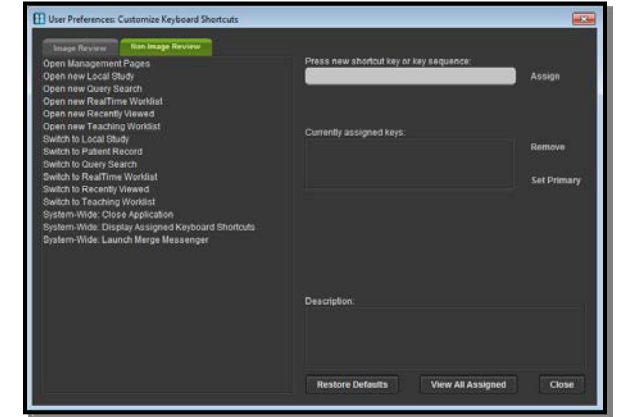
QC EDITOR TOOLBAR

-  **Window/Level**
-  **ROI Window/Level**
-  **Zoom/Pan Combo**
-  **Zoom**
-  **Pan**
-  **Page Images**
-  **Probe**
-  **Line Measurement**
-  **Angle Measurement**
-  **Cobb Angle Measurement**
-  **Manual Calibration**
-  **Text Annotation**
-  **Arrow Annotation**
-  **ROI Measurement**
-  **Toggle DICOM Overlay**
-  **Toggle Annotations**
-  **Save Presentation Changes**
-  **Send to CIMS**
-  **Help**

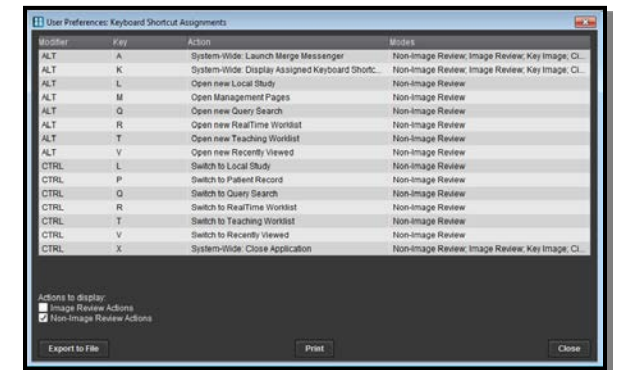
KEYBOARD SHORTCUTS

To view your current keyboard shortcuts, select "**Display Assigned Keyboard Shortcuts**" from the **Study Right-click Menu** or the **Patient Record Right-Click Menu**.

*This will display the **Customize Keyboard Shortcuts** dialog:*



Click the **View All Assigned** button to display all currently assigned keyboard shortcuts:



This list can be **sorted**, **printed** or **exported** to a CSV (comma-separated values) file.