



Wolters Kluwer

UpToDate[®] Anywhere Registration Guide

This Registration Guide outlines how to:

- Register for a free account
- Access UpToDate
- Stay current

www.uptodate.com
www.wolterskluwer.com



Your UpToDate



UpToDate Anywhere gives you access to evidence-based clinical content when and where you need it.

Your free UpToDate Anywhere registration provides:

- **Remote access** from any computer with an Internet connection.
- **CME/CE/CPD** credits when researching a clinical question using UpToDate onsite or remotely — including on your mobile device.
- **History, Most Viewed, Bookmarks** — to quickly access the content you find most valuable.
- **Automatically Sync** your History, Bookmarks and Most Viewed across all devices you use to access UpToDate, such as a desktop or mobile device.
- **What's New Notifications** alert you when topics you've previously viewed have been updated to include discussion of new articles from the medical literature.
- **The "Current UpDate" bi-weekly e-newsletter** with important clinical updates from our editorial team.

Best Practice Tip:

Each time you access UpToDate, log in under the Log in/Register link with your UpToDate user name and password (or via your EHR) to accumulate CME and maintain uninterrupted remote and mobile access.

REGISTER TODAY. IT'S EASY AND FREE.

Register through your EHR:

Click on the UpToDate link within your EHR and complete the registration form. Enjoy single sign on from your EHR.

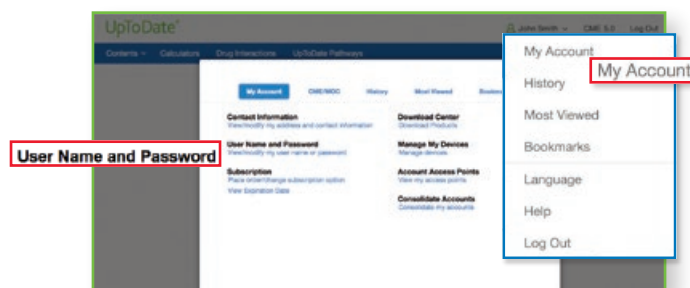
– OR –

Visit www.uptodate.com when you are on site and connected to your organization's network.

- Click Register.

To change your user name or password:

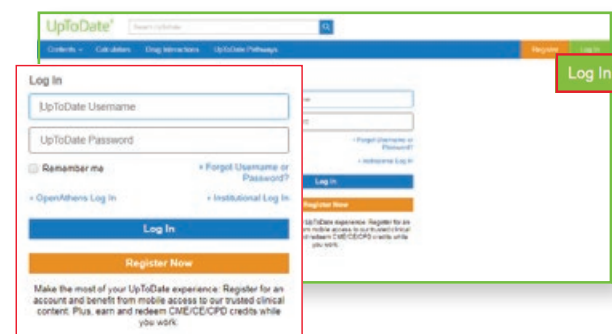
- Click on your name to access your account information.



ALREADY HAVE AN UPTODATE USER NAME AND PASSWORD?

If you already have an UpToDate user name and password through another organization or individual subscription, simply log in with your existing credentials.

1. Visit UpToDate.com from any computer within your organization's network.
2. Log in with your existing UpToDate user name and password.



3. This will retain all of your current CME/CE/CPD records.

UPTODATE MOBILE APP

Once registered, you can install the UpToDate Mobile App on up to two devices.

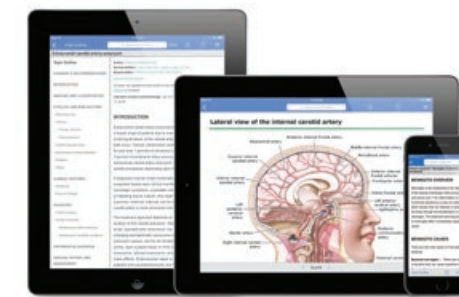
Download and install

1. Search for "UpToDate" in your app store.
2. Open the UpToDate Mobile App and log in with your UpToDate user name and password. *You only need to do this once — the app remembers your user name and password.*

MOBILE WEB — NOTHING TO INSTALL

Simply open the browser on your mobile device, go to www.uptodate.com and click **Log in** from the upper right corner. You will find a consistent experience across all mobile platforms that is:

- Optimized for smaller screens and tablets
- User-friendly and easy to navigate



UPTODATE MOBILECOMPLETE™

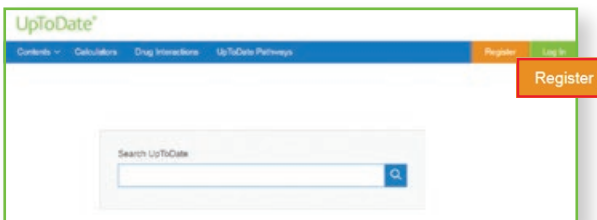
UpToDate MobileComplete enables UpToDate Anywhere registered users to download the full content of UpToDate to their iOS® or Android™ device.

This allows access to UpToDate content in situations where there is limited or no Internet connection.

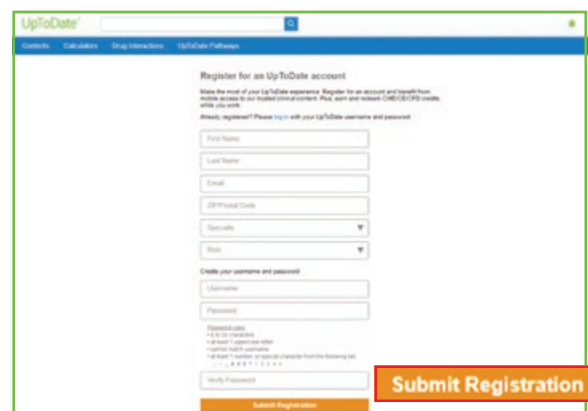
Please check with your organization to see if MobileComplete is part of your subscription.

- Search the complete UpToDate database of evidence-based recommendations from anywhere, even offline.
- Content updates can be downloaded and applied in the background when the device is connected to Wi-Fi.

A list of technical requirements for supported devices for the UpToDate Mobile App and UpToDate MobileComplete is available at www.uptodate.com/mobile.



- Fill out registration form.
- Complete all fields and then click *Submit Registration*.



- Make note of your user name and password.

Upon completion of the registration process, you will receive a confirmation email from UpToDate with instructions on downloading the Mobile App.

FORGOT YOUR USER NAME OR PASSWORD?

- In the Log in box, click the 'Forgot Username or Password'
- You'll receive an email that contains your user name and a link to reset your password



Maintaining Access

To maintain uninterrupted access to UpToDate you will need to confirm your affiliation with your subscribing organization every 90 days. To do this, simply log in to UpToDate from within your organization's network every time you use UpToDate.

Not sure if you are logged in to UpToDate?

If you do not see your name and CME tally on the top right of the screen, then click Log in/Register. View how:
www.uptodate.com/home/uptodate-login

In-application and email messages will remind you to log in to UpToDate from your organization's network to re-verify your affiliation.



Contact Us

CUSTOMER SUPPORT

To reach customer support for **individual subscribers or users at an institution**, please contact:

EMAIL

customerservice@uptodate.com

PHONE

1-800-998-6374 or +1-781-392-2000
Monday through Friday, 7 a.m. – 9 p.m.
(Eastern Time)